

RESULTS

100 Metres Men - Final



| RECORDS | RESULT NAME | COUNTRY | AGE | VENUE | DATE |
|--------------------------------|-------------------------------|-------------------------|-----------------------|-------------------------|-------------|
| World Record WR | 9.58 Usain BOLT | JAM | 23 | Berlin (Olympiastadion) | 16 Aug 2009 |
| Championships Record CR | 9.58 Usain BOLT | JAM | 23 | Berlin (Olympiastadion) | 16 Aug 2009 |
| World Leading WL | 9.76 Christian COLEMAN | USA | 23 | Doha | 28 Sep 2019 |
| Area Record AR | National Record NR | Personal Best PB | Season Best SB | | |

28 September 2019 22:18 START TIME

25° C TEMPERATURE 67 % HUMIDITY

+0.6m/s WIND

| PLACE | NAME | COUNTRY | DATE OF BIRTH | LANE | RESULT | REACTION | Fn |
|-------|--------------------------|---------|---------------|------|--------------|-----------|-------|
| 1 | Christian COLEMAN | USA | 6 Mar 96 | 4 | 9.76 | WL | 0.128 |
| 2 | Justin GATLIN | USA | 10 Feb 82 | 3 | 9.89 | | 0.148 |
| 3 | Andre DE GRASSE | CAN | 10 Nov 94 | 6 | 9.90 | PB | 0.140 |
| 4 | Akani SIMBINE | RSA | 21 Sep 93 | 5 | 9.93 | SB | 0.117 |
| 5 | Yohan BLAKE | JAM | 26 Dec 89 | 8 | 9.97 | | 0.142 |
| 6 | Zharnel HUGHES | GBR | 13 Jul 95 | 7 | 10.03 | | 0.119 |
| 7 | Filippo TORTU | ITA | 15 Jun 98 | 2 | 10.07 | SB | 0.158 |
| 8 | Aaron BROWN | CAN | 27 May 92 | 9 | 10.08 | | 0.155 |

| ALL-TIME TOP LIST | | | | SEASON TOP LIST | | | |
|-------------------|-------------------------|----------------------------|-----------|-----------------|-------------------------|-------------------------------------|--------|
| RESULT | NAME | VENUE | DATE | RESULT | NAME | VENUE | 2019 |
| 9.58 | Usain BOLT (JAM) | Berlin (Olympiastadion) | 16 Aug 09 | 9.76 | Christian COLEMAN (USA) | Doha | 28 Sep |
| 9.69 | Tyson GAY (USA) | Shanghai | 20 Sep 09 | 9.86 | Noah LYLES (USA) | Shanghai (CHN) | 18 May |
| 9.69 | Yohan BLAKE (JAM) | Lausanne (Pontaise) | 23 Aug 12 | 9.86 | Divine ODUDURU (NGR) | Austin, TX (USA) | 7 Jun |
| 9.72 | Asafa POWELL (JAM) | Lausanne (Pontaise) | 2 Sep 08 | 9.87 | Justin GATLIN (USA) | Palo Alto, CA (USA) | 30 Jun |
| 9.74 | Justin GATLIN (USA) | Doha (Hamad Bin Suhaim) | 15 May 15 | 9.90 | Andre DE GRASSE (CAN) | Doha | 28 Sep |
| 9.76 | Christian COLEMAN (USA) | Doha | 28 Sep 19 | 9.93 | Cravon GILLESPIE (USA) | Austin, TX (USA) | 7 Jun |
| 9.78 | Nesta CARTER (JAM) | Rieti (Guidobaldi) | 29 Aug 10 | 9.93 | Arthur CISSÉ (CIV) | Leverkusen (GER) | 24 Jul |
| 9.79 | Maurice GREENE (USA) | Athina | 16 Jun 99 | 9.93 | Akani SIMBINE (RSA) | Doha | 28 Sep |
| 9.80 | Steve MULLINGS (JAM) | Eugene (Hayward Field), OR | 4 Jun 11 | 9.95 | Zharnel HUGHES (GBR) | London (GBR) | 20 Jul |
| 9.82 | Richard THOMPSON (TTO) | Port of Spain | 21 Jun 14 | 9.96 | Yohan BLAKE (JAM) | Kingston (JAM) | 21 Jun |
| | | | | 9.96 | Aaron BROWN (CAN) | Montreal (CAN) | 26 Jul |
| | | | | 9.96 | Raymond EKEVWO (NGR) | Prince Moulay Abdellah, Rabat (MAR) | 27 Aug |

RESULT PROGRESSION



100 Metres Men - Final

| RECORDS | RESULT NAME | COUNTRY | AGE | VENUE | DATE |
|--------------------------------|-------------------------------|-------------------------|-----------------------|-------------------------|-------------|
| World Record WR | 9.58 Usain BOLT | JAM | 23 | Berlin (Olympiastadion) | 16 Aug 2009 |
| Championships Record CR | 9.58 Usain BOLT | JAM | 23 | Berlin (Olympiastadion) | 16 Aug 2009 |
| World Leading WL | 9.76 Christian COLEMAN | USA | 23 | Doha | 28 Sep 2019 |
| Area Record AR | National Record NR | Personal Best PB | Season Best SB | | |

28 September 2019

| RANK | BIB | NAME | COUNTRY | DATE of BIRTH | PHASE | HEAT | LANE | PLACE | RESULT | WIND |
|------|-----|-------------------|---------|---------------|------------|------|------|-------|------------------------|------|
| 1 | | Christian COLEMAN | USA | 6 Mar 96 | Final | 1 | 4 | 1 | 9.76 WL | +0.6 |
| | | | | | Semi-Final | 1 | 5 | 1 | 9.88 Q | -0.3 |
| | | | | | Round 1 | 6 | 4 | 1 | 9.98 Q | +0.1 |
| 2 | | Justin GATLIN | USA | 10 Feb 82 | Final | 1 | 3 | 2 | 9.89 | +0.6 |
| | | | | | Semi-Final | 2 | 5 | 6 | 10.09 q | -0.1 |
| | | | | | Round 1 | 2 | 9 | 3 | 10.06 Q | -0.8 |
| 3 | | Andre DE GRASSE | CAN | 10 Nov 94 | Final | 1 | 6 | 3 | 9.90 PB | +0.6 |
| | | | | | Semi-Final | 2 | 7 | 4 | 10.07 Q | -0.1 |
| | | | | | Round 1 | 2 | 7 | 10 | 10.13 Q | -0.8 |
| 4 | | Akani SIMBINE | RSA | 21 Sep 93 | Final | 1 | 5 | 4 | 9.93 SB | +0.6 |
| | | | | | Semi-Final | 3 | 6 | 2 | 10.01 Q | +0.8 |
| | | | | | Round 1 | 1 | 6 | 2 | 10.01 Q | -0.3 |
| 5 | | Yohan BLAKE | JAM | 26 Dec 89 | Final | 1 | 8 | 5 | 9.97 | +0.6 |
| | | | | | Semi-Final | 2 | 4 | 5 | 10.09 Q | -0.1 |
| | | | | | Round 1 | 4 | 4 | 4 | 10.07 Q | -0.3 |
| 6 | | Zharnel HUGHES | GBR | 13 Jul 95 | Final | 1 | 7 | 6 | 10.03 | +0.6 |
| | | | | | Semi-Final | 3 | 4 | 3 | 10.05 Q | +0.8 |
| | | | | | Round 1 | 3 | 4 | 7 | 10.08 Q | -0.8 |
| 7 | | Filippo TORTU | ITA | 15 Jun 98 | Final | 1 | 2 | 7 | 10.07 SB | +0.6 |
| | | | | | Semi-Final | 3 | 9 | 7 | 10.11 q | +0.8 |
| | | | | | Round 1 | 5 | 7 | 19 | 10.20 Q | -0.3 |
| 8 | | Aaron BROWN | CAN | 27 May 92 | Final | 1 | 9 | 8 | 10.08 | +0.6 |
| | | | | | Semi-Final | 1 | 4 | 10 | 10.12 Q | -0.3 |
| | | | | | Round 1 | 1 | 3 | 14 | 10.16 Q | -0.3 |

| ALL-TIME TOP LIST | | | | SEASON TOP LIST | | | |
|-------------------|-------------------------|----------------------------|-----------|-----------------|-------------------------|-------------------------------------|--------|
| RESULT | NAME | VENUE | DATE | RESULT | NAME | VENUE | 2019 |
| 9.58 | Usain BOLT (JAM) | Berlin (Olympiastadion) | 16 Aug 09 | 9.76 | Christian COLEMAN (USA) | Doha | 28 Sep |
| 9.69 | Tyson GAY (USA) | Shanghai | 20 Sep 09 | 9.86 | Noah LYLES (USA) | Shanghai (CHN) | 18 May |
| 9.69 | Yohan BLAKE (JAM) | Lausanne (Pontaise) | 23 Aug 12 | 9.86 | Divine ODUDURU (NGR) | Austin, TX (USA) | 7 Jun |
| 9.72 | Asafa POWELL (JAM) | Lausanne (Pontaise) | 2 Sep 08 | 9.87 | Justin GATLIN (USA) | Palo Alto, CA (USA) | 30 Jun |
| 9.74 | Justin GATLIN (USA) | Doha (Hamad Bin Suhaim) | 15 May 15 | 9.90 | Andre DE GRASSE (CAN) | Doha | 28 Sep |
| 9.76 | Christian COLEMAN (USA) | Doha | 28 Sep 19 | 9.93 | Cravon GILLESPIE (USA) | Austin, TX (USA) | 7 Jun |
| 9.78 | Nesta CARTER (JAM) | Rieti (Guidobaldi) | 29 Aug 10 | 9.93 | Arthur CISSÉ (CIV) | Leverkusen (GER) | 24 Jul |
| 9.79 | Maurice GREENE (USA) | Athina | 16 Jun 99 | 9.93 | Akani SIMBINE (RSA) | Doha | 28 Sep |
| 9.80 | Steve MULLINGS (JAM) | Eugene (Hayward Field), OR | 4 Jun 11 | 9.95 | Zharnel HUGHES (GBR) | London (GBR) | 20 Jul |
| 9.82 | Richard THOMPSON (TTO) | Port of Spain | 21 Jun 14 | 9.96 | Yohan BLAKE (JAM) | Kingston (JAM) | 21 Jun |
| | | | | 9.96 | Aaron BROWN (CAN) | Montreal (CAN) | 26 Jul |
| | | | | 9.96 | Raymond EKEVWO (NGR) | Prince Moulay Abdellah, Rabat (MAR) | 27 Aug |

SUMMARY



100 Metres Men - Semi-Final

First 2 in each heat (Q) and the next 2 fastest (q) advance to the Final

| RECORDS | RESULT | NAME | COUNTRY | AGE | VENUE | DATE |
|--------------------------------|--------|---------------------------|---------|-------------------------|-------------------------|-----------------------|
| World Record WR | 9.58 | Usain BOLT | JAM | 23 | Berlin (Olympiastadion) | 16 Aug 2009 |
| Championships Record CR | 9.58 | Usain BOLT | JAM | 23 | Berlin (Olympiastadion) | 16 Aug 2009 |
| World Leading WL | 9.81 | Christian COLEMAN | USA | 23 | Palo Alto, CA (USA) | 30 Jun 2019 |
| Area Record AR | | National Record NR | | Personal Best PB | | Season Best SB |

28 September 2019

| RANK | PLACE | HEAT | LANE | BIB | NAME | COUNTRY | DATE of BIRTH | RESULT | | WIND |
|------|-------|------|------|-----|--------------------------------|---------|---------------|---------------------|----------|------|
| 1 | 1 | 1 | 5 | | Christian COLEMAN | USA | 6 Mar 96 | 9.88 | Q | -0.3 |
| 2 | 1 | 3 | 6 | | Akani SIMBINE | RSA | 21 Sep 93 | 10.01 | Q | +0.8 |
| 3 | 2 | 3 | 4 | | Zharnel HUGHES | GBR | 13 Jul 95 | 10.05 | Q | +0.8 |
| 4 | 1 | 2 | 7 | | Andre DE GRASSE | CAN | 10 Nov 94 | 10.07 | Q | -0.1 |
| 5 | 2 | 2 | 4 | | Yohan BLAKE | JAM | 26 Dec 89 | 10.09 (.086) | Q | -0.1 |
| 6 | 3 | 2 | 5 | | Justin GATLIN | USA | 10 Feb 82 | 10.09 (.087) | q | -0.1 |
| 7 | 3 | 3 | 9 | | Filippo TORTU | ITA | 15 Jun 98 | 10.11 (.101) | q | +0.8 |
| 8 | 4 | 3 | 2 | | Tyquendo TRACEY | JAM | 10 Jun 93 | 10.11 (.102) | | +0.8 |
| 9 | 5 | 3 | 7 | | Michael RODGERS | USA | 24 Apr 85 | 10.12 (.111) | | +0.8 |
| 10 | 2 | 1 | 4 | | Aaron BROWN | CAN | 27 May 92 | 10.12 (.119) | Q | -0.3 |
| 11 | 3 | 1 | 8 | | Adam GEMILI | GBR | 6 Oct 93 | 10.13 | | -0.3 |
| 12 | 4 | 1 | 6 | | Paulo André CAMILO DE OLIVEIRA | BRA | 20 Aug 98 | 10.14 (.139) | | -0.3 |
| 12 | 4 | 2 | 9 | | Zhenye XIE | CHN | 17 Aug 93 | 10.14 (.139) | | -0.1 |
| 14 | 5 | 1 | 9 | | Abdul Hakim SANI BROWN | JPN | 6 Mar 99 | 10.15 | | -0.3 |
| 15 | 6 | 3 | 3 | | Yoshihide KIRYU | JPN | 15 Dec 95 | 10.16 (.151) | | +0.8 |
| 16 | 7 | 3 | 5 | | Jimmy VICAUT | FRA | 27 Feb 92 | 10.16 (.153) | | +0.8 |
| 17 | 6 | 1 | 2 | | Taymir BURNET | NED | 1 Oct 92 | 10.18 | | -0.3 |
| 18 | 5 | 2 | 6 | | Raymond EKEVWO | NGR | 23 Mar 99 | 10.20 (.193) | | -0.1 |
| 19 | 7 | 1 | 7 | | Lamont Marcell JACOBS | ITA | 26 Sep 94 | 10.20 (.199) | | -0.3 |
| 20 | 6 | 2 | 2 | | Ojie EDOBURUN | GBR | 2 Jun 96 | 10.22 | | -0.1 |
| 21 | 8 | 1 | 3 | | Bingtian SU | CHN | 29 Aug 89 | 10.23 | | -0.3 |
| 22 | 7 | 2 | 3 | | Yuki KOIKE | JPN | 13 May 95 | 10.28 (.272) | | -0.1 |
| 23 | 8 | 2 | 8 | | Emmanuel MATADI | LBR | 15 Apr 91 | 10.28 (.274) | | -0.1 |
| 24 | 8 | 3 | 8 | | Arthur CISSÉ | CIV | 29 Dec 96 | 10.34 | | +0.8 |

| ALL-TIME TOP LIST | | | | SEASON TOP LIST | | | |
|-------------------|-------------------------|----------------------------|-----------|-----------------|-------------------------|-------------------------------------|--------|
| RESULT | NAME | VENUE | DATE | RESULT | NAME | VENUE | 2019 |
| 9.58 | Usain BOLT (JAM) | Berlin (Olympiastadion) | 16 Aug 09 | 9.81 | Christian COLEMAN (USA) | Palo Alto, CA (USA) | 30 Jun |
| 9.69 | Tyson GAY (USA) | Shanghai | 20 Sep 09 | 9.86 | Noah LYLES (USA) | Shanghai (CHN) | 18 May |
| 9.69 | Yohan BLAKE (JAM) | Lausanne (Pontaise) | 23 Aug 12 | 9.86 | Divine ODUDURU (NGR) | Austin, TX (USA) | 7 Jun |
| 9.72 | Asafa POWELL (JAM) | Lausanne (Pontaise) | 2 Sep 08 | 9.87 | Justin GATLIN (USA) | Palo Alto, CA (USA) | 30 Jun |
| 9.74 | Justin GATLIN (USA) | Doha (Hamad Bin Suhaim) | 15 May 15 | 9.93 | Cravon GILLESPIE (USA) | Austin, TX (USA) | 7 Jun |
| 9.78 | Nesta CARTER (JAM) | Rieti (Guidobaldi) | 29 Aug 10 | 9.93 | Akani SIMBINE (RSA) | London (GBR) | 20 Jul |
| 9.79 | Maurice GREENE (USA) | Athína | 16 Jun 99 | 9.93 | Arthur CISSÉ (CIV) | Leverkusen (GER) | 24 Jul |
| 9.79 | Christian COLEMAN (USA) | Bruxelles (BEL) | 31 Aug 18 | 9.95 | Zharnel HUGHES (GBR) | London (GBR) | 20 Jul |
| 9.80 | Steve MULLINGS (JAM) | Eugene (Hayward Field), OR | 4 Jun 11 | 9.96 | Yohan BLAKE (JAM) | Kingston (JAM) | 21 Jun |
| 9.82 | Richard THOMPSON (TTO) | Port of Spain | 21 Jun 14 | 9.96 | Aaron BROWN (CAN) | Montreal (CAN) | 26 Jul |
| | | | | 9.96 | Raymond EKEVWO (NGR) | Prince Moulay Abdellah, Rabat (MAR) | 27 Aug |

RESULTS



100 Metres Men - Semi-Final

First 2 in each heat (Q) and the next 2 fastest (q) advance to the Final

| RECORDS | RESULT NAME | COUNTRY | AGE | VENUE | DATE |
|--------------------------------|-------------------------------|-------------------------|-----------------------|-------------------------|-------------|
| World Record WR | 9.58 Usain BOLT | JAM | 23 | Berlin (Olympiastadion) | 16 Aug 2009 |
| Championships Record CR | 9.58 Usain BOLT | JAM | 23 | Berlin (Olympiastadion) | 16 Aug 2009 |
| World Leading WL | 9.81 Christian COLEMAN | USA | 23 | Palo Alto, CA (USA) | 30 Jun 2019 |
| Area Record AR | National Record NR | Personal Best PB | Season Best SB | | |

| | | | | | | |
|---------------|----------|--------------------------|-------------------------|--------------------------|----------------------|---------------------|
| Heat 1 | 3 | 28 September 2019 | 18:45 START TIME | 25° C TEMPERATURE | 74 % HUMIDITY | -0.3m/s WIND |
|---------------|----------|--------------------------|-------------------------|--------------------------|----------------------|---------------------|

| PLACE | NAME | COUNTRY | DATE OF BIRTH | LANE | RESULT | REACTION | Fn |
|-------|---------------------------------------|---------|---------------|------|---------------------|----------|-------|
| 1 | Christian COLEMAN | USA | 6 Mar 96 | 5 | 9.88 | Q | 0.157 |
| 2 | Aaron BROWN | CAN | 27 May 92 | 4 | 10.12 (.119) | Q | 0.161 |
| 3 | Adam GEMILI | GBR | 6 Oct 93 | 8 | 10.13 | | 0.159 |
| 4 | Paulo André CAMILO DE OLIVEIRA | BRA | 20 Aug 98 | 6 | 10.14 (.139) | | 0.156 |
| 5 | Abdul Hakim SANI BROWN | JPN | 6 Mar 99 | 9 | 10.15 | | 0.206 |
| 6 | Taymir BURNET | NED | 1 Oct 92 | 2 | 10.18 | | 0.156 |
| 7 | Lamont Marcell JACOBS | ITA | 26 Sep 94 | 7 | 10.20 (.199) | | 0.180 |
| 8 | Bingtian SU | CHN | 29 Aug 89 | 3 | 10.23 | | 0.189 |

| | | | | | | |
|---------------|----------|--------------------------|-------------------------|--------------------------|----------------------|---------------------|
| Heat 2 | 3 | 28 September 2019 | 18:53 START TIME | 25° C TEMPERATURE | 74 % HUMIDITY | -0.1m/s WIND |
|---------------|----------|--------------------------|-------------------------|--------------------------|----------------------|---------------------|

| PLACE | NAME | COUNTRY | DATE OF BIRTH | LANE | RESULT | REACTION | Fn |
|-------|------------------------|---------|---------------|------|---------------------|----------|-------|
| 1 | Andre DE GRASSE | CAN | 10 Nov 94 | 7 | 10.07 | Q | 0.197 |
| 2 | Yohan BLAKE | JAM | 26 Dec 89 | 4 | 10.09 (.086) | Q | 0.171 |
| 3 | Justin GATLIN | USA | 10 Feb 82 | 5 | 10.09 (.087) | q | 0.198 |
| 4 | Zhenye XIE | CHN | 17 Aug 93 | 9 | 10.14 (.139) | | 0.188 |
| 5 | Raymond EKEVWO | NGR | 23 Mar 99 | 6 | 10.20 (.193) | | 0.240 |
| 6 | Ojie EDOBURUN | GBR | 2 Jun 96 | 2 | 10.22 | | 0.133 |
| 7 | Yuki KOIKE | JPN | 13 May 95 | 3 | 10.28 (.272) | | 0.185 |
| 8 | Emmanuel MATADI | LBR | 15 Apr 91 | 8 | 10.28 (.274) | | 0.175 |

| | | | | | | |
|---------------|----------|--------------------------|-------------------------|--------------------------|----------------------|---------------------|
| Heat 3 | 3 | 28 September 2019 | 19:01 START TIME | 25° C TEMPERATURE | 74 % HUMIDITY | +0.8m/s WIND |
|---------------|----------|--------------------------|-------------------------|--------------------------|----------------------|---------------------|

| PLACE | NAME | COUNTRY | DATE OF BIRTH | LANE | RESULT | REACTION | Fn |
|-------|------------------------|---------|---------------|------|---------------------|----------|-------|
| 1 | Akani SIMBINE | RSA | 21 Sep 93 | 6 | 10.01 | Q | 0.132 |
| 2 | Zharnel HUGHES | GBR | 13 Jul 95 | 4 | 10.05 | Q | 0.113 |
| 3 | Filippo TORTU | ITA | 15 Jun 98 | 9 | 10.11 (.101) | q | 0.217 |
| 4 | Tyquendo TRACEY | JAM | 10 Jun 93 | 2 | 10.11 (.102) | | 0.143 |
| 5 | Michael RODGERS | USA | 24 Apr 85 | 7 | 10.12 (.111) | | 0.153 |
| 6 | Yoshihide KIRYU | JPN | 15 Dec 95 | 3 | 10.16 (.151) | | 0.125 |
| 7 | Jimmy VICAUT | FRA | 27 Feb 92 | 5 | 10.16 (.153) | | 0.184 |
| 8 | Arthur CISSÉ | CIV | 29 Dec 96 | 8 | 10.34 | | 0.175 |

| ALL-TIME TOP LIST | | | | SEASON TOP LIST | | | |
|-------------------|-------------------------|----------------------------|-----------|-----------------|-------------------------|-------------------------------------|--------|
| RESULT | NAME | VENUE | DATE | RESULT | NAME | VENUE | 2019 |
| 9.58 | Usain BOLT (JAM) | Berlin (Olympiastadion) | 16 Aug 09 | 9.81 | Christian COLEMAN (USA) | Palo Alto, CA (USA) | 30 Jun |
| 9.69 | Tyson GAY (USA) | Shanghai | 20 Sep 09 | 9.86 | Noah LYLES (USA) | Shanghai (CHN) | 18 May |
| 9.69 | Yohan BLAKE (JAM) | Lausanne (Pontaise) | 23 Aug 12 | 9.86 | Divine ODUDURU (NGR) | Austin, TX (USA) | 7 Jun |
| 9.72 | Asafa POWELL (JAM) | Lausanne (Pontaise) | 2 Sep 08 | 9.87 | Justin GATLIN (USA) | Palo Alto, CA (USA) | 30 Jun |
| 9.74 | Justin GATLIN (USA) | Doha (Hamad Bin Suhaim) | 15 May 15 | 9.93 | Cravon GILLESPIE (USA) | Austin, TX (USA) | 7 Jun |
| 9.78 | Nesta CARTER (JAM) | Rieti (Guidobaldi) | 29 Aug 10 | 9.93 | Akani SIMBINE (RSA) | London (GBR) | 20 Jul |
| 9.79 | Maurice GREENE (USA) | Athina | 16 Jun 99 | 9.93 | Arthur CISSÉ (CIV) | Leverkusen (GER) | 24 Jul |
| 9.79 | Christian COLEMAN (USA) | Bruxelles (BEL) | 31 Aug 18 | 9.95 | Zharnel HUGHES (GBR) | London (GBR) | 20 Jul |
| 9.80 | Steve MULLINGS (JAM) | Eugene (Hayward Field), OR | 4 Jun 11 | 9.96 | Yohan BLAKE (JAM) | Kingston (JAM) | 21 Jun |
| 9.82 | Richard THOMPSON (TTO) | Port of Spain | 21 Jun 14 | 9.96 | Aaron BROWN (CAN) | Montreal (CAN) | 26 Jul |
| | | | | 9.96 | Raymond EKEVWO (NGR) | Prince Moulay Abdellah, Rabat (MAR) | 27 Aug |



SUMMARY



100 Metres Men - Round 1

First 3 in each heat (Q) and the next 6 fastest (q) advance to the Semi-Finals

| RECORDS | RESULT | NAME | COUNTRY | AGE | VENUE | DATE |
|--------------------------------|--------|---------------------------|---------|-----|-------------------------|-----------------------|
| World Record WR | 9.58 | Usain BOLT | JAM | 23 | Berlin (Olympiastadion) | 16 Aug 2009 |
| Championships Record CR | 9.58 | Usain BOLT | JAM | 23 | Berlin (Olympiastadion) | 16 Aug 2009 |
| World Leading WL | 9.81 | Christian COLEMAN | USA | 23 | Palo Alto, CA (USA) | 30 Jun 2019 |
| Area Record AR | | National Record NR | | | Personal Best PB | Season Best SB |

27 September 2019

| RANK | PLACE | HEAT | LANE | BIB | NAME | COUNTRY | DATE of BIRTH | RESULT | WIND |
|------|-------|------|------|-----|--------------------------------|---------|---------------|---------------------|---------------|
| 1 | 1 | 6 | 4 | | Christian COLEMAN | USA | 6 Mar 96 | 9.98 | Q +0.1 |
| 2 | 1 | 1 | 6 | | Akani SIMBINE | RSA | 21 Sep 93 | 10.01 | Q -0.3 |
| 3 | 1 | 2 | 9 | | Justin GATLIN | USA | 10 Feb 82 | 10.06 | Q -0.8 |
| 4 | 1 | 4 | 4 | | Yohan BLAKE | JAM | 26 Dec 89 | 10.07 (.064) | Q -0.3 |
| 5 | 2 | 6 | 7 | | Lamont Marcell JACOBS | ITA | 26 Sep 94 | 10.07 (.068) | Q +0.1 |
| 6 | 2 | 4 | 5 | | Jimmy VICAUT | FRA | 27 Feb 92 | 10.08 (.071) | Q -0.3 |
| 7 | 1 | 3 | 4 | | Zharnel HUGHES | GBR | 13 Jul 95 | 10.08 (.077) | Q -0.8 |
| 8 | 3 | 6 | 5 | | Abdul Hakim SANI BROWN | JPN | 6 Mar 99 | 10.09 | Q +0.1 |
| 9 | 1 | 5 | 2 | | Paulo André CAMILO DE OLIVEIRA | BRA | 20 Aug 98 | 10.11 | Q -0.3 |
| 10 | 2 | 2 | 7 | | Andre DE GRASSE | CAN | 10 Nov 94 | 10.13 | Q -0.8 |
| 11 | 2 | 3 | 8 | | Raymond EKEVWO | NGR | 23 Mar 99 | 10.14 (.134) | Q -0.8 |
| 12 | 2 | 5 | 6 | | Michael RODGERS | USA | 24 Apr 85 | 10.14 (.136) | Q -0.3 |
| 13 | 3 | 4 | 7 | | Arthur CISSÉ | CIV | 29 Dec 96 | 10.14 (.138) | Q -0.3 |
| 14 | 2 | 1 | 3 | | Aaron BROWN | CAN | 27 May 92 | 10.16 | Q -0.3 |
| 15 | 4 | 4 | 3 | | Yoshihide KIRYU | JPN | 15 Dec 95 | 10.18 | q -0.3 |
| 16 | 3 | 3 | 5 | | Emmanuel MATADI | LBR | 15 Apr 91 | 10.19 (.185) | Q -0.8 |
| 16 | 3 | 1 | 7 | | Zhenye XIE | CHN | 17 Aug 93 | 10.19 (.185) | Q -0.3 |
| 18 | 3 | 2 | 4 | | Adam GEMILI | GBR | 6 Oct 93 | 10.19 (.187) | Q -0.8 |
| 19 | 3 | 5 | 7 | | Filippo TORTU | ITA | 15 Jun 98 | 10.20 | Q -0.3 |
| 20 | 4 | 1 | 9 | | Taymir BURNET | NED | 1 Oct 92 | 10.21 (.202) | q -0.3 |
| 20 | 4 | 5 | 8 | | Yuki KOIKE | JPN | 13 May 95 | 10.21 (.202) | q -0.3 |
| 22 | 5 | 4 | 8 | | Bingtian SU | CHN | 29 Aug 89 | 10.21 (.208) | q -0.3 |
| 23 | 4 | 2 | 6 | | Tyquendo TRACEY | JAM | 10 Jun 93 | 10.21 (.209) | q -0.8 |
| 24 | 5 | 1 | 5 | | Ojie EDOBURUN | GBR | 2 Jun 96 | 10.23 (.222) | q -0.3 |
| 25 | 6 | 1 | 8 | | Christopher BELCHER | USA | 29 Jan 94 | 10.23 (.230) | -0.3 |
| 26 | 5 | 2 | 8 | | Edward OSEI-NKETIA | NZL | 8 May 01 | 10.24 (.231) | -0.8 |
| 27 | 5 | 5 | 5 | | Hassan TAFTIAN | IRI | 4 May 93 | 10.24 (.236) | -0.3 |
| 28 | 4 | 3 | 7 | | Simon MAGAKWE | RSA | 14 May 86 | 10.25 (.241) | -0.8 |
| 29 | 6 | 5 | 4 | | Thando DLODLO | RSA | 22 Apr 99 | 10.25 (.243) | -0.3 |
| 30 | 4 | 6 | 3 | | Rodrigo DO NASCIMENTO | BRA | 26 Sep 94 | 10.25 (.244) | +0.1 |
| 31 | 5 | 6 | 6 | | Mario BURKE | BAR | 18 Mar 97 | 10.31 | +0.1 |
| 32 | 6 | 4 | 9 | | Kukyoung KIM | KOR | 19 Apr 91 | 10.32 | -0.3 |
| 33 | 5 | 3 | 6 | | Cejhae GREENE | ANT | 6 Oct 95 | 10.33 | -0.8 |
| 34 | 6 | 3 | 3 | | Joseph Paul AMOAH | GHA | 12 Jan 97 | 10.36 (.355) | -0.8 |
| 35 | 6 | 6 | 2 | | Lalu Muhammad ZOHRI | INA | 1 Jul 00 | 10.36 (.356) | +0.1 |
| 36 | 7 | 3 | 9 | | Zhouzheng XU | CHN | 26 Dec 95 | 10.37 (.361) | -0.8 |
| 37 | 7 | 1 | 4 | | Kemar HYMAN | CAY | 11 Oct 89 | 10.37 (.368) | -0.3 |
| 38 | 7 | 6 | 8 | | Alex WILSON | SUI | 19 Sep 90 | 10.38 (.373) | +0.1 |
| 39 | 8 | 3 | 2 | | Ebrima CAMARA | GAM | 18 Sep 96 | 10.38 (.375) | -0.8 |
| 40 | 6 | 2 | 5 | | Rohan BROWNING | AUS | 31 Dec 97 | 10.40 | -0.8 |

SUMMARY
100 Metres Men - Round 1

27 September 2019

| RANK | PLACE | HEAT | LANE | BIB | NAME | COUNTRY | DATE of BIRTH | RESULT | WIND |
|------|-------|------|------|-----|-------------------------|---------|---------------|--------------|------|
| 41 | 7 | 4 | 6 | | Vitor Hugo DOS SANTOS | BRA | 1 Feb 96 | 10.42 | -0.3 |
| 42 | 7 | 2 | 3 | | Usheoritse ITSEKIRI | NGR | 31 Jan 98 | 10.46 | -0.8 |
| 43 | 8 | 1 | 2 | | Ratu Banuve TABAKAUCORO | FIJ | 4 Sep 92 | 10.56 | -0.3 |
| 44 | 8 | 4 | 2 | | Hakeem HUGGINS | SKN | 21 Jan 97 | 10.62 | -0.3 |
| 45 | 7 | 5 | 9 | | Owaab BARROW | QAT | 20 Aug 01 | 12.82 | -0.3 |
| | | 2 | 2 | | Jonathan BARDOTTIER | MRI | 7 Feb 92 | DNS | -0.8 |
| | | 6 | 9 | | Ngan NGOC NGHIA | VIE | 20 Jul 98 | DNS | +0.1 |

| ALL-TIME TOP LIST | | | | SEASON TOP LIST | | | |
|-------------------|-------------------------|----------------------------|-----------|-----------------|-------------------------|-------------------------------------|--------|
| RESULT | NAME | VENUE | DATE | RESULT | NAME | VENUE | 2019 |
| 9.58 | Usain BOLT (JAM) | Berlin (Olympiastadion) | 16 Aug 09 | 9.81 | Christian COLEMAN (USA) | Palo Alto, CA (USA) | 30 Jun |
| 9.69 | Tyson GAY (USA) | Shanghai | 20 Sep 09 | 9.86 | Noah LYLES (USA) | Shanghai (CHN) | 18 May |
| 9.69 | Yohan BLAKE (JAM) | Lausanne (Pontaise) | 23 Aug 12 | 9.86 | Divine ODUDURU (NGR) | Austin, TX (USA) | 7 Jun |
| 9.72 | Asafa POWELL (JAM) | Lausanne (Pontaise) | 2 Sep 08 | 9.87 | Justin GATLIN (USA) | Palo Alto, CA (USA) | 30 Jun |
| 9.74 | Justin GATLIN (USA) | Doha (Hamad Bin Suhaim) | 15 May 15 | 9.93 | Cravon GILLESPIE (USA) | Austin, TX (USA) | 7 Jun |
| 9.78 | Nesta CARTER (JAM) | Rieti (Guidobaldi) | 29 Aug 10 | 9.93 | Akani SIMBINE (RSA) | London (GBR) | 20 Jul |
| 9.79 | Maurice GREENE (USA) | Athína | 16 Jun 99 | 9.93 | Arthur CISSÉ (CIV) | Leverkusen (GER) | 24 Jul |
| 9.79 | Christian COLEMAN (USA) | Bruxelles (BEL) | 31 Aug 18 | 9.95 | Zharnel HUGHES (GBR) | London (GBR) | 20 Jul |
| 9.80 | Steve MULLINGS (JAM) | Eugene (Hayward Field), OR | 4 Jun 11 | 9.96 | Yohan BLAKE (JAM) | Kingston (JAM) | 21 Jun |
| 9.82 | Richard THOMPSON (TTO) | Port of Spain | 21 Jun 14 | 9.96 | Aaron BROWN (CAN) | Montreal (CAN) | 26 Jul |
| | | | | 9.96 | Raymond EKEVWO (NGR) | Prince Moulay Abdellah, Rabat (MAR) | 27 Aug |

RACE ANALYSIS



100 Metres Men - Round 1

First 3 in each heat (Q) and the next 6 fastest (q) advance to the Semi-Finals

Heat 5

6

27 September 2019 18:37 START TIME

25° C TEMPERATURE 67 % HUMIDITY

 -0.3m/s WIND

| | | | | |
|---|--------------------------------|-----|-----------|-------|
| 1 | Paulo André CAMILO DE OLIVEIRA | BRA | 20 Aug 98 | 10.11 |
| 2 | Michael RODGERS | USA | 24 Apr 85 | 10.14 |
| 3 | Filippo TORTU | ITA | 15 Jun 98 | 10.20 |
| 4 | Yuki KOIKE | JPN | 13 May 95 | 10.21 |
| 5 | Hassan TAFTIAN | IRI | 4 May 93 | 10.24 |
| 6 | Thando DLODLO | RSA | 22 Apr 99 | 10.25 |
| 7 | Owaab BARROW | QAT | 20 Aug 01 | 12.82 |

RESULTS



100 Metres Men - Round 1

First 3 in each heat (Q) and the next 6 fastest (q) advance to the Semi-Finals

| RECORDS | RESULT NAME | COUNTRY | AGE | VENUE | DATE |
|--------------------------------|-------------------------------|-------------------------|-----------------------|-------------------------|-------------|
| World Record WR | 9.58 Usain BOLT | JAM | 23 | Berlin (Olympiastadion) | 16 Aug 2009 |
| Championships Record CR | 9.58 Usain BOLT | JAM | 23 | Berlin (Olympiastadion) | 16 Aug 2009 |
| World Leading WL | 9.81 Christian COLEMAN | USA | 23 | Palo Alto, CA (USA) | 30 Jun 2019 |
| Area Record AR | National Record NR | Personal Best PB | Season Best SB | | |

Heat 1 6 27 September 2019 18:05 START TIME 25° C TEMPERATURE 67 % HUMIDITY -0.3m/s WIND

| PLACE | NAME | COUNTRY | DATE OF BIRTH | LANE | RESULT | REACTION | Fn |
|-------|--------------------------------|---------|---------------|------|---------------------|----------------|----|
| 1 | Akani SIMBINE | RSA | 21 Sep 93 | 6 | 10.01 | Q 0.136 | |
| 2 | Aaron BROWN | CAN | 27 May 92 | 3 | 10.16 | Q 0.155 | |
| 3 | Zhenye XIE | CHN | 17 Aug 93 | 7 | 10.19 (.185) | Q 0.169 | |
| 4 | Taymir BURNET | NED | 1 Oct 92 | 9 | 10.21 (.202) | q 0.146 | |
| 5 | Ojie EDOBURUN | GBR | 2 Jun 96 | 5 | 10.23 (.222) | q 0.146 | |
| 6 | Christopher BELCHER | USA | 29 Jan 94 | 8 | 10.23 (.230) | 0.165 | |
| 7 | Kemar HYMAN | CAY | 11 Oct 89 | 4 | 10.37 (.368) | 0.145 | |
| 8 | Ratu Banuve TABAKAUCORO | FIJ | 4 Sep 92 | 2 | 10.56 | 0.128 | |

Heat 2 6 27 September 2019 18:13 START TIME 25° C TEMPERATURE 67 % HUMIDITY -0.8m/s WIND

| PLACE | NAME | COUNTRY | DATE OF BIRTH | LANE | RESULT | REACTION | Fn |
|-------|----------------------------|---------|---------------|------|---------------------|----------------|----|
| 1 | Justin GATLIN | USA | 10 Feb 82 | 9 | 10.06 | Q 0.176 | |
| 2 | Andre DE GRASSE | CAN | 10 Nov 94 | 7 | 10.13 | Q 0.138 | |
| 3 | Adam GEMILI | GBR | 6 Oct 93 | 4 | 10.19 (.187) | Q 0.163 | |
| 4 | Tyquendo TRACEY | JAM | 10 Jun 93 | 6 | 10.21 (.209) | q 0.135 | |
| 5 | Edward OSEI-NKETIA | NZL | 8 May 01 | 8 | 10.24 (.231) | 0.132 | |
| 6 | Rohan BROWNING | AUS | 31 Dec 97 | 5 | 10.40 | 0.124 | |
| 7 | Usheoritse ITSEKIRI | NGR | 31 Jan 98 | 3 | 10.46 | 0.170 | |
| 8 | Jonathan BARDOTTIER | MRI | 7 Feb 92 | 2 | DNS | | |

Heat 3 6 27 September 2019 18:21 START TIME 25° C TEMPERATURE 67 % HUMIDITY -0.8m/s WIND

| PLACE | NAME | COUNTRY | DATE OF BIRTH | LANE | RESULT | REACTION | Fn |
|-------|--------------------------|---------|---------------|------|---------------------|----------------|----|
| 1 | Zharnel HUGHES | GBR | 13 Jul 95 | 4 | 10.08 (.077) | Q 0.138 | |
| 2 | Raymond EKEVWO | NGR | 23 Mar 99 | 8 | 10.14 (.134) | Q 0.162 | |
| 3 | Emmanuel MATADI | LBR | 15 Apr 91 | 5 | 10.19 (.185) | Q 0.137 | |
| 4 | Simon MAGAKWE | RSA | 14 May 86 | 7 | 10.25 (.241) | 0.154 | |
| 5 | Cejhae GREENE | ANT | 6 Oct 95 | 6 | 10.33 | 0.158 | |
| 6 | Joseph Paul AMOAH | GHA | 12 Jan 97 | 3 | 10.36 (.355) | 0.140 | |
| 7 | Zhouzheng XU | CHN | 26 Dec 95 | 9 | 10.37 (.361) | 0.172 | |
| 8 | Ebrima CAMARA | GAM | 18 Sep 96 | 2 | 10.38 (.375) | 0.142 | |

Heat 4 6 27 September 2019 18:29 START TIME 25° C TEMPERATURE 67 % HUMIDITY -0.3m/s WIND

| PLACE | NAME | COUNTRY | DATE OF BIRTH | LANE | RESULT | REACTION | Fn |
|-------|------------------------------|---------|---------------|------|---------------------|----------------|----|
| 1 | Yohan BLAKE | JAM | 26 Dec 89 | 4 | 10.07 (.064) | Q 0.166 | |
| 2 | Jimmy VICAUT | FRA | 27 Feb 92 | 5 | 10.08 (.071) | Q 0.154 | |
| 3 | Arthur CISSÉ | CIV | 29 Dec 96 | 7 | 10.14 (.138) | Q 0.130 | |
| 4 | Yoshihide KIRYU | JPN | 15 Dec 95 | 3 | 10.18 | q 0.121 | |
| 5 | Bingtian SU | CHN | 29 Aug 89 | 8 | 10.21 (.208) | q 0.129 | |
| 6 | Kukyoung KIM | KOR | 19 Apr 91 | 9 | 10.32 | 0.149 | |
| 7 | Vitor Hugo DOS SANTOS | BRA | 1 Feb 96 | 6 | 10.42 | 0.149 | |
| 8 | Hakeem HUGGINS | SKN | 21 Jan 97 | 2 | 10.62 | 0.141 | |



RESULTS
100 Metres Men - Round 1

Heat 5 **6** 27 September 2019 18:37 START TIME 25° C TEMPERATURE 67 % HUMIDITY  -0.3m/s WIND

| PLACE | NAME | COUNTRY | DATE of BIRTH | LANE | RESULT | REACTION | Fn |
|-------|---------------------------------------|---------|---------------|------|---------------------|----------|-------|
| 1 | Paulo André CAMILO DE OLIVEIRA | BRA | 20 Aug 98 | 2 | 10.11 | Q | 0.143 |
| 2 | Michael RODGERS | USA | 24 Apr 85 | 6 | 10.14 (.136) | Q | 0.161 |
| 3 | Filippo TORTU | ITA | 15 Jun 98 | 7 | 10.20 | Q | 0.181 |
| 4 | Yuki KOIKE | JPN | 13 May 95 | 8 | 10.21 (.202) | q | 0.158 |
| 5 | Hassan TAFTIAN | IRI | 4 May 93 | 5 | 10.24 (.236) | | 0.167 |
| 6 | Thando DLODLO | RSA | 22 Apr 99 | 4 | 10.25 (.243) | | 0.150 |
| 7 | Owaab BARROW | QAT | 20 Aug 01 | 9 | 12.82 | | 0.142 |

Heat 6 **6** 27 September 2019 18:45 START TIME 25° C TEMPERATURE 67 % HUMIDITY  +0.1m/s WIND

| PLACE | NAME | COUNTRY | DATE of BIRTH | LANE | RESULT | REACTION | Fn |
|-------|-------------------------------|---------|---------------|------|---------------------|----------|-------|
| 1 | Christian COLEMAN | USA | 6 Mar 96 | 4 | 9.98 | Q | 0.148 |
| 2 | Lamont Marcell JACOBS | ITA | 26 Sep 94 | 7 | 10.07 (.068) | Q | 0.154 |
| 3 | Abdul Hakim SANI BROWN | JPN | 6 Mar 99 | 5 | 10.09 | Q | 0.175 |
| 4 | Rodrigo DO NASCIMENTO | BRA | 26 Sep 94 | 3 | 10.25 (.244) | | 0.142 |
| 5 | Mario BURKE | BAR | 18 Mar 97 | 6 | 10.31 | | 0.134 |
| 6 | Lalu Muhammad ZOHRI | INA | 1 Jul 00 | 2 | 10.36 (.356) | | 0.193 |
| 7 | Alex WILSON | SUI | 19 Sep 90 | 8 | 10.38 (.373) | | 0.106 |
| | Ngan NGOC NGHIA | VIE | 20 Jul 98 | 9 | DNS | | |

ALL-TIME TOP LIST

| RESULT | NAME | VENUE | DATE |
|--------|-------------------------|----------------------------|-----------|
| 9.58 | Usain BOLT (JAM) | Berlin (Olympiastadion) | 16 Aug 09 |
| 9.69 | Tyson GAY (USA) | Shanghai | 20 Sep 09 |
| 9.69 | Yohan BLAKE (JAM) | Lausanne (Pontaise) | 23 Aug 12 |
| 9.72 | Asafa POWELL (JAM) | Lausanne (Pontaise) | 2 Sep 08 |
| 9.74 | Justin GATLIN (USA) | Doha (Hamad Bin Suhaim) | 15 May 15 |
| 9.78 | Nesta CARTER (JAM) | Rieti (Guidobaldi) | 29 Aug 10 |
| 9.79 | Maurice GREENE (USA) | Athina | 16 Jun 99 |
| 9.79 | Christian COLEMAN (USA) | Bruxelles (BEL) | 31 Aug 18 |
| 9.80 | Steve MULLINGS (JAM) | Eugene (Hayward Field), OR | 4 Jun 11 |
| 9.82 | Richard THOMPSON (TTO) | Port of Spain | 21 Jun 14 |

SEASON TOP LIST

| RESULT | NAME | VENUE | 2019 |
|--------|-------------------------|-------------------------------------|--------|
| 9.81 | Christian COLEMAN (USA) | Palo Alto, CA (USA) | 30 Jun |
| 9.86 | Noah LYLES (USA) | Shanghai (CHN) | 18 May |
| 9.86 | Divine ODUDURU (NGR) | Austin, TX (USA) | 7 Jun |
| 9.87 | Justin GATLIN (USA) | Palo Alto, CA (USA) | 30 Jun |
| 9.93 | Cravon GILLESPIE (USA) | Austin, TX (USA) | 7 Jun |
| 9.93 | Akani SIMBINE (RSA) | London (GBR) | 20 Jul |
| 9.93 | Arthur CISSÉ (CIV) | Leverkusen (GER) | 24 Jul |
| 9.95 | Zharnel HUGHES (GBR) | London (GBR) | 20 Jul |
| 9.96 | Yohan BLAKE (JAM) | Kingston (JAM) | 21 Jun |
| 9.96 | Aaron BROWN (CAN) | Montreal (CAN) | 26 Jul |
| 9.96 | Raymond EKEVWO (NGR) | Prince Moulay Abdellah, Rabat (MAR) | 27 Aug |

SUMMARY



100 Metres Men - Preliminary Round

First 1 in each heat (Q) and the next 5 fastest (q) advance to the 1st Round

| RECORDS | RESULT | NAME | COUNTRY | AGE | VENUE | DATE |
|--------------------------------|--------|---------------------------|---------|-------------------------|-------------------------|-----------------------|
| World Record WR | 9.58 | Usain BOLT | JAM | 23 | Berlin (Olympiastadion) | 16 Aug 2009 |
| Championships Record CR | 9.58 | Usain BOLT | JAM | 23 | Berlin (Olympiastadion) | 16 Aug 2009 |
| World Leading WL | 9.81 | Christian COLEMAN | USA | 23 | Palo Alto, CA (USA) | 30 Jun 2019 |
| Area Record AR | | National Record NR | | Personal Best PB | | Season Best SB |

27 September 2019

| RANK | PLACE | HEAT | LANE | BIB | NAME | COUNTRY | DATE OF BIRTH | RESULT | WIND |
|------|-------|------|------|-----|-----------------------------|---------|---------------|--------|------------------|
| 1 | 1 | 1 | 2 | | Taymir BURNET | NED | 1 Oct 92 | 10.23 | Q +0.1 |
| 2 | 1 | 2 | 6 | | Kukeyoung KIM | KOR | 19 Apr 91 | 10.32 | Q +0.4 |
| 3 | 1 | 3 | 9 | | Zhouzheng XU | CHN | 26 Dec 95 | 10.35 | Q +0.3 |
| 4 | 1 | 4 | 5 | | Ebrima CAMARA | GAM | 18 Sep 96 | 10.36 | Q 0.0 |
| 5 | 2 | 1 | 5 | | Hakeem HUGGINS | SKN | 21 Jan 97 | 10.49 | q +0.1 |
| 6 | 2 | 4 | 4 | | Ratu Banuve TABAKAUCORO | FIJ | 4 Sep 92 | 10.56 | q 0.0 |
| 7 | 2 | 3 | 6 | | Jonathan BARDOTTIER | MRI | 7 Feb 92 | 10.61 | q +0.3 |
| 8 | 3 | 1 | 7 | | Owaab BARROW | QAT | 20 Aug 01 | 10.64 | q PB +0.1 |
| 9 | 2 | 2 | 4 | | Ngan NGOC NGHIA | VIE | 20 Jul 98 | 10.67 | q SB +0.4 |
| 10 | 3 | 2 | 5 | | Yendountien TIEBEKABE | TOG | 18 Jan 91 | 10.69 | +0.4 |
| 11 | 3 | 4 | 2 | | Stern Noel LIFFA | MAW | 17 Jul 00 | 10.72 | NR 0.0 |
| 12 | 3 | 3 | 8 | | Melique GARCIA | HON | 28 Jun 92 | 10.76 | +0.3 |
| 13 | 4 | 2 | 8 | | Brandon JONES | BIZ | 19 Jul 87 | 10.88 | +0.4 |
| 14 | 4 | 3 | 7 | | Rossene MPINGO | COD | 31 Aug 97 | 10.98 | PB +0.3 |
| 15 | 4 | 4 | 9 | | Jonah HARRIS | NRU | 16 Jan 99 | 11.01 | 0.0 |
| 16 | 4 | 1 | 8 | | Ronald Lawrence FOTOFILI | TGA | 6 Jul 98 | 11.06 | +0.1 |
| 17 | 5 | 1 | 4 | | Saymon RIJO MORRIS | AIA | 2 Nov 00 | 11.11 | PB +0.1 |
| 18 | 5 | 2 | 9 | | Paul MA'UNIKENI | SOL | 14 Apr 00 | 11.29 | SB +0.4 |
| 19 | 5 | 3 | 3 | | Scott James FITI | FSM | 17 Jul 95 | 11.34 | +0.3 |
| 20 | 5 | 4 | 6 | | Cheick CAMARA | GUI | 16 Apr 98 | 11.38 | PB 0.0 |
| 21 | 6 | 1 | 3 | | Said GILANI | AFG | 5 Feb 96 | 11.45 | SB +0.1 |
| 22 | 6 | 3 | 5 | | Bleu Michael PEREZ | GUM | 29 Sep 96 | 11.48 | SB +0.3 |
| 23 | 6 | 2 | 7 | | Tirioro Kamoriki WILLIE | KIR | 15 Aug 99 | 11.57 | +0.4 |
| 24 | 6 | 4 | 3 | | Dinesh Kumar DHAKAL | BHU | 5 May 96 | 11.64 | NR 0.0 |
| 25 | 7 | 4 | 7 | | Nainoa Soto THOMPSON | ASA | 14 Mar 97 | 11.66 | 0.0 |
| 26 | 8 | 4 | 8 | | Adrian Justin Jimena ILILAU | PLW | 21 Apr 00 | 11.67 | 0.0 |
| 27 | 7 | 1 | 9 | | Tikove PIIRA | COK | 1 Apr 00 | 11.81 | +0.1 |
| 28 | 7 | 3 | 4 | | Don MOTELLANG | MHL | 27 Jul 98 | 11.89 | PB +0.3 |
| 29 | 8 | 1 | 6 | | Alpha DIAGANA | MTN | 5 Nov 93 | 12.30 | PB +0.1 |
| | | 2 | 3 | | Ahmed ALI | SUD | 15 Nov 93 | DNS | +0.4 |

| ALL-TIME TOP LIST | | | | SEASON TOP LIST | | | |
|-------------------|-------------------------|----------------------------|-----------|-----------------|-------------------------|-------------------------------------|--------|
| RESULT | NAME | VENUE | DATE | RESULT | NAME | VENUE | 2019 |
| 9.58 | Usain BOLT (JAM) | Berlin (Olympiastadion) | 16 Aug 09 | 9.81 | Christian COLEMAN (USA) | Palo Alto, CA (USA) | 30 Jun |
| 9.69 | Tyson GAY (USA) | Shanghai | 20 Sep 09 | 9.86 | Noah LYLES (USA) | Shanghai (CHN) | 18 May |
| 9.69 | Yohan BLAKE (JAM) | Lausanne (Pontaise) | 23 Aug 12 | 9.86 | Divine ODUDURU (NGR) | Austin, TX (USA) | 7 Jun |
| 9.72 | Asafa POWELL (JAM) | Lausanne (Pontaise) | 2 Sep 08 | 9.87 | Justin GATLIN (USA) | Palo Alto, CA (USA) | 30 Jun |
| 9.74 | Justin GATLIN (USA) | Doha (Hamad Bin Suhaim) | 15 May 15 | 9.93 | Cravon GILLESPIE (USA) | Austin, TX (USA) | 7 Jun |
| 9.78 | Nesta CARTER (JAM) | Rieti (Guidobaldi) | 29 Aug 10 | 9.93 | Akani SIMBINE (RSA) | London (GBR) | 20 Jul |
| 9.79 | Maurice GREENE (USA) | Athina | 16 Jun 99 | 9.93 | Arthur CISSÉ (CIV) | Leverkusen (GER) | 24 Jul |
| 9.79 | Christian COLEMAN (USA) | Bruxelles (BEL) | 31 Aug 18 | 9.95 | Zharnel HUGHES (GBR) | London (GBR) | 20 Jul |
| 9.80 | Steve MULLINGS (JAM) | Eugene (Hayward Field), OR | 4 Jun 11 | 9.96 | Yohan BLAKE (JAM) | Kingston (JAM) | 21 Jun |
| 9.82 | Richard THOMPSON (TTO) | Port of Spain | 21 Jun 14 | 9.96 | Aaron BROWN (CAN) | Montreal (CAN) | 26 Jul |
| | | | | 9.96 | Raymond EKEVWO (NGR) | Prince Moulay Abdellah, Rabat (MAR) | 27 Aug |

RESULTS



100 Metres Men - Preliminary Round

First 1 in each heat (Q) and the next 5 fastest (q) advance to the 1st Round

| RECORDS | RESULT NAME | COUNTRY | AGE | VENUE | DATE |
|--------------------------------|-------------------------------|-------------------------|-----------------------|-------------------------|-------------|
| World Record WR | 9.58 Usain BOLT | JAM | 23 | Berlin (Olympiastadion) | 16 Aug 2009 |
| Championships Record CR | 9.58 Usain BOLT | JAM | 23 | Berlin (Olympiastadion) | 16 Aug 2009 |
| World Leading WL | 9.81 Christian COLEMAN | USA | 23 | Palo Alto, CA (USA) | 30 Jun 2019 |
| Area Record AR | National Record NR | Personal Best PB | Season Best SB | | |

Heat 1 4 27 September 2019 16:35 START TIME 36° C TEMPERATURE 67 % HUMIDITY +0.1m/s WIND

| PLACE | NAME | COUNTRY | DATE OF BIRTH | LANE | RESULT | REACTION | Fn |
|-------|---------------------------------|---------|---------------|------|--------------|--------------------|-------|
| 1 | Taymir BURNET | NED | 1 Oct 92 | 2 | 10.23 | Q | 0.154 |
| 2 | Hakeem HUGGINS | SKN | 21 Jan 97 | 5 | 10.49 | q | 0.163 |
| 3 | Owaab BARROW | QAT | 20 Aug 01 | 7 | 10.64 | q PB | 0.156 |
| 4 | Ronald Lawrence FOTOFILI | TGA | 6 Jul 98 | 8 | 11.06 | | 0.174 |
| 5 | Saymon RIJO MORRIS | AIA | 2 Nov 00 | 4 | 11.11 | PB | 0.151 |
| 6 | Said GILANI | AFG | 5 Feb 96 | 3 | 11.45 | SB | 0.146 |
| 7 | Tikove PIIRA | COK | 1 Apr 00 | 9 | 11.81 | | 0.164 |
| 8 | Alpha DIAGANA | MTN | 5 Nov 93 | 6 | 12.30 | PB | 0.167 |

Heat 2 4 27 September 2019 16:43 START TIME 35° C TEMPERATURE 67 % HUMIDITY +0.4m/s WIND

| PLACE | NAME | COUNTRY | DATE OF BIRTH | LANE | RESULT | REACTION | Fn |
|-------|--------------------------------|---------|---------------|------|--------------|--------------------|-------|
| 1 | Kukyong KIM | KOR | 19 Apr 91 | 6 | 10.32 | Q | 0.139 |
| 2 | Ngan NGOC NGHIA | VIE | 20 Jul 98 | 4 | 10.67 | q SB | 0.204 |
| 3 | Yendountien TIEBEKABE | TOG | 18 Jan 91 | 5 | 10.69 | | 0.132 |
| 4 | Brandon JONES | BIZ | 19 Jul 87 | 8 | 10.88 | | 0.205 |
| 5 | Paul MA'UNIKENI | SOL | 14 Apr 00 | 9 | 11.29 | SB | 0.185 |
| 6 | Tirioro Kamoriki WILLIE | KIR | 15 Aug 99 | 7 | 11.57 | | 0.172 |
| | Ahmed ALI | SUD | 15 Nov 93 | 3 | DNS | | |

Heat 3 4 27 September 2019 16:51 START TIME 35° C TEMPERATURE 67 % HUMIDITY +0.3m/s WIND

| PLACE | NAME | COUNTRY | DATE OF BIRTH | LANE | RESULT | REACTION | Fn |
|-------|----------------------------|---------|---------------|------|--------------|-----------|-------|
| 1 | Zhouzheng XU | CHN | 26 Dec 95 | 9 | 10.35 | Q | 0.164 |
| 2 | Jonathan BARDOTTIER | MRI | 7 Feb 92 | 6 | 10.61 | q | 0.176 |
| 3 | Melique GARCIA | HON | 28 Jun 92 | 8 | 10.76 | | 0.122 |
| 4 | Rossene MPINGO | COD | 31 Aug 97 | 7 | 10.98 | PB | 0.126 |
| 5 | Scott James FITI | FSM | 17 Jul 95 | 3 | 11.34 | | 0.173 |
| 6 | Bleu Michael PEREZ | GUM | 29 Sep 96 | 5 | 11.48 | SB | 0.147 |
| 7 | Don MOTELLANG | MHL | 27 Jul 98 | 4 | 11.89 | PB | 0.157 |

Heat 4 4 27 September 2019 16:59 START TIME 35° C TEMPERATURE 67 % HUMIDITY 0.0m/s WIND

| PLACE | NAME | COUNTRY | DATE OF BIRTH | LANE | RESULT | REACTION | Fn |
|-------|------------------------------------|---------|---------------|------|--------------|-----------|-------|
| 1 | Ebrima CAMARA | GAM | 18 Sep 96 | 5 | 10.36 | Q | 0.136 |
| 2 | Ratu Banuve TABAKAUCORO | FIJ | 4 Sep 92 | 4 | 10.56 | q | 0.133 |
| 3 | Stern Noel LIFFA | MAW | 17 Jul 00 | 2 | 10.72 | NR | 0.220 |
| 4 | Jonah HARRIS | NRU | 16 Jan 99 | 9 | 11.01 | | 0.111 |
| 5 | Cheick CAMARA | GUI | 16 Apr 98 | 6 | 11.38 | PB | 0.186 |
| 6 | Dinesh Kumar DHAKAL | BHU | 5 May 96 | 3 | 11.64 | NR | 0.195 |
| 7 | Nainoa Soto THOMPSON | ASA | 14 Mar 97 | 7 | 11.66 | | 0.166 |
| 8 | Adrian Justin Jimena ILILAU | PLW | 21 Apr 00 | 8 | 11.67 | | 0.180 |

RESULTS
100 Metres Men - Preliminary Round

| ALL-TIME TOP LIST | | | | SEASON TOP LIST | | | |
|-------------------|-------------------------|----------------------------|-----------|-----------------|-------------------------|-------------------------------------|--------|
| RESULT | NAME | VENUE | DATE | RESULT | NAME | VENUE | 2019 |
| 9.58 | Usain BOLT (JAM) | Berlin (Olympiastadion) | 16 Aug 09 | 9.81 | Christian COLEMAN (USA) | Palo Alto, CA (USA) | 30 Jun |
| 9.69 | Tyson GAY (USA) | Shanghai | 20 Sep 09 | 9.86 | Noah LYLES (USA) | Shanghai (CHN) | 18 May |
| 9.69 | Yohan BLAKE (JAM) | Lausanne (Pontaise) | 23 Aug 12 | 9.86 | Divine ODUDURU (NGR) | Austin, TX (USA) | 7 Jun |
| 9.72 | Asafa POWELL (JAM) | Lausanne (Pontaise) | 2 Sep 08 | 9.87 | Justin GATLIN (USA) | Palo Alto, CA (USA) | 30 Jun |
| 9.74 | Justin GATLIN (USA) | Doha (Hamad Bin Suhaim) | 15 May 15 | 9.93 | Cravon GILLESPIE (USA) | Austin, TX (USA) | 7 Jun |
| 9.78 | Nesta CARTER (JAM) | Rieti (Guidobaldi) | 29 Aug 10 | 9.93 | Akani SIMBINE (RSA) | London (GBR) | 20 Jul |
| 9.79 | Maurice GREENE (USA) | Athína | 16 Jun 99 | 9.93 | Arthur CISSÉ (CIV) | Leverkusen (GER) | 24 Jul |
| 9.79 | Christian COLEMAN (USA) | Bruxelles (BEL) | 31 Aug 18 | 9.95 | Zharnel HUGHES (GBR) | London (GBR) | 20 Jul |
| 9.80 | Steve MULLINGS (JAM) | Eugene (Hayward Field), OR | 4 Jun 11 | 9.96 | Yohan BLAKE (JAM) | Kingston (JAM) | 21 Jun |
| 9.82 | Richard THOMPSON (TTO) | Port of Spain | 21 Jun 14 | 9.96 | Aaron BROWN (CAN) | Montreal (CAN) | 26 Jul |
| | | | | 9.96 | Raymond EKEVWO (NGR) | Prince Moulay Abdellah, Rabat (MAR) | 27 Aug |

RESULTS

200 Metres Men - Final



| RECORDS | RESULT NAME | COUNTRY | AGE | VENUE | DATE |
|--------------------------------|---------------------------|-------------------------|-----------------------|-------------------------|-------------|
| World Record WR | 19.19 Usain BOLT | JAM | 23 | Berlin (Olympiastadion) | 20 Aug 2009 |
| Championships Record CR | 19.19 Usain BOLT | JAM | 23 | Berlin (Olympiastadion) | 20 Aug 2009 |
| World Leading WL | 19.50 Noah LYLES | USA | 22 | Lausanne (Pontaise) | 5 Jul 2019 |
| Area Record AR | National Record NR | Personal Best PB | Season Best SB | | |

1 October 2019 22:40 START TIME

25° C TEMPERATURE 53 % HUMIDITY

+0.3m/s WIND

| PLACE | NAME | COUNTRY | DATE of BIRTH | LANE | RESULT | REACTION | Fn |
|-------|------------------------|---------|---------------|------|--------------|-----------|----|
| 1 | Noah LYLES | USA | 18 Jul 97 | 5 | 19.83 | | |
| 2 | Andre DE GRASSE | CAN | 10 Nov 94 | 7 | 19.95 | | |
| 3 | Alex QUIÑÓNEZ | ECU | 11 Aug 89 | 4 | 19.98 | | |
| 4 | Adam GEMILI | GBR | 6 Oct 93 | 6 | 20.03 | SB | |
| 5 | Ramil GULIYEV | TUR | 29 May 90 | 9 | 20.07 | | |
| 6 | Aaron BROWN | CAN | 27 May 92 | 3 | 20.10 | | |
| 7 | Zhenye XIE | CHN | 17 Aug 93 | 2 | 20.14 | | |
| 8 | Kyle GREAU | TTO | 26 Apr 88 | 8 | 20.39 | | |

| ALL-TIME TOP LIST | | | | SEASON TOP LIST | | | |
|-------------------|------------------------|-------------------------------|-----------|-----------------|-------------------------|----------------------|--------|
| RESULT | NAME | VENUE | DATE | RESULT | NAME | VENUE | 2019 |
| 19.19 | Usain BOLT (JAM) | Berlin (Olympiastadion) | 20 Aug 09 | 19.50 | Noah LYLES (USA) | Lausanne (Pontaise) | 5 Jul |
| 19.26 | Yohan BLAKE (JAM) | Bruxelles (Boudewijnstadion) | 16 Sep 11 | 19.70 | Michael NORMAN (USA) | Roma (ITA) | 6 Jun |
| 19.32 | Michael JOHNSON (USA) | Atlanta (Olympic Stadium), GA | 1 Aug 96 | 19.73 | Divine ODUDURU (NGR) | Austin, TX (USA) | 7 Jun |
| 19.50 | Noah LYLES (USA) | Lausanne (Pontaise) | 5 Jul 19 | 19.82 | Kenneth BEDNAREK (USA) | Hobbs, NM (USA) | 18 May |
| 19.53 | Walter DIX (USA) | Bruxelles (Boudewijnstadion) | 16 Sep 11 | 19.86 | Ramil GULIYEV (TUR) | Bruxelles (BEL) | 6 Sep |
| 19.57 | Justin GATLIN (USA) | Eugene (Hayward Field), OR | 28 Jun 15 | 19.87 | Alex QUIÑÓNEZ (ECU) | Lausanne (Pontaise) | 5 Jul |
| 19.58 | Tyson GAY (USA) | New York City (Icahn), NY | 30 May 09 | 19.87 | Andre DE GRASSE (CAN) | Bruxelles (BEL) | 6 Sep |
| 19.63 | Xavier CARTER (USA) | Lausanne (Pontaise) | 11 Jul 06 | 19.88 | Zhenye XIE (CHN) | London (GBR) | 21 Jul |
| 19.65 | Wallace SPEARMON (USA) | Daegu | 28 Sep 06 | 19.91 | Christian COLEMAN (USA) | Székesfehérvár (HUN) | 9 Jul |
| 19.68 | Frank FREDERICKS (NAM) | Atlanta (Olympic Stadium), GA | 1 Aug 96 | 19.93 | Cravon GILLESPIE (USA) | Austin, TX (USA) | 7 Jun |

RESULT PROGRESSION

200 Metres Men - Final



| RECORDS | RESULT NAME | COUNTRY | AGE | VENUE | DATE |
|--------------------------------|---------------------------|-------------------------|-----------------------|-------------------------|-------------|
| World Record WR | 19.19 Usain BOLT | JAM | 23 | Berlin (Olympiastadion) | 20 Aug 2009 |
| Championships Record CR | 19.19 Usain BOLT | JAM | 23 | Berlin (Olympiastadion) | 20 Aug 2009 |
| World Leading WL | 19.50 Noah LYLES | USA | 22 | Lausanne (Pontaise) | 5 Jul 2019 |
| Area Record AR | National Record NR | Personal Best PB | Season Best SB | | |

1 October 2019

| RANK | BIB | NAME | COUNTRY | DATE of BIRTH | PHASE | HEAT | LANE | PLACE | RESULT | WIND |
|------|-----|-----------------|---------|---------------|------------|------|------|-------|--------------------------|------|
| 1 | | Noah LYLES | USA | 18 Jul 97 | Final | 1 | 5 | 1 | 19.83 | +0.3 |
| | | | | | Semi-Final | 2 | 5 | 1 | 19.86 Q | +0.1 |
| | | | | | Round 1 | 7 | 3 | 11 | 20.26 Q | +0.2 |
| 2 | | Andre DE GRASSE | CAN | 10 Nov 94 | Final | 1 | 7 | 2 | 19.95 | +0.3 |
| | | | | | Semi-Final | 3 | 6 | 5 | 20.08 Q | -0.1 |
| | | | | | Round 1 | 6 | 7 | 7 | 20.20 Q | +0.9 |
| 3 | | Alex QUIÑÓNEZ | ECU | 11 Aug 89 | Final | 1 | 4 | 3 | 19.98 | +0.3 |
| | | | | | Semi-Final | 2 | 4 | 2 | 19.95 Q | +0.1 |
| | | | | | Round 1 | 3 | 4 | 2 | 20.08 Q | +0.8 |
| 4 | | Adam GEMILI | GBR | 6 Oct 93 | Final | 1 | 6 | 4 | 20.03 SB | +0.3 |
| | | | | | Semi-Final | 1 | 5 | 4 | 20.03 Q SB | -0.3 |
| | | | | | Round 1 | 1 | 7 | 1 | 20.06 Q SB | +0.5 |
| 5 | | Ramil GULIYEV | TUR | 29 May 90 | Final | 1 | 9 | 5 | 20.07 | +0.3 |
| | | | | | Semi-Final | 1 | 4 | 6 | 20.16 Q | -0.3 |
| | | | | | Round 1 | 1 | 2 | 12 | 20.27 Q | +0.5 |
| 6 | | Aaron BROWN | CAN | 27 May 92 | Final | 1 | 3 | 6 | 20.10 | +0.3 |
| | | | | | Semi-Final | 1 | 6 | 7 | 20.20 q | -0.3 |
| | | | | | Round 1 | 5 | 4 | 3 | 20.10 Q | +1.0 |
| 7 | | Zhenye XIE | CHN | 17 Aug 93 | Final | 1 | 2 | 7 | 20.14 | +0.3 |
| | | | | | Semi-Final | 2 | 6 | 3 | 20.03 q | +0.1 |
| | | | | | Round 1 | 2 | 4 | 6 | 20.20 Q | +0.5 |
| 8 | | Kyle GREAUX | TTO | 26 Apr 88 | Final | 1 | 8 | 8 | 20.39 | +0.3 |
| | | | | | Semi-Final | 3 | 7 | 8 | 20.24 Q | -0.1 |
| | | | | | Round 1 | 4 | 6 | 5 | 20.19 Q | +0.7 |

| ALL-TIME TOP LIST | | | | SEASON TOP LIST | | | |
|-------------------|------------------------|-------------------------------|-----------|-----------------|-------------------------|----------------------|--------|
| RESULT | NAME | VENUE | DATE | RESULT | NAME | VENUE | 2019 |
| 19.19 | Usain BOLT (JAM) | Berlin (Olympiastadion) | 20 Aug 09 | 19.50 | Noah LYLES (USA) | Lausanne (Pontaise) | 5 Jul |
| 19.26 | Yohan BLAKE (JAM) | Bruxelles (Boudewijnstadion) | 16 Sep 11 | 19.70 | Michael NORMAN (USA) | Roma (ITA) | 6 Jun |
| 19.32 | Michael JOHNSON (USA) | Atlanta (Olympic Stadium), GA | 1 Aug 96 | 19.73 | Divine ODUDURU (NGR) | Austin, TX (USA) | 7 Jun |
| 19.50 | Noah LYLES (USA) | Lausanne (Pontaise) | 5 Jul 19 | 19.82 | Kenneth BEDNAREK (USA) | Hobbs, NM (USA) | 18 May |
| 19.53 | Walter DIX (USA) | Bruxelles (Boudewijnstadion) | 16 Sep 11 | 19.86 | Ramil GULIYEV (TUR) | Bruxelles (BEL) | 6 Sep |
| 19.57 | Justin GATLIN (USA) | Eugene (Hayward Field), OR | 28 Jun 15 | 19.87 | Alex QUIÑÓNEZ (ECU) | Lausanne (Pontaise) | 5 Jul |
| 19.58 | Tyson GAY (USA) | New York City (Icahn), NY | 30 May 09 | 19.87 | Andre DE GRASSE (CAN) | Bruxelles (BEL) | 6 Sep |
| 19.63 | Xavier CARTER (USA) | Lausanne (Pontaise) | 11 Jul 06 | 19.88 | Zhenye XIE (CHN) | London (GBR) | 21 Jul |
| 19.65 | Wallace SPEARMON (USA) | Daegu | 28 Sep 06 | 19.91 | Christian COLEMAN (USA) | Székesfehérvár (HUN) | 9 Jul |
| 19.68 | Frank FREDERICKS (NAM) | Atlanta (Olympic Stadium), GA | 1 Aug 96 | 19.93 | Cravon GILLESPIE (USA) | Austin, TX (USA) | 7 Jun |

SUMMARY



200 Metres Men - Semi-Final

First 2 in each heat (Q) and the next 2 fastest (q) advance to the Final

| RECORDS | RESULT | NAME | COUNTRY | AGE | VENUE | DATE |
|--------------------------------|--------|---------------------------|---------|-------------------------|-------------------------|-----------------------|
| World Record WR | 19.19 | Usain BOLT | JAM | 23 | Berlin (Olympiastadion) | 20 Aug 2009 |
| Championships Record CR | 19.19 | Usain BOLT | JAM | 23 | Berlin (Olympiastadion) | 20 Aug 2009 |
| World Leading WL | 19.50 | Noah LYLES | USA | 22 | Lausanne (Pontaise) | 5 Jul 2019 |
| Area Record AR | | National Record NR | | Personal Best PB | | Season Best SB |

30 September 2019

| RANK | PLACE | HEAT | LANE | BIB | NAME | COUNTRY | DATE of BIRTH | RESULT | WIND |
|------|-------|------|------|-----|--------------------|---------|---------------|--------------|------------------|
| 1 | 1 | 2 | 5 | | Noah LYLES | USA | 18 Jul 97 | 19.86 | Q +0.1 |
| 2 | 2 | 2 | 4 | | Alex QUIÑÓNEZ | ECU | 11 Aug 89 | 19.95 | Q +0.1 |
| 3 | 3 | 2 | 6 | | Zhenye XIE | CHN | 17 Aug 93 | 20.03 (.023) | q +0.1 |
| 4 | 1 | 1 | 5 | | Adam GEMILI | GBR | 6 Oct 93 | 20.03 (.025) | Q SB -0.3 |
| 5 | 1 | 3 | 6 | | Andre DE GRASSE | CAN | 10 Nov 94 | 20.08 | Q -0.1 |
| 6 | 2 | 1 | 4 | | Ramil GULIYEV | TUR | 29 May 90 | 20.16 | Q -0.3 |
| 7 | 3 | 1 | 6 | | Aaron BROWN | CAN | 27 May 92 | 20.20 | q -0.3 |
| 8 | 2 | 3 | 7 | | Kyle GREAU | TTO | 26 Apr 88 | 20.24 | Q -0.1 |
| 9 | 4 | 2 | 8 | | Yancarlos MARTÍNEZ | DOM | 8 Jul 92 | 20.28 (.276) | SB +0.1 |
| 10 | 4 | 1 | 7 | | Jereem RICHARDS | TTO | 13 Jan 94 | 20.28 (.280) | -0.3 |
| 11 | 3 | 3 | 5 | | Zharnel HUGHES | GBR | 13 Jul 95 | 20.30 | -0.1 |
| 12 | 4 | 3 | 8 | | Taymir BURNET | NED | 1 Oct 92 | 20.34 (.334) | PB -0.1 |
| 13 | 5 | 2 | 9 | | Brendon RODNEY | CAN | 9 Apr 92 | 20.34 (.339) | +0.1 |
| 14 | 5 | 3 | 9 | | Anaso JOBODWANA | RSA | 30 Jul 92 | 20.34 (.340) | SB -0.1 |
| 15 | 6 | 3 | 4 | | Yohan BLAKE | JAM | 26 Dec 89 | 20.37 | -0.1 |
| 16 | 5 | 1 | 8 | | Rasheed DWYER | JAM | 29 Jan 89 | 20.54 | -0.3 |
| 17 | 6 | 1 | 9 | | Clarence MUNYAI | RSA | 20 Feb 98 | 20.55 (.543) | -0.3 |
| 18 | 7 | 1 | 2 | | Serhiy SMELYK | UKR | 19 Apr 87 | 20.55 (.547) | -0.3 |
| 19 | 6 | 2 | 3 | | Andre EWERS | JAM | 7 Jun 95 | 20.61 (.606) | +0.1 |
| 20 | 7 | 3 | 3 | | Reynier MENA | CUB | 21 Nov 96 | 20.61 (.607) | -0.1 |
| 21 | 7 | 2 | 2 | | Eseosa DESALU | ITA | 19 Feb 94 | 20.73 | +0.1 |
| 22 | 8 | 3 | 2 | | Divine ODUDURU | NGR | 7 Oct 96 | 20.84 | -0.1 |
| | | 1 | 3 | | Alex WILSON | SUI | 19 Sep 90 | DNS | -0.3 |
| | | 2 | 7 | | Miguel FRANCIS | GBR | 28 Mar 95 | DNS | +0.1 |

| ALL-TIME TOP LIST | | | | SEASON TOP LIST | | | |
|-------------------|------------------------|-------------------------------|-----------|-----------------|-------------------------|----------------------|--------|
| RESULT | NAME | VENUE | DATE | RESULT | NAME | VENUE | 2019 |
| 19.19 | Usain BOLT (JAM) | Berlin (Olympiastadion) | 20 Aug 09 | 19.50 | Noah LYLES (USA) | Lausanne (Pontaise) | 5 Jul |
| 19.26 | Yohan BLAKE (JAM) | Bruxelles (Boudewijnstadion) | 16 Sep 11 | 19.70 | Michael NORMAN (USA) | Roma (ITA) | 6 Jun |
| 19.32 | Michael JOHNSON (USA) | Atlanta (Olympic Stadium), GA | 1 Aug 96 | 19.73 | Divine ODUDURU (NGR) | Austin, TX (USA) | 7 Jun |
| 19.50 | Noah LYLES (USA) | Lausanne (Pontaise) | 5 Jul 19 | 19.82 | Kenneth BEDNAREK (USA) | Hobbs, NM (USA) | 18 May |
| 19.53 | Walter DIX (USA) | Bruxelles (Boudewijnstadion) | 16 Sep 11 | 19.86 | Ramil GULIYEV (TUR) | Bruxelles (BEL) | 6 Sep |
| 19.57 | Justin GATLIN (USA) | Eugene (Hayward Field), OR | 28 Jun 15 | 19.87 | Alex QUIÑÓNEZ (ECU) | Lausanne (Pontaise) | 5 Jul |
| 19.58 | Tyson GAY (USA) | New York City (Icahn), NY | 30 May 09 | 19.87 | Andre DE GRASSE (CAN) | Bruxelles (BEL) | 6 Sep |
| 19.63 | Xavier CARTER (USA) | Lausanne (Pontaise) | 11 Jul 06 | 19.88 | Zhenye XIE (CHN) | London (GBR) | 21 Jul |
| 19.65 | Wallace SPEARMON (USA) | Daegu | 28 Sep 06 | 19.91 | Christian COLEMAN (USA) | Székesfehérvár (HUN) | 9 Jul |
| 19.68 | Frank FREDERICKS (NAM) | Atlanta (Olympic Stadium), GA | 1 Aug 96 | 19.93 | Cravon GILLESPIE (USA) | Austin, TX (USA) | 7 Jun |

RESULTS



200 Metres Men - Semi-Final

First 2 in each heat (Q) and the next 2 fastest (q) advance to the Final

| RECORDS | RESULT NAME | COUNTRY | AGE | VENUE | DATE |
|--------------------------------|---------------------------|-------------------------|-----------------------|-------------------------|-------------|
| World Record WR | 19.19 Usain BOLT | JAM | 23 | Berlin (Olympiastadion) | 20 Aug 2009 |
| Championships Record CR | 19.19 Usain BOLT | JAM | 23 | Berlin (Olympiastadion) | 20 Aug 2009 |
| World Leading WL | 19.50 Noah LYLES | USA | 22 | Lausanne (Pontaise) | 5 Jul 2019 |
| Area Record AR | National Record NR | Personal Best PB | Season Best SB | | |

| Heat 1 | | 3 | 30 September 2019 | 20:49 START TIME | 27° C TEMPERATURE | 73 % HUMIDITY | -0.3m/s WIND |
|--------|------------------------|---------|-------------------|------------------|---------------------|--------------------|--------------|
| PLACE | NAME | COUNTRY | DATE OF BIRTH | LANE | RESULT | REACTION | Fn |
| 1 | Adam GEMILI | GBR | 6 Oct 93 | 5 | 20.03 [.025] | Q SB | 0.150 |
| 2 | Ramil GULIYEV | TUR | 29 May 90 | 4 | 20.16 | Q | 0.168 |
| 3 | Aaron BROWN | CAN | 27 May 92 | 6 | 20.20 | q | 0.162 |
| 4 | Jereem RICHARDS | TTO | 13 Jan 94 | 7 | 20.28 [.280] | | 0.149 |
| 5 | Rasheed DWYER | JAM | 29 Jan 89 | 8 | 20.54 | | 0.161 |
| 6 | Clarence MUNYAI | RSA | 20 Feb 98 | 9 | 20.55 [.543] | | 0.164 |
| 7 | Serhiy SMELYK | UKR | 19 Apr 87 | 2 | 20.55 [.547] | | 0.155 |
| | Alex WILSON | SUI | 19 Sep 90 | 3 | DNS | | |

| Heat 2 | | 3 | 30 September 2019 | 20:58 START TIME | 27° C TEMPERATURE | 73 % HUMIDITY | +0.1m/s WIND |
|--------|---------------------------|---------|-------------------|------------------|---------------------|---------------|--------------|
| PLACE | NAME | COUNTRY | DATE OF BIRTH | LANE | RESULT | REACTION | Fn |
| 1 | Noah LYLES | USA | 18 Jul 97 | 5 | 19.86 | Q | 0.208 |
| 2 | Alex QUIÑÓNEZ | ECU | 11 Aug 89 | 4 | 19.95 | Q | 0.184 |
| 3 | Zhenye XIE | CHN | 17 Aug 93 | 6 | 20.03 [.023] | q | 0.185 |
| 4 | Yancarlos MARTÍNEZ | DOM | 8 Jul 92 | 8 | 20.28 [.276] | SB | 0.165 |
| 5 | Brendon RODNEY | CAN | 9 Apr 92 | 9 | 20.34 [.339] | | 0.163 |
| 6 | Andre EWERS | JAM | 7 Jun 95 | 3 | 20.61 [.606] | | 0.153 |
| 7 | Eseosa DESALU | ITA | 19 Feb 94 | 2 | 20.73 | | 0.154 |
| | Miguel FRANCIS | GBR | 28 Mar 95 | 7 | DNS | | |

| Heat 3 | | 3 | 30 September 2019 | 21:06 START TIME | 27° C TEMPERATURE | 73 % HUMIDITY | -0.1m/s WIND |
|--------|------------------------|---------|-------------------|------------------|---------------------|---------------|--------------|
| PLACE | NAME | COUNTRY | DATE OF BIRTH | LANE | RESULT | REACTION | Fn |
| 1 | Andre DE GRASSE | CAN | 10 Nov 94 | 6 | 20.08 | Q | 0.147 |
| 2 | Kyle GREAU | TTO | 26 Apr 88 | 7 | 20.24 | Q | 0.183 |
| 3 | Zharnel HUGHES | GBR | 13 Jul 95 | 5 | 20.30 | | 0.152 |
| 4 | Taymir BURNET | NED | 1 Oct 92 | 8 | 20.34 [.334] | PB | 0.153 |
| 5 | Anaso JOBODWANA | RSA | 30 Jul 92 | 9 | 20.34 [.340] | SB | 0.152 |
| 6 | Yohan BLAKE | JAM | 26 Dec 89 | 4 | 20.37 | | 0.156 |
| 7 | Reynier MENA | CUB | 21 Nov 96 | 3 | 20.61 [.607] | | 0.137 |
| 8 | Divine ODUDURU | NGR | 7 Oct 96 | 2 | 20.84 | | 0.137 |

| ALL-TIME TOP LIST | | | | SEASON TOP LIST | | | |
|-------------------|------------------------|-------------------------------|-----------|-----------------|-------------------------|----------------------|--------|
| RESULT | NAME | VENUE | DATE | RESULT | NAME | VENUE | 2019 |
| 19.19 | Usain BOLT (JAM) | Berlin (Olympiastadion) | 20 Aug 09 | 19.50 | Noah LYLES (USA) | Lausanne (Pontaise) | 5 Jul |
| 19.26 | Yohan BLAKE (JAM) | Bruxelles (Boudewijnstadion) | 16 Sep 11 | 19.70 | Michael NORMAN (USA) | Roma (ITA) | 6 Jun |
| 19.32 | Michael JOHNSON (USA) | Atlanta (Olympic Stadium), GA | 1 Aug 96 | 19.73 | Divine ODUDURU (NGR) | Austin, TX (USA) | 7 Jun |
| 19.50 | Noah LYLES (USA) | Lausanne (Pontaise) | 5 Jul 19 | 19.82 | Kenneth BEDNAREK (USA) | Hobbs, NM (USA) | 18 May |
| 19.53 | Walter DIX (USA) | Bruxelles (Boudewijnstadion) | 16 Sep 11 | 19.86 | Ramil GULIYEV (TUR) | Bruxelles (BEL) | 6 Sep |
| 19.57 | Justin GATLIN (USA) | Eugene (Hayward Field), OR | 28 Jun 15 | 19.87 | Alex QUIÑÓNEZ (ECU) | Lausanne (Pontaise) | 5 Jul |
| 19.58 | Tyson GAY (USA) | New York City (Icahn), NY | 30 May 09 | 19.87 | Andre DE GRASSE (CAN) | Bruxelles (BEL) | 6 Sep |
| 19.63 | Xavier CARTER (USA) | Lausanne (Pontaise) | 11 Jul 06 | 19.88 | Zhenye XIE (CHN) | London (GBR) | 21 Jul |
| 19.65 | Wallace SPEARMON (USA) | Daegu | 28 Sep 06 | 19.91 | Christian COLEMAN (USA) | Székesfehérvár (HUN) | 9 Jul |
| 19.68 | Frank FREDERICKS (NAM) | Atlanta (Olympic Stadium), GA | 1 Aug 96 | 19.93 | Cravon GILLESPIE (USA) | Austin, TX (USA) | 7 Jun |



SUMMARY



200 Metres Men - Round 1

First 3 in each heat (Q) and the next 3 fastest (q) advance to the Semi-Finals

ANDRE EWERS REINSTATED BY THE JURY OF APPEAL

| RECORDS | RESULT | NAME | COUNTRY | AGE | VENUE | DATE |
|--------------------------------|--------|---------------------------|---------|-------------------------|-------------------------|-----------------------|
| World Record WR | 19.19 | Usain BOLT | JAM | 23 | Berlin (Olympiastadion) | 20 Aug 2009 |
| Championships Record CR | 19.19 | Usain BOLT | JAM | 23 | Berlin (Olympiastadion) | 20 Aug 2009 |
| World Leading WL | 19.50 | Noah LYLES | USA | 22 | Lausanne (Pontaise) | 5 Jul 2019 |
| Area Record AR | | National Record NR | | Personal Best PB | | Season Best SB |

29 September 2019

| RANK | PLACE | HEAT | LANE | BIB | NAME | COUNTRY | DATE OF BIRTH | RESULT | | WIND |
|------|-------|------|------|-----|--------------------------------|---------|---------------|--------------|---|----------------|
| 1 | 1 | 1 | 7 | | Adam GEMILI | GBR | 6 Oct 93 | 20.06 | Q | SB +0.5 |
| 2 | 1 | 3 | 4 | | Alex QUIÑÓNEZ | ECU | 11 Aug 89 | 20.08 | Q | +0.8 |
| 3 | 1 | 5 | 4 | | Aaron BROWN | CAN | 27 May 92 | 20.10 | Q | +1.0 |
| 4 | 2 | 5 | 5 | | Miguel FRANCIS | GBR | 28 Mar 95 | 20.11 | Q | +1.0 |
| 5 | 1 | 4 | 6 | | Kyle GREAU | TTO | 26 Apr 88 | 20.19 | Q | +0.7 |
| 6 | 1 | 2 | 4 | | Zhenye XIE | CHN | 17 Aug 93 | 20.20 (.199) | Q | +0.5 |
| 7 | 1 | 6 | 7 | | Andre DE GRASSE | CAN | 10 Nov 94 | 20.20 (.200) | Q | +0.9 |
| 8 | 1 | 7 | 8 | | Jereem RICHARDS | TTO | 13 Jan 94 | 20.23 (.229) | Q | +0.2 |
| 8 | 2 | 3 | 8 | | Yohan BLAKE | JAM | 26 Dec 89 | 20.23 (.229) | Q | SB +0.8 |
| 10 | 2 | 2 | 3 | | Zharnel HUGHES | GBR | 13 Jul 95 | 20.24 | Q | SB +0.5 |
| 11 | 2 | 7 | 3 | | Noah LYLES | USA | 18 Jul 97 | 20.26 | Q | +0.2 |
| 12 | 2 | 1 | 2 | | Ramil GULIYEV | TUR | 29 May 90 | 20.27 | Q | +0.5 |
| 13 | 2 | 6 | 9 | | Clarence MUNYAI | RSA | 20 Feb 98 | 20.29 | Q | +0.9 |
| 14 | 3 | 2 | 5 | | Anaso JOBODWANA | RSA | 30 Jul 92 | 20.35 | Q | SB +0.5 |
| 15 | 3 | 5 | 6 | | Rasheed DWYER | JAM | 29 Jan 89 | 20.37 (.365) | Q | +1.0 |
| 16 | 3 | 1 | 6 | | Taymir BURNET | NED | 1 Oct 92 | 20.37 (.370) | Q | +0.5 |
| 17 | 3 | 7 | 2 | | Brendon RODNEY | CAN | 9 Apr 92 | 20.38 | Q | +0.2 |
| 18 | 3 | 6 | 6 | | Serhiy SMELYK | UKR | 19 Apr 87 | 20.39 | Q | +0.9 |
| 19 | 4 | 1 | 9 | | Divine ODUDURU | NGR | 7 Oct 96 | 20.40 (.392) | q | +0.5 |
| 20 | 3 | 3 | 6 | | Alex WILSON | SUI | 19 Sep 90 | 20.40 (.396) | Q | +0.8 |
| 21 | 4 | 7 | 7 | | Andre EWERS | JAM | 7 Jun 95 | 20.41 | q | +0.2 |
| 22 | 4 | 5 | 3 | | Eseosa DESALU | ITA | 19 Feb 94 | 20.43 | q | +1.0 |
| 23 | 4 | 3 | 7 | | Aldemir JUNIOR | BRA | 8 Jun 92 | 20.44 | | +0.8 |
| 24 | 4 | 2 | 8 | | Yuki KOIKE | JPN | 13 May 95 | 20.46 | | +0.5 |
| 25 | 2 | 4 | 2 | | Yancarlos MARTÍNEZ | DOM | 8 Jul 92 | 20.47 | Q | +0.7 |
| 26 | 5 | 2 | 7 | | Fahhad Mohammed ALSUBAIE | KSA | 4 Feb 94 | 20.51 | | +0.5 |
| 27 | 3 | 4 | 4 | | Reynier MENA | CUB | 21 Nov 96 | 20.52 | Q | +0.7 |
| 28 | 4 | 6 | 3 | | Sydney SIAME | ZAM | 7 Oct 97 | 20.58 | | +0.9 |
| 29 | 4 | 4 | 7 | | Jeremy DODSON | SAM | 30 Aug 87 | 20.60 | | +0.7 |
| 30 | 5 | 6 | 4 | | Kirara SHIRAIISHI | JPN | 31 May 96 | 20.62 (.613) | | +0.9 |
| 31 | 5 | 5 | 8 | | Jun YAMASHITA | JPN | 23 Aug 97 | 20.62 (.620) | | +1.0 |
| 32 | 5 | 7 | 6 | | Mouhamadou FALL | FRA | 25 Feb 92 | 20.63 | | +0.2 |
| 33 | 5 | 4 | 3 | | Bernardo BALOYES | COL | 6 Jan 94 | 20.64 | | +0.7 |
| 34 | 6 | 6 | 8 | | Steven MÜLLER | GER | 15 Sep 90 | 20.69 | | +0.9 |
| 35 | 6 | 7 | 4 | | Guy MAGANGA GORRA | GAB | 18 Mar 93 | 20.74 | | +0.2 |
| 36 | 5 | 1 | 5 | | Paulo André CAMILO DE OLIVEIRA | BRA | 20 Aug 98 | 20.75 (.745) | | +0.5 |
| 37 | 6 | 5 | 7 | | Abdelaziz MOHAMED | QAT | 20 Oct 01 | 20.75 (.750) | | SB +1.0 |
| 38 | 5 | 3 | 2 | | Chun-Han YANG | TPE | 1 Jan 97 | 20.80 | | +0.8 |
| 39 | 6 | 3 | 5 | | Noureddine HADID | LBN | 28 Jan 93 | 20.84 | | NR +0.8 |
| 40 | 7 | 6 | 5 | | Sibusiso MATSENJWA | SWZ | 2 May 88 | 20.85 | | +0.9 |

SUMMARY
200 Metres Men - Round 1

ANDRE EWERS REINSTATED BY THE JURY OF APPEAL

29 September 2019

| RANK | PLACE | HEAT | LANE | BIB | NAME | COUNTRY | DATE of BIRTH | RESULT | WIND |
|------|-------|------|------|-----|-----------------------------|---------|---------------|--------------|---------------|
| 41 | 6 | 4 | 8 | | Emmanuel ESEME | CMR | 17 Aug 93 | 20.87 | +0.7 |
| 42 | 7 | 3 | 9 | | Antonio INFANTINO | ITA | 22 Mar 91 | 20.89 | +0.8 |
| 43 | 6 | 1 | 8 | | Rodney ROWE | USA | 17 Mar 97 | 20.92 | +0.5 |
| 44 | 7 | 5 | 9 | | Emmanuel AROWOLO | NGR | 8 Jul 97 | 21.07 | +1.0 |
| 45 | 7 | 1 | 3 | | Fodé SISSOKO | MLI | 9 Oct 96 | 21.30 | +0.5 |
| 46 | 7 | 4 | 5 | | Kenneth BEDNAREK | USA | 14 Oct 98 | 21.50 | +0.7 |
| 47 | 6 | 2 | 6 | | José Andrés SALAZAR | ESA | 11 Jan 97 | 21.64 | +0.5 |
| 48 | 7 | 2 | 9 | | Muhd Noor Firdaus AR RASYID | BRU | 22 Oct 96 | 21.99 | +0.5 |
| 49 | 8 | 6 | 2 | | Ahmed AL YAARI | YEM | 16 Jan 00 | 22.37 | NR +0.9 |
| 50 | 8 | 3 | 3 | | Gregory BRADAI | PYF | 20 Jun 93 | 22.79 | SB +0.8 |
| | | | 1 | 4 | Terrance JONES | BAH | 8 Jan 02 | DQ | 163.3(a) +0.5 |
| | | | 5 | 2 | Jeffrey VANAN | SUR | 21 Dec 92 | DQ | 163.3(a) +1.0 |
| | | | 7 | 5 | Alonso EDWARD | PAN | 8 Dec 89 | DNS | +0.2 |

NOTE IAAF Rule 163.3(a) - Lane infringement

| ALL-TIME TOP LIST | | | | SEASON TOP LIST | | | |
|-------------------|------------------------|-------------------------------|-----------|-----------------|-------------------------|----------------------|--------|
| RESULT | NAME | VENUE | DATE | RESULT | NAME | VENUE | 2019 |
| 19.19 | Usain BOLT (JAM) | Berlin (Olympiastadion) | 20 Aug 09 | 19.50 | Noah LYLES (USA) | Lausanne (Pontaise) | 5 Jul |
| 19.26 | Yohan BLAKE (JAM) | Bruxelles (Boudewijnstadion) | 16 Sep 11 | 19.70 | Michael NORMAN (USA) | Roma (ITA) | 6 Jun |
| 19.32 | Michael JOHNSON (USA) | Atlanta (Olympic Stadium), GA | 1 Aug 96 | 19.73 | Divine ODUDURU (NGR) | Austin, TX (USA) | 7 Jun |
| 19.50 | Noah LYLES (USA) | Lausanne (Pontaise) | 5 Jul 19 | 19.82 | Kenneth BEDNAREK (USA) | Hobbs, NM (USA) | 18 May |
| 19.53 | Walter DIX (USA) | Bruxelles (Boudewijnstadion) | 16 Sep 11 | 19.86 | Ramil GULIYEV (TUR) | Bruxelles (BEL) | 6 Sep |
| 19.57 | Justin GATLIN (USA) | Eugene (Hayward Field), OR | 28 Jun 15 | 19.87 | Alex QUIÑÓNEZ (ECU) | Lausanne (Pontaise) | 5 Jul |
| 19.58 | Tyson GAY (USA) | New York City (Icahn), NY | 30 May 09 | 19.87 | Andre DE GRASSE (CAN) | Bruxelles (BEL) | 6 Sep |
| 19.63 | Xavier CARTER (USA) | Lausanne (Pontaise) | 11 Jul 06 | 19.88 | Zhenye XIE (CHN) | London (GBR) | 21 Jul |
| 19.65 | Wallace SPEARMON (USA) | Daegu | 28 Sep 06 | 19.91 | Christian COLEMAN (USA) | Székesfehérvár (HUN) | 9 Jul |
| 19.68 | Frank FREDERICKS (NAM) | Atlanta (Olympic Stadium), GA | 1 Aug 96 | 19.93 | Cravon GILLESPIE (USA) | Austin, TX (USA) | 7 Jun |

RESULTS

200 Metres Men - Round 1

First 3 in each heat (Q) and the next 3 fastest (q) advance to the Semi-Finals

ANDRE EWERS REINSTATED BY THE JURY OF APPEAL

| RECORDS | RESULT NAME | COUNTRY | AGE | VENUE | DATE |
|--------------------------------|---------------------------|-------------------------|-----------------------|-------------------------|-------------|
| World Record WR | 19.19 Usain BOLT | JAM | 23 | Berlin (Olympiastadion) | 20 Aug 2009 |
| Championships Record CR | 19.19 Usain BOLT | JAM | 23 | Berlin (Olympiastadion) | 20 Aug 2009 |
| World Leading WL | 19.50 Noah LYLES | USA | 22 | Lausanne (Pontaise) | 5 Jul 2019 |
| Area Record AR | National Record NR | Personal Best PB | Season Best SB | | |

Heat 1 7 29 September 2019 20:07 START TIME

TEMPERATURE 73% HUMIDITY WIND +0.5m/s

| PLACE | NAME | COUNTRY | DATE OF BIRTH | LANE | RESULT | REACTION | Fn |
|-------|--------------------------------|---------|---------------|------|-------------|------------|----|
| 1 | Adam GEMILI | GBR | 6 Oct 93 | 7 | 20.06 | Q SB 0.173 | |
| 2 | Ramil GULIYEV | TUR | 29 May 90 | 2 | 20.27 | Q 0.157 | |
| 3 | Taymir BURNET | NED | 1 Oct 92 | 6 | 20.37 [370] | Q 0.151 | |
| 4 | Divine ODUDURU | NGR | 7 Oct 96 | 9 | 20.40 [392] | q 0.186 | |
| 5 | Paulo André CAMILO DE OLIVEIRA | BRA | 20 Aug 98 | 5 | 20.75 [745] | 0.152 | |
| 6 | Rodney ROWE | USA | 17 Mar 97 | 8 | 20.92 | 0.179 | |
| 7 | Fodé SISSOKO | MLI | 9 Oct 96 | 3 | 21.30 | 0.194 | |
| | Terrance JONES | BAH | 8 Jan 02 | 4 | DQ 163.3(a) | 0.166 | |

NOTE IAAF Rule 163.3(a) - Lane infringement

Heat 2 7 29 September 2019 20:14 START TIME

TEMPERATURE 73% HUMIDITY WIND +0.5m/s

| PLACE | NAME | COUNTRY | DATE OF BIRTH | LANE | RESULT | REACTION | Fn |
|-------|-----------------------------|---------|---------------|------|-------------|------------|----|
| 1 | Zhenye XIE | CHN | 17 Aug 93 | 4 | 20.20 [199] | Q 0.175 | |
| 2 | Zharnel HUGHES | GBR | 13 Jul 95 | 3 | 20.24 | Q SB 0.138 | |
| 3 | Anaso JOBODWANA | RSA | 30 Jul 92 | 5 | 20.35 | Q SB 0.145 | |
| 4 | Yuki KOIKE | JPN | 13 May 95 | 8 | 20.46 | 0.167 | |
| 5 | Fahhad Mohammed ALSUBAIE | KSA | 4 Feb 94 | 7 | 20.51 | 0.175 | |
| 6 | José Andrés SALAZAR | ESA | 11 Jan 97 | 6 | 21.64 | 0.196 | |
| 7 | Muhd Noor Firdaus AR RASYID | BRU | 22 Oct 96 | 9 | 21.99 | 0.186 | |

Heat 3 7 29 September 2019 20:21 START TIME

TEMPERATURE 73% HUMIDITY WIND +0.8m/s

| PLACE | NAME | COUNTRY | DATE OF BIRTH | LANE | RESULT | REACTION | Fn |
|-------|-------------------|---------|---------------|------|-------------|------------|----|
| 1 | Alex QUIÑÓNEZ | ECU | 11 Aug 89 | 4 | 20.08 | Q 0.175 | |
| 2 | Yohan BLAKE | JAM | 26 Dec 89 | 8 | 20.23 [229] | Q SB 0.166 | |
| 3 | Alex WILSON | SUI | 19 Sep 90 | 6 | 20.40 [396] | Q 0.118 | |
| 4 | Aldemir JUNIOR | BRA | 8 Jun 92 | 7 | 20.44 | 0.148 | |
| 5 | Chun-Han YANG | TPE | 1 Jan 97 | 2 | 20.80 | 0.140 | |
| 6 | Noureddine HADID | LBN | 28 Jan 93 | 5 | 20.84 | NR 0.159 | |
| 7 | Antonio INFANTINO | ITA | 22 Mar 91 | 9 | 20.89 | 0.149 | |
| 8 | Gregory BRADAI | PYF | 20 Jun 93 | 3 | 22.79 | SB 0.198 | |


Heat 4 7 29 September 2019 20:29 START TIME

TEMPERATURE 73% HUMIDITY WIND +0.7m/s

| PLACE | NAME | COUNTRY | DATE OF BIRTH | LANE | RESULT | REACTION | Fn |
|-------|--------------------|---------|---------------|------|--------|----------|----|
| 1 | Kyle GREAUX | TTO | 26 Apr 88 | 6 | 20.19 | Q 0.169 | |
| 2 | Yancarlos MARTÍNEZ | DOM | 8 Jul 92 | 2 | 20.47 | Q 0.137 | |
| 3 | Reynier MENA | CUB | 21 Nov 96 | 4 | 20.52 | Q 0.144 | |
| 4 | Jeremy DODSON | SAM | 30 Aug 87 | 7 | 20.60 | 0.138 | |
| 5 | Bernardo BALOYES | COL | 6 Jan 94 | 3 | 20.64 | 0.157 | |
| 6 | Emmanuel ESEME | CMR | 17 Aug 93 | 8 | 20.87 | 0.186 | |
| 7 | Kenneth BEDNAREK | USA | 14 Oct 98 | 5 | 21.50 | 0.168 | |


RESULTS
200 Metres Men - Round 1

ANDRE EWERS REINSTATED BY THE JURY OF APPEAL


Heat 5 **7** **29 September 2019** 20:37 START TIME TEMPERATURE 73 % HUMIDITY  +1.0m/s WIND

| PLACE | NAME | COUNTRY | DATE OF BIRTH | LANE | RESULT | REACTION | Fn |
|-------|--------------------------|---------|---------------|------|---------------------|-----------|-------|
| 1 | Aaron BROWN | CAN | 27 May 92 | 4 | 20.10 | Q | 0.154 |
| 2 | Miguel FRANCIS | GBR | 28 Mar 95 | 5 | 20.11 | Q | 0.147 |
| 3 | Rasheed DWYER | JAM | 29 Jan 89 | 6 | 20.37 [.365] | Q | 0.153 |
| 4 | Eseosa DESALU | ITA | 19 Feb 94 | 3 | 20.43 | q | 0.136 |
| 5 | Jun YAMASHITA | JPN | 23 Aug 97 | 8 | 20.62 [.620] | | 0.139 |
| 6 | Abdelaziz MOHAMED | QAT | 20 Oct 01 | 7 | 20.75 [.750] | SB | 0.170 |
| 7 | Emmanuel AROWOLO | NGR | 8 Jul 97 | 9 | 21.07 | | 0.169 |
| | Jeffrey VANAN | SUR | 21 Dec 92 | 2 | DQ 163.3(a) | | 0.177 |

NOTE IAAF Rule 163.3(a) - Lane infringement

Heat 6 **7** **29 September 2019** 20:45 START TIME TEMPERATURE 73 % HUMIDITY  +0.9m/s WIND

| PLACE | NAME | COUNTRY | DATE OF BIRTH | LANE | RESULT | REACTION | Fn |
|-------|---------------------------|---------|---------------|------|---------------------|-----------|-------|
| 1 | Andre DE GRASSE | CAN | 10 Nov 94 | 7 | 20.20 [.200] | Q | 0.128 |
| 2 | Clarence MUNYAI | RSA | 20 Feb 98 | 9 | 20.29 | Q | 0.164 |
| 3 | Serhiy SMELYK | UKR | 19 Apr 87 | 6 | 20.39 | Q | 0.145 |
| 4 | Sydney SIAME | ZAM | 7 Oct 97 | 3 | 20.58 | | 0.175 |
| 5 | Kirara SHIRAIISHI | JPN | 31 May 96 | 4 | 20.62 [.613] | | 0.164 |
| 6 | Steven MÜLLER | GER | 15 Sep 90 | 8 | 20.69 | | 0.163 |
| 7 | Sibusiso MATSENJWA | SWZ | 2 May 88 | 5 | 20.85 | | 0.170 |
| 8 | Ahmed AL YAARI | YEM | 16 Jan 00 | 2 | 22.37 | NR | 0.177 |

Heat 7 **7** **29 September 2019** 20:53 START TIME TEMPERATURE 31 °C 71 % HUMIDITY  +0.2m/s WIND

| PLACE | NAME | COUNTRY | DATE OF BIRTH | LANE | RESULT | REACTION | Fn |
|-------|--------------------------|---------|---------------|------|---------------------|----------|-------|
| 1 | Jereem RICHARDS | TTO | 13 Jan 94 | 8 | 20.23 [.229] | Q | 0.153 |
| 2 | Noah LYLES | USA | 18 Jul 97 | 3 | 20.26 | Q | 0.168 |
| 3 | Brendon RODNEY | CAN | 9 Apr 92 | 2 | 20.38 | Q | 0.143 |
| 4 | Andre EWERS | JAM | 7 Jun 95 | 7 | 20.41 | q | 0.148 |
| 5 | Mouhamadou FALL | FRA | 25 Feb 92 | 6 | 20.63 | | 0.179 |
| 6 | Guy MAGANGA GORRA | GAB | 18 Mar 93 | 4 | 20.74 | | 0.155 |
| | Alonso EDWARD | PAN | 8 Dec 89 | 5 | DNS | | |

| ALL-TIME TOP LIST | | | | SEASON TOP LIST | | | |
|-------------------|------------------------|-------------------------------|-----------|-----------------|-------------------------|----------------------|--------|
| RESULT | NAME | VENUE | DATE | RESULT | NAME | VENUE | 2019 |
| 19.19 | Usain BOLT (JAM) | Berlin (Olympiastadion) | 20 Aug 09 | 19.50 | Noah LYLES (USA) | Lausanne (Pontaise) | 5 Jul |
| 19.26 | Yohan BLAKE (JAM) | Bruxelles (Boudewijnstadion) | 16 Sep 11 | 19.70 | Michael NORMAN (USA) | Roma (ITA) | 6 Jun |
| 19.32 | Michael JOHNSON (USA) | Atlanta (Olympic Stadium), GA | 1 Aug 96 | 19.73 | Divine ODUDURU (NGR) | Austin, TX (USA) | 7 Jun |
| 19.50 | Noah LYLES (USA) | Lausanne (Pontaise) | 5 Jul 19 | 19.82 | Kenneth BEDNAREK (USA) | Hobbs, NM (USA) | 18 May |
| 19.53 | Walter DIX (USA) | Bruxelles (Boudewijnstadion) | 16 Sep 11 | 19.86 | Ramil GULIYEV (TUR) | Bruxelles (BEL) | 6 Sep |
| 19.57 | Justin GATLIN (USA) | Eugene (Hayward Field), OR | 28 Jun 15 | 19.87 | Alex QUIÑÓNEZ (ECU) | Lausanne (Pontaise) | 5 Jul |
| 19.58 | Tyson GAY (USA) | New York City (Icahn), NY | 30 May 09 | 19.87 | Andre DE GRASSE (CAN) | Bruxelles (BEL) | 6 Sep |
| 19.63 | Xavier CARTER (USA) | Lausanne (Pontaise) | 11 Jul 06 | 19.88 | Zhenye XIE (CHN) | London (GBR) | 21 Jul |
| 19.65 | Wallace SPEARMON (USA) | Daegu | 28 Sep 06 | 19.91 | Christian COLEMAN (USA) | Székesfehérvár (HUN) | 9 Jul |
| 19.68 | Frank FREDERICKS (NAM) | Atlanta (Olympic Stadium), GA | 1 Aug 96 | 19.93 | Cravon GILLESPIE (USA) | Austin, TX (USA) | 7 Jun |

RESULTS

400 Metres Men - Final



| RECORDS | RESULT | NAME | COUNTRY | AGE | VENUE | DATE |
|--------------------------------|--------------|---------------------------|---------|-------------------------|-----------------------------------|-----------------------|
| World Record WR | 43.03 | Wayde VAN NIEKERK | RSA | 24 | Rio de Janeiro (Estádio Olímpico) | 14 Aug 2016 |
| Championships Record CR | 43.18 | Michael JOHNSON | USA | 32 | Sevilla (La Cartuja) | 26 Aug 1999 |
| World Leading WL | 43.45 | Michael NORMAN | USA | 22 | Torrance, CA (USA) | 20 Apr 2019 |
| Area Record AR | | National Record NR | | Personal Best PB | | Season Best SB |

4 October 2019 22:22 START TIME 26° C TEMPERATURE 61 % HUMIDITY

| PLACE | NAME | COUNTRY | DATE of BIRTH | LANE | RESULT | REACTION | Fn |
|-------|--------------------------------|---------|---------------|------|--------------|-----------------|----|
| 1 | Steven GARDINER | BAH | 12 Sep 95 | 4 | 43.48 | NR 0.164 | |
| 2 | Anthony José ZAMBRANO | COL | 17 Jan 98 | 8 | 44.15 | AR 0.182 | |
| 3 | Fred KERLEY | USA | 7 May 95 | 5 | 44.17 | 0.144 | |
| 4 | Demish GAYE | JAM | 20 Jan 93 | 3 | 44.46 | PB 0.171 | |
| 5 | Kirani JAMES | GRN | 1 Sep 92 | 7 | 44.54 | 0.127 | |
| 6 | Emmanuel Kipkurui KORIR | KEN | 15 Jun 95 | 9 | 44.94 | 0.160 | |
| 7 | Machel CEDENIO | TTO | 6 Sep 95 | 6 | 45.30 | 0.221 | |
| 8 | Akeem BLOOMFIELD | JAM | 10 Nov 97 | 2 | 45.36 | 0.196 | |

| ALL-TIME TOP LIST | | | |
|-------------------|-------------------------|-----------------------------------|-----------|
| RESULT | NAME | VENUE | DATE |
| 43.03 | Wayde VAN NIEKERK (RSA) | Rio de Janeiro (Estádio Olímpico) | 14 Aug 16 |
| 43.18 | Michael JOHNSON (USA) | Sevilla (La Cartuja) | 26 Aug 99 |
| 43.29 | Butch REYNOLDS (USA) | Zürich (Letzigrund) | 17 Aug 88 |
| 43.45 | Jeremy WARINER (USA) | Osaka (Nagai Stadium) | 31 Aug 07 |
| 43.45 | Michael NORMAN (USA) | Torrance, CA (USA) | 20 Apr 19 |
| 43.48 | Steven GARDINER (BAH) | Doha | 4 Oct 19 |
| 43.50 | Quincy WATTS (USA) | Barcelona (Estadio Olímpico) | 5 Aug 92 |
| 43.64 | Fred KERLEY (USA) | Des Moines, IA (USA) | 27 Jul 19 |
| 43.65 | LaShawn MERRITT (USA) | Beijing (National Stadium) | 26 Aug 15 |
| 43.72 | Isaac MAKWALA (BOT) | La Chaux-de-Fonds (La Charrière) | 5 Jul 15 |

| SEASON TOP LIST | | | |
|-----------------|-------------------------------|----------------------|--------|
| RESULT | NAME | VENUE | 2019 |
| 43.45 | Michael NORMAN (USA) | Torrance, CA (USA) | 20 Apr |
| 43.48 | Steven GARDINER (BAH) | Doha | 4 Oct |
| 43.64 | Fred KERLEY (USA) | Des Moines, IA (USA) | 27 Jul |
| 44.15 | Anthony José ZAMBRANO (COL) | Doha | 4 Oct |
| 44.23 | Kahmari MONTGOMERY (USA) | Austin, TX (USA) | 7 Jun |
| 44.23 | Kirani JAMES (GRN) | Doha | 2 Oct |
| 44.25 | Stewart TREVOR (USA) | Austin, TX (USA) | 7 Jun |
| 44.29 | Nathan STROTHER (USA) | Des Moines, IA (USA) | 27 Jul |
| 44.31 | Rai BENJAMIN (USA) | Torrance, CA (USA) | 20 Apr |
| 44.37 | Emmanuel Kipkurui KORIR (KEN) | Doha | 2 Oct |

RESULT PROGRESSION



400 Metres Men - Final

| RECORDS | RESULT | NAME | COUNTRY | AGE | VENUE | DATE |
|--------------------------------|--------------|---------------------------|---------|-------------------------|-----------------------------------|-----------------------|
| World Record WR | 43.03 | Wayde VAN NIEKERK | RSA | 24 | Rio de Janeiro (Estádio Olímpico) | 14 Aug 2016 |
| Championships Record CR | 43.18 | Michael JOHNSON | USA | 32 | Sevilla (La Cartuja) | 26 Aug 1999 |
| World Leading WL | 43.45 | Michael NORMAN | USA | 22 | Torrance, CA (USA) | 20 Apr 2019 |
| Area Record AR | | National Record NR | | Personal Best PB | | Season Best SB |

4 October 2019

| RANK | BIB | NAME | COUNTRY | DATE of BIRTH | PHASE | HEAT | LANE | PLACE | RESULT | |
|------|-----|-------------------------|---------|---------------|------------|------|------|-------|----------------|-----------|
| 1 | | Steven GARDINER | BAH | 12 Sep 95 | Final | 1 | 4 | 1 | 43.48 | NR |
| | | | | | Semi-Final | 2 | 6 | 1 | 44.13 Q | SB |
| | | | | | Round 1 | 5 | 3 | 18 | 45.68 Q | |
| 2 | | Anthony José ZAMBRANO | COL | 17 Jan 98 | Final | 1 | 8 | 2 | 44.15 | AR |
| | | | | | Semi-Final | 3 | 8 | 6 | 44.55 Q | NR |
| | | | | | Round 1 | 5 | 6 | 26 | 45.93 Q | |
| 3 | | Fred KERLEY | USA | 7 May 95 | Final | 1 | 5 | 3 | 44.17 | |
| | | | | | Semi-Final | 1 | 4 | 3 | 44.25 Q | |
| | | | | | Round 1 | 3 | 3 | 8 | 45.19 Q | |
| 4 | | Demish GAYE | JAM | 20 Jan 93 | Final | 1 | 3 | 4 | 44.46 | PB |
| | | | | | Semi-Final | 2 | 7 | 7 | 44.66 q | SB |
| | | | | | Round 1 | 4 | 5 | 3 | 45.02 Q | |
| 5 | | Kirani JAMES | GRN | 1 Sep 92 | Final | 1 | 7 | 5 | 44.54 | |
| | | | | | Semi-Final | 2 | 5 | 2 | 44.23 Q | SB |
| | | | | | Round 1 | 2 | 2 | 1 | 44.94 Q | |
| 6 | | Emmanuel Kipkurui KORIR | KEN | 15 Jun 95 | Final | 1 | 9 | 6 | 44.94 | |
| | | | | | Semi-Final | 1 | 5 | 4 | 44.37 Q | SB |
| | | | | | Round 1 | 6 | 7 | 4 | 45.08 Q | |
| 7 | | Machel CEDENIO | TTO | 6 Sep 95 | Final | 1 | 6 | 7 | 45.30 | |
| | | | | | Semi-Final | 3 | 7 | 5 | 44.41 Q | SB |
| | | | | | Round 1 | 1 | 3 | 9 | 45.26 Q | |
| 8 | | Akeem BLOOMFIELD | JAM | 10 Nov 97 | Final | 1 | 2 | 8 | 45.36 | |
| | | | | | Semi-Final | 3 | 6 | 8 | 44.77 q | |
| | | | | | Round 1 | 1 | 4 | 11 | 45.34 Q | |

| ALL-TIME TOP LIST | | | | SEASON TOP LIST | | | |
|-------------------|-------------------------|---------------------------------|-----------|-----------------|-------------------------------|----------------------|--------|
| RESULT | NAME | VENUE | DATE | RESULT | NAME | VENUE | 2019 |
| 43.03 | Wayde VAN NIEKERK (RSA) | le Janeiro (Estádio Olímpico) | 14 Aug 16 | 43.45 | Michael NORMAN (USA) | Torrance, CA (USA) | 20 Apr |
| 43.18 | Michael JOHNSON (USA) | Sevilla (La Cartuja) | 26 Aug 99 | 43.48 | Steven GARDINER (BAH) | Doha | 4 Oct |
| 43.29 | Butch REYNOLDS (USA) | Zürich (Letzigrund) | 17 Aug 88 | 43.64 | Fred KERLEY (USA) | Des Moines, IA (USA) | 27 Jul |
| 43.45 | Jeremy WARINER (USA) | Osaka (Nagai Stadium) | 31 Aug 07 | 44.15 | Anthony José ZAMBRANO (COL) | Doha | 4 Oct |
| 43.45 | Michael NORMAN (USA) | Torrance, CA (USA) | 20 Apr 19 | 44.23 | Kahmari MONTGOMERY (USA) | Austin, TX (USA) | 7 Jun |
| 43.48 | Steven GARDINER (BAH) | Doha | 4 Oct 19 | 44.23 | Kirani JAMES (GRN) | Doha | 2 Oct |
| 43.50 | Quincy WATTS (USA) | Barcelona (Estadio Olímpico) | 5 Aug 92 | 44.25 | Stewart TREVOR (USA) | Austin, TX (USA) | 7 Jun |
| 43.64 | Fred KERLEY (USA) | Des Moines, IA (USA) | 27 Jul 19 | 44.29 | Nathan STROTHER (USA) | Des Moines, IA (USA) | 27 Jul |
| 43.65 | LaShawn MERRITT (USA) | Beijing (National Stadium) | 26 Aug 15 | 44.31 | Rai BENJAMIN (USA) | Torrance, CA (USA) | 20 Apr |
| 43.72 | Isaac MAKWALA (BOT) | La Chau-de-Fonds (La Charrière) | 5 Jul 15 | 44.37 | Emmanuel Kipkurui KORIR (KEN) | Doha | 2 Oct |



SUMMARY



400 Metres Men - Semi-Final

First 2 in each heat (Q) and the next 2 fastest (q) advance to the Final

| RECORDS | RESULT | NAME | COUNTRY | AGE | VENUE | DATE |
|--------------------------------|--------------|---------------------------|---------|-------------------------|-----------------------------------|-----------------------|
| World Record WR | 43.03 | Wayde VAN NIEKERK | RSA | 24 | Rio de Janeiro (Estádio Olímpico) | 14 Aug 2016 |
| Championships Record CR | 43.18 | Michael JOHNSON | USA | 32 | Sevilla (La Cartuja) | 26 Aug 1999 |
| World Leading WL | 43.45 | Michael NORMAN | USA | 22 | Torrance, CA (USA) | 20 Apr 2019 |
| Area Record AR | | National Record NR | | Personal Best PB | | Season Best SB |

2 October 2019

| RANK | PLACE | HEAT | LANE | BIB | NAME | COUNTRY | DATE of BIRTH | RESULT | |
|------|-------|------|------|-----|-------------------------|---------|---------------|---------------------|-------------|
| 1 | 1 | 2 | 6 | | Steven GARDINER | BAH | 12 Sep 95 | 44.13 | Q SB |
| 2 | 2 | 2 | 5 | | Kirani JAMES | GRN | 1 Sep 92 | 44.23 | Q SB |
| 3 | 1 | 1 | 4 | | Fred KERLEY | USA | 7 May 95 | 44.25 | Q |
| 4 | 2 | 1 | 5 | | Emmanuel Kipkurui KORIR | KEN | 15 Jun 95 | 44.37 | Q SB |
| 5 | 1 | 3 | 7 | | Machel CEDENIO | TTO | 6 Sep 95 | 44.41 | Q SB |
| 6 | 2 | 3 | 8 | | Anthony José ZAMBRANO | COL | 17 Jan 98 | 44.55 | Q NR |
| 7 | 3 | 2 | 7 | | Demish GAYE | JAM | 20 Jan 93 | 44.66 | q SB |
| 8 | 3 | 3 | 6 | | Akeem BLOOMFIELD | JAM | 10 Nov 97 | 44.77 | q |
| 9 | 3 | 1 | 7 | | Davide RE | ITA | 16 Mar 93 | 44.85 | |
| 10 | 4 | 2 | 9 | | Vernon NORWOOD | USA | 10 Apr 92 | 45.00 (.992) | |
| 11 | 5 | 2 | 8 | | Leungo SCOTCH | BOT | 28 Feb 96 | 45.00 (.996) | PB |
| 12 | 4 | 1 | 6 | | Jonathan SACOOR | BEL | 1 Sep 99 | 45.03 | PB |
| 13 | 4 | 3 | 5 | | Julian Jrummi WALSH | JPN | 18 Sep 96 | 45.13 | PB |
| 14 | 5 | 3 | 9 | | Rabah YOUSIF | GBR | 11 Dec 86 | 45.15 | SB |
| 15 | 6 | 2 | 3 | | Jhon Alejandro PERLAZA | COL | 26 Aug 94 | 45.17 | |
| 16 | 5 | 1 | 9 | | Thapelo PHORA | RSA | 21 Nov 91 | 45.24 | |
| 17 | 6 | 1 | 8 | | Abbas Abubakar ABBAS | BRN | 17 May 96 | 45.26 | |
| 18 | 7 | 1 | 2 | | Nathan STROTHER | USA | 6 Sep 95 | 45.34 | |
| 19 | 7 | 2 | 4 | | Philip OSEI | CAN | 30 Oct 90 | 45.44 | |
| 20 | 8 | 2 | 2 | | Steven SOLOMON | AUS | 16 May 93 | 45.54 | SB |
| 21 | 6 | 3 | 2 | | Alphas Leken KISHOYIAN | KEN | 1 Jan 94 | 45.55 | |
| 22 | 7 | 3 | 4 | | Michael NORMAN | USA | 3 Dec 97 | 45.94 | |
| 23 | 8 | 1 | 3 | | Mazen AL YASEN | KSA | 8 Jul 96 | 46.11 | |
| | | 3 | 3 | | Yousef KARAM | KUW | 15 Jul 93 | DNF | |

| ALL-TIME TOP LIST | | | | SEASON TOP LIST | | | |
|-------------------|-------------------------|----------------------------------|-----------|-----------------|-------------------------------|----------------------|--------|
| RESULT | NAME | VENUE | DATE | RESULT | NAME | VENUE | 2019 |
| 43.03 | Wayde VAN NIEKERK (RSA) | le Janeiro (Estádio Olímpico) | 14 Aug 16 | 43.45 | Michael NORMAN (USA) | Torrance, CA (USA) | 20 Apr |
| 43.18 | Michael JOHNSON (USA) | Sevilla (La Cartuja) | 26 Aug 99 | 43.64 | Fred KERLEY (USA) | Des Moines, IA (USA) | 27 Jul |
| 43.29 | Butch REYNOLDS (USA) | Zürich (Letzigrund) | 17 Aug 88 | 44.13 | Steven GARDINER (BAH) | Doha | 2 Oct |
| 43.45 | Jeremy WARINER (USA) | Osaka (Nagai Stadium) | 31 Aug 07 | 44.23 | Kahmari MONTGOMERY (USA) | Austin, TX (USA) | 7 Jun |
| 43.45 | Michael NORMAN (USA) | Torrance, CA (USA) | 20 Apr 19 | 44.23 | Kirani JAMES (GRN) | Doha | 2 Oct |
| 43.50 | Quincy WATTS (USA) | Barcelona (Estadio Olímpico) | 5 Aug 92 | 44.25 | Stewart TREVOR (USA) | Austin, TX (USA) | 7 Jun |
| 43.64 | Fred KERLEY (USA) | Des Moines, IA (USA) | 27 Jul 19 | 44.29 | Nathan STROTHER (USA) | Des Moines, IA (USA) | 27 Jul |
| 43.65 | LaShawn MERRITT (USA) | Beijing (National Stadium) | 26 Aug 15 | 44.31 | Rai BENJAMIN (USA) | Torrance, CA (USA) | 20 Apr |
| 43.72 | Isaac MAKWALA (BOT) | La Chaux-de-Fonds (La Charrière) | 5 Jul 15 | 44.37 | Emmanuel Kipkurui KORIR (KEN) | Doha | 2 Oct |
| 43.74 | Kirani JAMES (GRN) | Lausanne (Pontaise) | 3 Jul 14 | 44.40 | Akeem BLOOMFIELD (JAM) | London (GBR) | 21 Jul |
| | | | | 44.40 | Vernon NORWOOD (USA) | Des Moines, IA (USA) | 27 Jul |

RESULTS



400 Metres Men - Semi-Final

First 2 in each heat (Q) and the next 2 fastest (q) advance to the Final

| RECORDS | RESULT NAME | COUNTRY | AGE | VENUE | DATE |
|--------------------------------|--------------------------------|---------|-----|-----------------------------------|-------------|
| World Record WR | 43.03 Wayde VAN NIEKERK | RSA | 24 | Rio de Janeiro (Estádio Olímpico) | 14 Aug 2016 |
| Championships Record CR | 43.18 Michael JOHNSON | USA | 32 | Sevilla (La Cartuja) | 26 Aug 1999 |
| World Leading WL | 43.45 Michael NORMAN | USA | 22 | Torrance, CA (USA) | 20 Apr 2019 |

Area Record **AR** National Record **NR** Personal Best **PB** Season Best **SB**

Heat 1

3

2 October 2019 20:35 START TIME

26° C TEMPERATURE 59% HUMIDITY

| PLACE | NAME | COUNTRY | DATE OF BIRTH | LANE | RESULT | REACTION | Fn |
|-------|--------------------------------|---------|---------------|------|--------------|----------|-------|
| 1 | Fred KERLEY | USA | 7 May 95 | 4 | 44.25 | Q | 0.152 |
| 2 | Emmanuel Kipkurui KORIR | KEN | 15 Jun 95 | 5 | 44.37 | Q SB | 0.153 |
| 3 | Davide RE | ITA | 16 Mar 93 | 7 | 44.85 | | 0.186 |
| 4 | Jonathan SACOOR | BEL | 1 Sep 99 | 6 | 45.03 | PB | 0.152 |
| 5 | Thapelo PHORA | RSA | 21 Nov 91 | 9 | 45.24 | | 0.182 |
| 6 | Abbas Abubakar ABBAS | BRN | 17 May 96 | 8 | 45.26 | | 0.194 |
| 7 | Nathan STROTHER | USA | 6 Sep 95 | 2 | 45.34 | | 0.155 |
| 8 | Mazen AL YASEN | KSA | 8 Jul 96 | 3 | 46.11 | | 0.168 |

Heat 2

3

2 October 2019 20:42 START TIME

26° C TEMPERATURE 59% HUMIDITY

| PLACE | NAME | COUNTRY | DATE OF BIRTH | LANE | RESULT | REACTION | Fn |
|-------|-------------------------------|---------|---------------|------|---------------------|----------|-------|
| 1 | Steven GARDINER | BAH | 12 Sep 95 | 6 | 44.13 | Q SB | 0.154 |
| 2 | Kirani JAMES | GRN | 1 Sep 92 | 5 | 44.23 | Q SB | 0.119 |
| 3 | Demish GAYE | JAM | 20 Jan 93 | 7 | 44.66 | q SB | 0.188 |
| 4 | Vernon NORWOOD | USA | 10 Apr 92 | 9 | 45.00 (.992) | | 0.181 |
| 5 | Leungo SCOTCH | BOT | 28 Feb 96 | 8 | 45.00 (.996) | PB | 0.167 |
| 6 | Jhon Alejandro PERLAZA | COL | 26 Aug 94 | 3 | 45.17 | | 0.160 |
| 7 | Philip OSEI | CAN | 30 Oct 90 | 4 | 45.44 | | 0.172 |
| 8 | Steven SOLOMON | AUS | 16 May 93 | 2 | 45.54 | SB | 0.169 |

Heat 3

3

2 October 2019 20:51 START TIME

26° C TEMPERATURE 59% HUMIDITY

| PLACE | NAME | COUNTRY | DATE OF BIRTH | LANE | RESULT | REACTION | Fn |
|-------|-------------------------------|---------|---------------|------|--------------|----------|-------|
| 1 | Machel CEDENIO | TTO | 6 Sep 95 | 7 | 44.41 | Q SB | 0.239 |
| 2 | Anthony José ZAMBRANO | COL | 17 Jan 98 | 8 | 44.55 | Q NR | 0.183 |
| 3 | Akeem BLOOMFIELD | JAM | 10 Nov 97 | 6 | 44.77 | q | 0.207 |
| 4 | Julian Jrummi WALSH | JPN | 18 Sep 96 | 5 | 45.13 | PB | 0.132 |
| 5 | Rabah YOUSIF | GBR | 11 Dec 86 | 9 | 45.15 | SB | 0.160 |
| 6 | Alphas Leken KISHOYIAN | KEN | 1 Jan 94 | 2 | 45.55 | | 0.189 |
| 7 | Michael NORMAN | USA | 3 Dec 97 | 4 | 45.94 | | 0.176 |
| | Yousef KARAM | KUW | 15 Jul 93 | 3 | DNF | | 0.156 |

ALL-TIME TOP LIST

| RESULT | NAME | VENUE | DATE |
|--------|-------------------------|---------------------------------|-----------|
| 43.03 | Wayde VAN NIEKERK (RSA) | le Janeiro (Estádio Olímpico) | 14 Aug 16 |
| 43.18 | Michael JOHNSON (USA) | Sevilla (La Cartuja) | 26 Aug 99 |
| 43.29 | Butch REYNOLDS (USA) | Zürich (Letzigrund) | 17 Aug 88 |
| 43.45 | Jeremy WARINER (USA) | Osaka (Nagai Stadium) | 31 Aug 07 |
| 43.45 | Michael NORMAN (USA) | Torrance, CA (USA) | 20 Apr 19 |
| 43.50 | Quincy WATTS (USA) | Barcelona (Estadio Olímpico) | 5 Aug 92 |
| 43.64 | Fred KERLEY (USA) | Des Moines, IA (USA) | 27 Jul 19 |
| 43.65 | LaShawn MERRITT (USA) | Beijing (National Stadium) | 26 Aug 15 |
| 43.72 | Isaac MAKWALA (BOT) | La Chau-de-Fonds (La Charrière) | 5 Jul 15 |
| 43.74 | Kirani JAMES (GRN) | Lausanne (Pontaise) | 3 Jul 14 |

SEASON TOP LIST

| RESULT | NAME | VENUE | 2019 |
|--------|-------------------------------|----------------------|--------|
| 43.45 | Michael NORMAN (USA) | Torrance, CA (USA) | 20 Apr |
| 43.64 | Fred KERLEY (USA) | Des Moines, IA (USA) | 27 Jul |
| 44.13 | Steven GARDINER (BAH) | Doha | 2 Oct |
| 44.23 | Kahmari MONTGOMERY (USA) | Austin, TX (USA) | 7 Jun |
| 44.23 | Kirani JAMES (GRN) | Doha | 2 Oct |
| 44.25 | Stewart TREVOR (USA) | Austin, TX (USA) | 7 Jun |
| 44.29 | Nathan STROTHER (USA) | Des Moines, IA (USA) | 27 Jul |
| 44.31 | Rai BENJAMIN (USA) | Torrance, CA (USA) | 20 Apr |
| 44.37 | Emmanuel Kipkurui KORIR (KEN) | Doha | 2 Oct |
| 44.40 | Akeem BLOOMFIELD (JAM) | London (GBR) | 21 Jul |
| 44.40 | Vernon NORWOOD (USA) | Des Moines, IA (USA) | 27 Jul |

SUMMARY



400 Metres Men - Round 1

First 3 in each heat (Q) and the next 6 fastest (q) advance to the Semi-Finals

| RECORDS | RESULT | NAME | COUNTRY | AGE | VENUE | DATE |
|--------------------------------|--------|---------------------------|---------|-------------------------|-----------------------------------|-----------------------|
| World Record WR | 43.03 | Wayde VAN NIEKERK | RSA | 24 | Rio de Janeiro (Estádio Olímpico) | 14 Aug 2016 |
| Championships Record CR | 43.18 | Michael JOHNSON | USA | 32 | Sevilla (La Cartuja) | 26 Aug 1999 |
| World Leading WL | 43.45 | Michael NORMAN | USA | 22 | Torrance, CA (USA) | 20 Apr 2019 |
| Area Record AR | | National Record NR | | Personal Best PB | | Season Best SB |

1 October 2019

| RANK | PLACE | HEAT | LANE | BIB | NAME | COUNTRY | DATE of BIRTH | RESULT | |
|------|-------|------|------|-----|----------------------------|---------|---------------|---------------------|-------------|
| 1 | 1 | 2 | 2 | | Kirani JAMES | GRN | 1 Sep 92 | 44.94 | Q |
| 2 | 1 | 4 | 7 | | Michael NORMAN | USA | 3 Dec 97 | 45.00 | Q |
| 3 | 2 | 4 | 5 | | Demish GAYE | JAM | 20 Jan 93 | 45.02 | Q |
| 4 | 1 | 6 | 7 | | Emmanuel Kipkurui KORIR | KEN | 15 Jun 95 | 45.08 (.071) | Q |
| 5 | 1 | 3 | 4 | | Davide RE | ITA | 16 Mar 93 | 45.08 (.077) | Q |
| 6 | 3 | 4 | 3 | | Leungo SCOTCH | BOT | 28 Feb 96 | 45.10 | Q PB |
| 7 | 2 | 2 | 8 | | Julian Jrummi WALSH | JPN | 18 Sep 96 | 45.14 | Q PB |
| 8 | 2 | 3 | 3 | | Fred KERLEY | USA | 7 May 95 | 45.19 | Q |
| 9 | 1 | 1 | 3 | | Machel CEDENIO | TTO | 6 Sep 95 | 45.26 | Q |
| 10 | 2 | 6 | 6 | | Jonathan SACOOR | BEL | 1 Sep 99 | 45.32 | Q |
| 11 | 2 | 1 | 4 | | Akeem BLOOMFIELD | JAM | 10 Nov 97 | 45.34 | Q |
| 12 | 3 | 6 | 5 | | Rabah YOUSIF | GBR | 11 Dec 86 | 45.40 | Q |
| 13 | 3 | 1 | 8 | | Thapelo PHORA | RSA | 21 Nov 91 | 45.45 | Q |
| 14 | 3 | 3 | 7 | | Abbas Abubakar ABBAS | BRN | 17 May 96 | 45.47 | Q |
| 15 | 3 | 2 | 3 | | Vernon NORWOOD | USA | 10 Apr 92 | 45.59 | Q |
| 16 | 4 | 6 | 8 | | Jhon Alejandro PERLAZA | COL | 26 Aug 94 | 45.62 | q |
| 17 | 4 | 1 | 5 | | Alphas Leken KISHOYIAN | KEN | 1 Jan 94 | 45.65 | q |
| 18 | 1 | 5 | 3 | | Steven GARDINER | BAH | 12 Sep 95 | 45.68 | Q |
| 19 | 4 | 3 | 8 | | Mazen AL YASEN | KSA | 8 Jul 96 | 45.70 | q |
| 20 | 5 | 6 | 3 | | Nathan STROTHER | USA | 6 Sep 95 | 45.71 | q |
| 21 | 4 | 4 | 4 | | Yousef KARAM | KUW | 15 Jul 93 | 45.74 | q |
| 22 | 4 | 2 | 7 | | Steven SOLOMON | AUS | 16 May 93 | 45.82 | q |
| 23 | 5 | 2 | 6 | | Derrick MOKALENG | RSA | 18 Jun 97 | 45.87 (.863) | |
| 24 | 2 | 5 | 5 | | Philip OSEI | CAN | 30 Oct 90 | 45.87 (.864) | Q |
| 25 | 5 | 4 | 2 | | Alonzo RUSSELL | BAH | 8 Feb 92 | 45.91 | |
| 26 | 3 | 5 | 6 | | Anthony José ZAMBRANO | COL | 17 Jan 98 | 45.93 | Q |
| 27 | 5 | 1 | 6 | | Lucas CARVALHO | BRA | 16 Jul 93 | 46.01 | |
| 28 | 4 | 5 | 7 | | Ditiro NZAMANI | BOT | 29 Jan 00 | 46.19 | |
| 29 | 5 | 5 | 2 | | Rusheen MCDONALD | JAM | 17 Aug 92 | 46.21 | |
| 30 | 5 | 3 | 2 | | Mikhail LITVIN | KAZ | 5 Jan 96 | 46.28 | |
| 31 | 6 | 6 | 4 | | Taha Hussein YASEEN | IRQ | 1 Jan 98 | 46.58 | |
| 32 | 6 | 4 | 6 | | Todiasoa Franck RABEARISON | MAD | 3 Feb 92 | 46.80 | NR |
| 33 | 6 | 2 | 4 | | Luka JANEŽIČ | SLO | 14 Nov 95 | 46.84 | |
| 34 | 6 | 5 | 4 | | Brandon PARRIS | VIN | 17 Apr 95 | 47.39 | |
| 35 | 7 | 6 | 2 | | Jessy FRANCO | GIB | 7 Dec 98 | 47.41 | NR |
| 36 | 6 | 3 | 5 | | Bachir MAHAMAT | CHA | 1 Dec 96 | 47.65 | |
| 37 | 6 | 1 | 2 | | Abdalelah HAROUN | QAT | 1 Jan 97 | 47.76 | SB |
| 38 | 7 | 3 | 6 | | Jovan STOJOSKI | MKD | 26 Nov 97 | 47.92 | |
| 39 | 7 | 4 | 8 | | Moussa ZAROUMEYE | NIG | 2 Jan 85 | 48.13 | |
| 40 | 7 | 5 | 8 | | Mohammad Jahir RAYHAN | BAN | 25 Apr 01 | 48.48 | |

SUMMARY
400 Metres Men - Round 1

1 October 2019

| RANK | PLACE | HEAT | LANE | BIB | NAME | COUNTRY | DATE of BIRTH | RESULT |
|------|-------|------|------|-----|----------------------|---------|---------------|---|
| 41 | 7 | 2 | 5 | | Tikie Terry MAEL | VAN | 7 Jun 98 | 48.52 PB |
| | | 1 | 7 | | Matthew HUDSON-SMITH | GBR | 26 Oct 94 | DNF |

| ALL-TIME TOP LIST | | | | SEASON TOP LIST | | | |
|-------------------|-------------------------|----------------------------------|-----------|-----------------|--------------------------|-------------------------------|--------|
| RESULT | NAME | VENUE | DATE | RESULT | NAME | VENUE | 2019 |
| 43.03 | Wayde VAN NIEKERK (RSA) | le Janeiro (Estádio Olímpico) | 14 Aug 16 | 43.45 | Michael NORMAN (USA) | Torrance, CA (USA) | 20 Apr |
| 43.18 | Michael JOHNSON (USA) | Sevilla (La Cartuja) | 26 Aug 99 | 43.64 | Fred KERLEY (USA) | Des Moines, IA (USA) | 27 Jul |
| 43.29 | Butch REYNOLDS (USA) | Zürich (Letzigrund) | 17 Aug 88 | 44.14 | Steven GARDINER (BAH) | Stadion Slaski, Chorzów (POL) | 14 Sep |
| 43.45 | Jeremy WARINER (USA) | Osaka (Nagai Stadium) | 31 Aug 07 | 44.23 | Kahmari MONTGOMERY (USA) | Austin, TX (USA) | 7 Jun |
| 43.45 | Michael NORMAN (USA) | Torrance, CA (USA) | 20 Apr 19 | 44.25 | Stewart TREVOR (USA) | Austin, TX (USA) | 7 Jun |
| 43.50 | Quincy WATTS (USA) | Barcelona (Estadio Olímpico) | 5 Aug 92 | 44.29 | Nathan STROTHER (USA) | Des Moines, IA (USA) | 27 Jul |
| 43.64 | Fred KERLEY (USA) | Des Moines, IA (USA) | 27 Jul 19 | 44.31 | Rai BENJAMIN (USA) | Torrance, CA (USA) | 20 Apr |
| 43.65 | LaShawn MERRITT (USA) | Beijing (National Stadium) | 26 Aug 15 | 44.40 | Akeem BLOOMFIELD (JAM) | London (GBR) | 21 Jul |
| 43.72 | Isaac MAKWALA (BOT) | La Chaux-de-Fonds (La Charrière) | 5 Jul 15 | 44.40 | Vernon NORWOOD (USA) | Des Moines, IA (USA) | 27 Jul |
| 43.74 | Kirani JAMES (GRN) | Lausanne (Pontaise) | 3 Jul 14 | 44.47 | Kirani JAMES (GRN) | Andújar (ESP) | 6 Sep |



RESULTS



400 Metres Men - Round 1

First 3 in each heat (Q) and the next 6 fastest (q) advance to the Semi-Finals

| RECORDS | RESULT NAME | COUNTRY | AGE | VENUE | DATE |
|--------------------------------|--------------------------------|---------|-----|-----------------------------------|-------------|
| World Record WR | 43.03 Wayde VAN NIEKERK | RSA | 24 | Rio de Janeiro (Estádio Olímpico) | 14 Aug 2016 |
| Championships Record CR | 43.18 Michael JOHNSON | USA | 32 | Sevilla (La Cartuja) | 26 Aug 1999 |
| World Leading WL | 43.45 Michael NORMAN | USA | 22 | Torrance, CA (USA) | 20 Apr 2019 |

Area Record **AR**

National Record **NR**

Personal Best **PB**

Season Best **SB**

Heat 1

6

1 October 2019 16:35 START TIME

25° C TEMPERATURE 53 % HUMIDITY

| PLACE | NAME | COUNTRY | DATE OF BIRTH | LANE | RESULT | REACTION | F _n |
|-------|-------------------------------|---------|---------------|------|--------------|-----------|----------------|
| 1 | Machel CEDENIO | TTO | 6 Sep 95 | 3 | 45.26 | Q | 0.211 |
| 2 | Akeem BLOOMFIELD | JAM | 10 Nov 97 | 4 | 45.34 | Q | 0.195 |
| 3 | Thapelo PHORA | RSA | 21 Nov 91 | 8 | 45.45 | Q | 0.178 |
| 4 | Alphas Leken KISHOYIAN | KEN | 1 Jan 94 | 5 | 45.65 | q | 0.190 |
| 5 | Lucas CARVALHO | BRA | 16 Jul 93 | 6 | 46.01 | | 0.170 |
| 6 | Abdalelah HAROUN | QAT | 1 Jan 97 | 2 | 47.76 | SB | 0.194 |
| | Matthew HUDSON-SMITH | GBR | 26 Oct 94 | 7 | DNF | | 0.152 |

Heat 2

6

1 October 2019 16:43 START TIME

25° C TEMPERATURE 53 % HUMIDITY

| PLACE | NAME | COUNTRY | DATE OF BIRTH | LANE | RESULT | REACTION | F _n |
|-------|----------------------------|---------|---------------|------|--------------------|-------------|----------------|
| 1 | Kirani JAMES | GRN | 1 Sep 92 | 2 | 44.94 | Q | 0.140 |
| 2 | Julian Jrummi WALSH | JPN | 18 Sep 96 | 8 | 45.14 | Q PB | 0.151 |
| 3 | Vernon NORWOOD | USA | 10 Apr 92 | 3 | 45.59 | Q | 0.181 |
| 4 | Steven SOLOMON | AUS | 16 May 93 | 7 | 45.82 | q | 0.197 |
| 5 | Derrick MOKALENG | RSA | 18 Jun 97 | 6 | 45.87 [863] | | 0.166 |
| 6 | Luka JANEŽIČ | SLO | 14 Nov 95 | 4 | 46.84 | | 0.194 |
| 7 | Tikie Terry MAEL | VAN | 7 Jun 98 | 5 | 48.52 | PB | 0.176 |

Heat 3

6

1 October 2019 16:51 START TIME

25° C TEMPERATURE 53 % HUMIDITY

| PLACE | NAME | COUNTRY | DATE OF BIRTH | LANE | RESULT | REACTION | F _n |
|-------|-----------------------------|---------|---------------|------|--------------------|----------|----------------|
| 1 | Davide RE | ITA | 16 Mar 93 | 4 | 45.08 [077] | Q | 0.158 |
| 2 | Fred KERLEY | USA | 7 May 95 | 3 | 45.19 | Q | 0.157 |
| 3 | Abbas Abubakar ABBAS | BRN | 17 May 96 | 7 | 45.47 | Q | 0.209 |
| 4 | Mazen AL YASEN | KSA | 8 Jul 96 | 8 | 45.70 | q | 0.168 |
| 5 | Mikhail LITVIN | KAZ | 5 Jan 96 | 2 | 46.28 | | 0.172 |
| 6 | Bachir MAHAMAT | CHA | 1 Dec 96 | 5 | 47.65 | | 0.195 |
| 7 | Jovan STOJOSKI | MKD | 26 Nov 97 | 6 | 47.92 | | 0.178 |

Heat 4

6

1 October 2019 16:59 START TIME

25° C TEMPERATURE 53 % HUMIDITY

| PLACE | NAME | COUNTRY | DATE OF BIRTH | LANE | RESULT | REACTION | F _n |
|-------|-----------------------------------|---------|---------------|------|--------------|-------------|----------------|
| 1 | Michael NORMAN | USA | 3 Dec 97 | 7 | 45.00 | Q | 0.165 |
| 2 | Demish GAYE | JAM | 20 Jan 93 | 5 | 45.02 | Q | 0.206 |
| 3 | Leungo SCOTCH | BOT | 28 Feb 96 | 3 | 45.10 | Q PB | 0.160 |
| 4 | Yousef KARAM | KUW | 15 Jul 93 | 4 | 45.74 | q | 0.150 |
| 5 | Alonzo RUSSELL | BAH | 8 Feb 92 | 2 | 45.91 | | 0.181 |
| 6 | Todiasoa Franck RABEARISON | MAD | 3 Feb 92 | 6 | 46.80 | NR | 0.185 |
| 7 | Moussa ZAROUMEYE | NIG | 2 Jan 85 | 8 | 48.13 | | 0.179 |

RESULTS
400 Metres Men - Round 1

Heat 5 **6**

1 October 2019 17:07 START TIME 25° C TEMPERATURE 53 % HUMIDITY

| PLACE | NAME | COUNTRY | DATE of BIRTH | LANE | RESULT | REACTION | F _n |
|-------|-----------------------|---------|---------------|------|---------------------|----------|----------------|
| 1 | Steven GARDINER | BAH | 12 Sep 95 | 3 | 45.68 | Q | 0.184 |
| 2 | Philip OSEI | CAN | 30 Oct 90 | 5 | 45.87 (.864) | Q | 0.180 |
| 3 | Anthony José ZAMBRANO | COL | 17 Jan 98 | 6 | 45.93 | Q | 0.178 |
| 4 | Ditiro NZAMANI | BOT | 29 Jan 00 | 7 | 46.19 | | 0.226 |
| 5 | Rusheen MCDONALD | JAM | 17 Aug 92 | 2 | 46.21 | | 0.183 |
| 6 | Brandon PARRIS | VIN | 17 Apr 95 | 4 | 47.39 | | 0.148 |
| 7 | Mohammad Jahir RAYHAN | BAN | 25 Apr 01 | 8 | 48.48 | | 0.172 |

Heat 6 **6**

1 October 2019 17:15 START TIME 25° C TEMPERATURE 53 % HUMIDITY

| PLACE | NAME | COUNTRY | DATE of BIRTH | LANE | RESULT | REACTION | F _n |
|-------|-------------------------|---------|---------------|------|---------------------|-----------|----------------|
| 1 | Emmanuel Kipkurui KORIR | KEN | 15 Jun 95 | 7 | 45.08 (.071) | Q | |
| 2 | Jonathan SACOOR | BEL | 1 Sep 99 | 6 | 45.32 | Q | 0.162 |
| 3 | Rabah YOUSIF | GBR | 11 Dec 86 | 5 | 45.40 | Q | 0.160 |
| 4 | Jhon Alejandro PERLAZA | COL | 26 Aug 94 | 8 | 45.62 | q | 0.175 |
| 5 | Nathan STROTHER | USA | 6 Sep 95 | 3 | 45.71 | q | 0.164 |
| 6 | Taha Hussein YASEEN | IRQ | 1 Jan 98 | 4 | 46.58 | | 0.194 |
| 7 | Jessy FRANCO | GIB | 7 Dec 98 | 2 | 47.41 | NR | 0.138 |

ALL-TIME TOP LIST

SEASON TOP LIST

| RESULT | NAME | VENUE | DATE | RESULT | NAME | VENUE | 2019 |
|--------|-------------------------|----------------------------------|-----------|--------|--------------------------|-------------------------------|--------|
| 43.03 | Wayde VAN NIEKERK (RSA) | le Janeiro (Estádio Olímpico) | 14 Aug 16 | 43.45 | Michael NORMAN (USA) | Torrance, CA (USA) | 20 Apr |
| 43.18 | Michael JOHNSON (USA) | Sevilla (La Cartuja) | 26 Aug 99 | 43.64 | Fred KERLEY (USA) | Des Moines, IA (USA) | 27 Jul |
| 43.29 | Butch REYNOLDS (USA) | Zürich (Letzigrund) | 17 Aug 88 | 44.14 | Steven GARDINER (BAH) | Stadion Slaski, Chorzów (POL) | 14 Sep |
| 43.45 | Jeremy WARINER (USA) | Osaka (Nagai Stadium) | 31 Aug 07 | 44.23 | Kahmari MONTGOMERY (USA) | Austin, TX (USA) | 7 Jun |
| 43.45 | Michael NORMAN (USA) | Torrance, CA (USA) | 20 Apr 19 | 44.25 | Stewart TREVOR (USA) | Austin, TX (USA) | 7 Jun |
| 43.50 | Quincy WATTS (USA) | Barcelona (Estadio Olímpico) | 5 Aug 92 | 44.29 | Nathan STROTHER (USA) | Des Moines, IA (USA) | 27 Jul |
| 43.64 | Fred KERLEY (USA) | Des Moines, IA (USA) | 27 Jul 19 | 44.31 | Rai BENJAMIN (USA) | Torrance, CA (USA) | 20 Apr |
| 43.65 | LaShawn MERRITT (USA) | Beijing (National Stadium) | 26 Aug 15 | 44.40 | Akeem BLOOMFIELD (JAM) | London (GBR) | 21 Jul |
| 43.72 | Isaac MAKWALA (BOT) | La Chaux-de-Fonds (La Charrière) | 5 Jul 15 | 44.40 | Vernon NORWOOD (USA) | Des Moines, IA (USA) | 27 Jul |
| 43.74 | Kirani JAMES (GRN) | Lausanne (Pontaise) | 3 Jul 14 | 44.47 | Kirani JAMES (GRN) | Andújar (ESP) | 6 Sep |

RESULTS

800 Metres Men - Final



| RECORDS | RESULT NAME | COUNTRY | AGE | VENUE | DATE |
|--------------------------------|--------------------------------|-------------------------|-----------------------|--------------------------|-------------|
| World Record WR | 1:40.91 David RUDISHA | KEN | 24 | London (Olympic Stadium) | 9 Aug 2012 |
| Championships Record CR | 1:42.34 Donovan BRAZIER | USA | 22 | Doha | 1 Oct 2019 |
| World Leading WL | 1:41.89 Nijel AMOS | BOT | 25 | Monaco (MON) | 12 Jul 2019 |
| Area Record AR | National Record NR | Personal Best PB | Season Best SB | | |

1 October 2019 22:14 START TIME 25° C TEMPERATURE 53 % HUMIDITY

| PLACE | NAME | COUNTRY | DATE OF BIRTH | LANE | RESULT |
|-------|----------------------------------|---------|---------------|------|--------------------------|
| 1 | Donavan BRAZIER | USA | 15 Apr 97 | 4 | 1:42.34 CR |
| 2 | Amel TUKA | BIH | 9 Jan 91 | 5 | 1:43.47 SB |
| 3 | Ferguson Cheruiyot ROTICH | KEN | 30 Nov 89 | 7 | 1:43.82 |
| 4 | Bryce HOPPEL | USA | 5 Sep 97 | 2 | 1:44.25 PB |
| 5 | Wesley VÁZQUEZ | PUR | 27 Mar 94 | 6 | 1:44.48 |
| 6 | Adrián BEN | ESP | 4 Aug 98 | 3 | 1:45.58 |
| 7 | Marco AROP | CAN | 20 Sep 98 | 8 | 1:45.78 |
| 8 | Clayton MURPHY | USA | 26 Feb 95 | 9 | 1:47.84 |

INTERMEDIATE TIMES

| | | | |
|-------|-------------------------|-------|-------------------------|
| 200 m | 23.53 Wesley VÁZQUEZ | 300 m | 36.08 Wesley VÁZQUEZ |
| 400 m | 48.99 Wesley VÁZQUEZ | 500 m | 1:02.25 Wesley VÁZQUEZ |
| 600 m | 1:15.18 Donovan BRAZIER | 700 m | 1:28.41 Donovan BRAZIER |

| ALL-TIME TOP LIST | | | | SEASON TOP LIST | | | |
|-------------------|-------------------------------|---------------------------|-----------|-----------------|---------------------------------|---------------|--------|
| RESULT | NAME | VENUE | DATE | RESULT | NAME | VENUE | 2019 |
| 1:40.91 | David RUDISHA (KEN) | London (Olympic Stadium) | 9 Aug 12 | 1:41.89 | Nijel AMOS (BOT) | Monaco (MON) | 12 Jul |
| 1:41.11 | Wilson KIPKETER (DEN) | Köln | 24 Aug 97 | 1:42.34 | Donavan BRAZIER (USA) | Doha | 1 Oct |
| 1:41.73 | Sebastian COE (GBR) | Firenze (Stadio Comunale) | 10 Jun 81 | 1:42.54 | Ferguson Cheruiyot ROTICH (KEN) | Monaco (MON) | 12 Jul |
| 1:41.73 | Nijel AMOS (BOT) | London (Olympic Stadium) | 9 Aug 12 | 1:43.11 | Timothy CHERUIYOT (KEN) | Nairobi (KEN) | 22 Aug |
| 1:41.77 | Joaquim CRUZ (BRA) | Köln | 26 Aug 84 | 1:43.47 | Amel TUKA (BIH) | Doha | 1 Oct |
| 1:42.05 | Emmanuel Kipkurui KORIR (KEN) | London (GBR) | 22 Jul 18 | 1:43.48 | Wyclife KINYAMAL (KEN) | London (GBR) | 20 Jul |
| 1:42.23 | Abubaker KAKI (SUD) | Oslo (Bislett) | 4 Jun 10 | 1:43.51 | Brandon MCBRIDE (CAN) | Zürich (SUI) | 29 Aug |
| 1:42.28 | Sammy KOSKEI (KEN) | Köln | 26 Aug 84 | 1:43.69 | Emmanuel Kipkurui KORIR (KEN) | Zürich (SUI) | 29 Aug |
| 1:42.34 | Wilfred BUNGEI (KEN) | Rieti | 8 Sep 02 | 1:43.70 | Michael SARUNI (KEN) | Monaco (MON) | 12 Jul |
| 1:42.34 | Donavan BRAZIER (USA) | Doha | 1 Oct 19 | 1:43.74 | Marcin LEWANDOWSKI (POL) | London (GBR) | 20 Jul |

RACE ANALYSIS

800 Metres Men - Final



1 October 2019 22:14 START TIME 25° C TEMPERATURE 53 % HUMIDITY

1 200 m 2 300 m 3 400 m 4 500 m 5 600 m 6 700 m

| 1 Donavan BRAZIER | | | | | | | | | | | |
|-------------------|-----------|---|-----------|---|-----------|---|-------------|---|--------------------|---|--------------------|
| 1 | 23.84 | 2 | 12.46 | 3 | 12.91 | 4 | 13.14 | 5 | 12.83 | 6 | 13.23 |
| | 23.84 (2) | | 36.30 (2) | | 49.21 (2) | | 1:02.35 (2) | | 1:15.18 (1) | | 1:28.41 (1) |

USA 15 Apr 97 **1:42.34** CR

| 2 Amel TUKA | | | | | | | | | | | |
|-------------|-----------|---|-----------|---|-----------|---|-------------|---|-------------|---|-------------|
| 1 | 24.37 | 2 | 12.64 | 3 | 12.88 | 4 | 13.06 | 5 | 13.07 | 6 | 13.52 |
| | 24.37 (5) | | 37.01 (5) | | 49.89 (3) | | 1:02.95 (3) | | 1:16.02 (3) | | 1:29.54 (2) |

BIH 9 Jan 91 **1:43.47** SB

| 3 Ferguson Cheruiyot ROTICH | | | | | | | | | | | |
|-----------------------------|-----------|---|-----------|---|-----------|---|-------------|---|-------------|---|-------------|
| 1 | 24.39 | 2 | 12.89 | 3 | 12.87 | 4 | 13.58 | 5 | 13.19 | 6 | 13.25 |
| | 24.39 (6) | | 37.28 (6) | | 50.15 (6) | | 1:03.73 (6) | | 1:16.92 (5) | | 1:30.17 (4) |

KEN 30 Nov 89 **1:43.82**

| 4 Bryce HOPPEL | | | | | | | | | | | |
|----------------|-----------|---|-----------|---|-----------|---|-------------|---|-------------|---|-------------|
| 1 | 24.71 | 2 | 12.78 | 3 | 12.92 | 4 | 13.49 | 5 | 13.48 | 6 | 13.69 |
| | 24.71 (7) | | 37.49 (7) | | 50.41 (7) | | 1:03.90 (7) | | 1:17.38 (7) | | 1:31.07 (6) |

USA 5 Sep 97 **1:44.25** PB

| 5 Wesley VÁZQUEZ | | | | | | | | | | | |
|------------------|------------------|---|------------------|---|------------------|---|--------------------|---|-------------|---|-------------|
| 1 | 23.53 | 2 | 12.55 | 3 | 12.91 | 4 | 13.26 | 5 | 13.43 | 6 | 13.86 |
| | 23.53 (1) | | 36.08 (1) | | 48.99 (1) | | 1:02.25 (1) | | 1:15.68 (2) | | 1:29.54 (3) |

PUR 27 Mar 94 **1:44.48**

| 6 Adrián BEN | | | | | | | | | | | |
|--------------|-----------|---|-----------|---|-----------|---|-------------|---|-------------|---|-------------|
| 1 | 25.30 | 2 | 12.89 | 3 | 13.37 | 4 | 13.64 | 5 | 13.61 | 6 | 13.25 |
| | 25.30 (8) | | 38.19 (8) | | 51.56 (8) | | 1:05.20 (8) | | 1:18.81 (8) | | 1:32.06 (8) |

ESP 4 Aug 98 **1:45.58**

| 7 Marco AROP | | | | | | | | | | | |
|--------------|-----------|---|-----------|---|-----------|---|-------------|---|-------------|---|-------------|
| 1 | 24.02 | 2 | 12.63 | 3 | 13.24 | 4 | 13.48 | 5 | 13.48 | 6 | 14.07 |
| | 24.02 (3) | | 36.65 (3) | | 49.89 (4) | | 1:03.37 (4) | | 1:16.85 (4) | | 1:30.92 (5) |

CAN 20 Sep 98 **1:45.78**

| 8 Clayton MURPHY | | | | | | | | | | | |
|------------------|-----------|---|-----------|---|-----------|---|-------------|---|-------------|---|-------------|
| 1 | 24.18 | 2 | 12.64 | 3 | 13.27 | 4 | 13.45 | 5 | 13.62 | 6 | 14.19 |
| | 24.18 (4) | | 36.82 (4) | | 50.09 (5) | | 1:03.54 (5) | | 1:17.16 (6) | | 1:31.35 (7) |

USA 26 Feb 95 **1:47.84**

RESULT PROGRESSION

800 Metres Men - Final



| RECORDS | RESULT NAME | COUNTRY | AGE | VENUE | DATE |
|--------------------------------|--------------------------------|-------------------------|-----------------------|--------------------------|-------------|
| World Record WR | 1:40.91 David RUDISHA | KEN | 24 | London (Olympic Stadium) | 9 Aug 2012 |
| Championships Record CR | 1:42.34 Donovan BRAZIER | USA | 22 | Doha | 1 Oct 2019 |
| World Leading WL | 1:41.89 Nijel AMOS | BOT | 25 | Monaco (MON) | 12 Jul 2019 |
| Area Record AR | National Record NR | Personal Best PB | Season Best SB | | |

1 October 2019

| RANK | BIB | NAME | COUNTRY | DATE of BIRTH | PHASE | HEAT | LANE | PLACE | RESULT | |
|------|-----|---------------------------|---------|---------------|------------|------|------|-------|------------------|-----------|
| 1 | | Donavan BRAZIER | USA | 15 Apr 97 | Final | 1 | 4 | 1 | 1:42.34 | CR |
| | | | | | Semi-Final | 2 | 5 | 4 | 1:44.87 Q | |
| | | | | | Round 1 | 1 | 4 | 12 | 1:46.04 Q | |
| 2 | | Amel TUKA | BIH | 9 Jan 91 | Final | 1 | 5 | 2 | 1:43.47 | SB |
| | | | | | Semi-Final | 3 | 5 | 11 | 1:45.63 Q | |
| | | | | | Round 1 | 6 | 3 | 6 | 1:45.62 Q | |
| 3 | | Ferguson Cheruiyot ROTICH | KEN | 30 Nov 89 | Final | 1 | 7 | 3 | 1:43.82 | |
| | | | | | Semi-Final | 1 | 4 | 2 | 1:44.20 Q | |
| | | | | | Round 1 | 4 | 7 | 10 | 1:45.98 Q | |
| 4 | | Bryce HOPPEL | USA | 5 Sep 97 | Final | 1 | 2 | 4 | 1:44.25 | PB |
| | | | | | Semi-Final | 3 | 4 | 14 | 1:45.95 Q | |
| | | | | | Round 1 | 4 | 8 | 11 | 1:46.01 Q | |
| 5 | | Wesley VÁZQUEZ | PUR | 27 Mar 94 | Final | 1 | 6 | 5 | 1:44.48 | |
| | | | | | Semi-Final | 1 | 7 | 1 | 1:43.96 Q | |
| | | | | | Round 1 | 5 | 6 | 3 | 1:45.47 Q | |
| 6 | | Adrián BEN | ESP | 4 Aug 98 | Final | 1 | 3 | 6 | 1:45.58 | |
| | | | | | Semi-Final | 1 | 2 | 5 | 1:44.97 q | PB |
| | | | | | Round 1 | 2 | 3 | 17 | 1:46.12 Q | |
| 7 | | Marco AROP | CAN | 20 Sep 98 | Final | 1 | 8 | 7 | 1:45.78 | |
| | | | | | Semi-Final | 2 | 6 | 6 | 1:45.07 Q | |
| | | | | | Round 1 | 1 | 3 | 16 | 1:46.12 Q | |
| 8 | | Clayton MURPHY | USA | 26 Feb 95 | Final | 1 | 9 | 8 | 1:47.84 | |
| | | | | | Semi-Final | 1 | 5 | 3 | 1:44.48 q | |
| | | | | | Round 1 | 6 | 4 | 5 | 1:45.62 Q | |

| ALL-TIME TOP LIST | | | | SEASON TOP LIST | | | |
|-------------------|-------------------------------|---------------------------|-----------|-----------------|---------------------------------|---------------|--------|
| RESULT | NAME | VENUE | DATE | RESULT | NAME | VENUE | 2019 |
| 1:40.91 | David RUDISHA (KEN) | London (Olympic Stadium) | 9 Aug 12 | 1:41.89 | Nijel AMOS (BOT) | Monaco (MON) | 12 Jul |
| 1:41.11 | Wilson KIPKETER (DEN) | Köln | 24 Aug 97 | 1:42.34 | Donavan BRAZIER (USA) | Doha | 1 Oct |
| 1:41.73 | Sebastian COE (GBR) | Firenze (Stadio Comunale) | 10 Jun 81 | 1:42.54 | Ferguson Cheruiyot ROTICH (KEN) | Monaco (MON) | 12 Jul |
| 1:41.73 | Nijel AMOS (BOT) | London (Olympic Stadium) | 9 Aug 12 | 1:43.11 | Timothy CHERUIYOT (KEN) | Nairobi (KEN) | 22 Aug |
| 1:41.77 | Joaquim CRUZ (BRA) | Köln | 26 Aug 84 | 1:43.47 | Amel TUKA (BIH) | Doha | 1 Oct |
| 1:42.05 | Emmanuel Kipkurui KORIR (KEN) | London (GBR) | 22 Jul 18 | 1:43.48 | Wyclife KINYAMAL (KEN) | London (GBR) | 20 Jul |
| 1:42.23 | Abubaker KAKI (SUD) | Oslo (Bislett) | 4 Jun 10 | 1:43.51 | Brandon MCBRIDE (CAN) | Zürich (SUI) | 29 Aug |
| 1:42.28 | Sammy KOSKEI (KEN) | Köln | 26 Aug 84 | 1:43.69 | Emmanuel Kipkurui KORIR (KEN) | Zürich (SUI) | 29 Aug |
| 1:42.34 | Wilfred BUNGEI (KEN) | Rieti | 8 Sep 02 | 1:43.70 | Michael SARUNI (KEN) | Monaco (MON) | 12 Jul |
| 1:42.34 | Donavan BRAZIER (USA) | Doha | 1 Oct 19 | 1:43.74 | Marcin LEWANDOWSKI (POL) | London (GBR) | 20 Jul |

SUMMARY



800 Metres Men - Semi-Final

First 2 in each heat (Q) and the next 2 fastest (q) advance to the Final

| RECORDS | RESULT | NAME | COUNTRY | AGE | VENUE | DATE |
|--------------------------------|---------|---------------------------|---------|-------------------------|--------------------------|-----------------------|
| World Record WR | 1:40.91 | David RUDISHA | KEN | 24 | London (Olympic Stadium) | 9 Aug 2012 |
| Championships Record CR | 1:43.06 | Billy KONCHELLAH | KEN | 26 | Roma (Stadio Olimpico) | 1 Sep 1987 |
| World Leading WL | 1:41.89 | Nijel AMOS | BOT | 25 | Monaco (MON) | 12 Jul 2019 |
| Area Record AR | | National Record NR | | Personal Best PB | | Season Best SB |

29 September 2019

| RANK | PLACE | HEAT | LANE | BIB | NAME | COUNTRY | DATE of BIRTH | RESULT | |
|------|-------|------|------|-----|---------------------------|---------|---------------|---------|-------------|
| 1 | 1 | 1 | 7 | | Wesley VÁZQUEZ | PUR | 27 Mar 94 | 1:43.96 | Q |
| 2 | 2 | 1 | 4 | | Ferguson Cheruiyot ROTICH | KEN | 30 Nov 89 | 1:44.20 | Q |
| 3 | 3 | 1 | 5 | | Clayton MURPHY | USA | 26 Feb 95 | 1:44.48 | q |
| 4 | 1 | 2 | 5 | | Donavan BRAZIER | USA | 15 Apr 97 | 1:44.87 | Q |
| 5 | 4 | 1 | 2 | | Adrián BEN | ESP | 4 Aug 98 | 1:44.97 | q PB |
| 6 | 2 | 2 | 6 | | Marco AROP | CAN | 20 Sep 98 | 1:45.07 | Q |
| 7 | 5 | 1 | 8 | | Elliot GILES | GBR | 26 May 94 | 1:45.15 | |
| 8 | 3 | 2 | 4 | | Emmanuel Kipkurui KORIR | KEN | 15 Jun 95 | 1:45.19 | |
| 9 | 6 | 1 | 9 | | Adam KSZCZOT | POL | 2 Sep 89 | 1:45.22 | |
| 10 | 4 | 2 | 2 | | Brannon KIDDER | USA | 18 Nov 93 | 1:45.62 | |
| 11 | 1 | 3 | 5 | | Amel TUKA | BIH | 9 Jan 91 | 1:45.63 | Q |
| 12 | 5 | 2 | 9 | | Mostafa SMAILI | MAR | 9 Jan 97 | 1:45.78 | |
| 13 | 7 | 1 | 3 | | Abdessalem AYOUNI | TUN | 16 May 94 | 1:45.80 | |
| 14 | 2 | 3 | 4 | | Bryce HOPPEL | USA | 5 Sep 97 | 1:45.95 | Q |
| 15 | 6 | 2 | 8 | | Tshepo TSHITE | RSA | 5 Jan 97 | 1:46.08 | |
| 16 | 3 | 3 | 3 | | Álvaro DE ARRIBA | ESP | 2 Jun 94 | 1:46.09 | |
| 17 | 7 | 2 | 3 | | Yassine HETHAT | ALG | 30 Aug 91 | 1:46.15 | |
| 18 | 4 | 3 | 7 | | Brandon MCBRIDE | CAN | 15 Jun 94 | 1:46.21 | |
| 19 | 5 | 3 | 8 | | Kyle LANGFORD | GBR | 2 Feb 96 | 1:46.41 | |
| 20 | 6 | 3 | 6 | | Ngeno KIPNGETICH | KEN | 17 Aug 00 | 1:46.61 | |
| 21 | 8 | 1 | 6 | | Abubaker Haydar ABDALLA | QAT | 28 Aug 96 | 1:46.87 | |
| 22 | 7 | 3 | 9 | | Pierre-Ambroise BOSSE | FRA | 11 May 92 | 1:47.60 | |
| 23 | 8 | 2 | 7 | | Jamie WEBB | GBR | 1 Jun 94 | 1:48.44 | |
| | | 3 | 2 | | Oussama NABIL | MAR | 18 Feb 96 | DQ | 163.2(b) |

NOTE IAAF Rule 163.2(b) - Jostling / Obstruction

| ALL-TIME TOP LIST | | | | SEASON TOP LIST | | | |
|-------------------|-------------------------------|------------------------------|-----------|-----------------|---------------------------------|---------------|--------|
| RESULT | NAME | VENUE | DATE | RESULT | NAME | VENUE | 2019 |
| 1:40.91 | David RUDISHA (KEN) | London (Olympic Stadium) | 9 Aug 12 | 1:41.89 | Nijel AMOS (BOT) | Monaco (MON) | 12 Jul |
| 1:41.11 | Wilson KIPKETER (DEN) | Köln | 24 Aug 97 | 1:42.54 | Ferguson Cheruiyot ROTICH (KEN) | Monaco (MON) | 12 Jul |
| 1:41.73 | Sebastian COE (GBR) | Firenze (Stadio Comunale) | 10 Jun 81 | 1:42.70 | Donavan BRAZIER (USA) | Zürich (SUI) | 29 Aug |
| 1:41.73 | Nijel AMOS (BOT) | London (Olympic Stadium) | 9 Aug 12 | 1:43.11 | Timothy CHERUIYOT (KEN) | Nairobi (KEN) | 22 Aug |
| 1:41.77 | Joaquim CRUZ (BRA) | Köln | 26 Aug 84 | 1:43.48 | Wyclife KINYAMAL (KEN) | London (GBR) | 20 Jul |
| 1:42.05 | Emmanuel Kipkurui KORIR (KEN) | London (GBR) | 22 Jul 18 | 1:43.51 | Brandon MCBRIDE (CAN) | Zürich (SUI) | 29 Aug |
| 1:42.23 | Abubaker KAKI (SUD) | Oslo (Bislett) | 4 Jun 10 | 1:43.62 | Amel TUKA (BIH) | Monaco (MON) | 12 Jul |
| 1:42.28 | Sammy KOSKEI (KEN) | Köln | 26 Aug 84 | 1:43.69 | Emmanuel Kipkurui KORIR (KEN) | Zürich (SUI) | 29 Aug |
| 1:42.34 | Wilfred BUNGEI (KEN) | Rieti | 8 Sep 02 | 1:43.70 | Michael SARUNI (KEN) | Monaco (MON) | 12 Jul |
| 1:42.37 | Mohammed AMAN (ETH) | Bruxelles (Boudewijnstadion) | 6 Sep 13 | 1:43.74 | Marcin LEWANDOWSKI (POL) | London (GBR) | 20 Jul |

RACE ANALYSIS



800 Metres Men - Semi-Final

First 2 in each heat (Q) and the next 2 fastest (q) advance to the Final

Heat 3

3

29 September 2019 22:15 START TIME

TEMPERATURE 71 %
HUMIDITY

1 200 m 2 300 m 3 400 m 4 500 m 5 600 m 6 700 m

| 1 Amel TUKA | | | | | | | BIH | 9 Jan 91 | 1:45.63 | | | | | |
|-------------------------|------------------|---|------------------|---|------------------|---|--------------------|-----------|--------------------|---|--------------------|--|--|--|
| 1 | 24.96 | 2 | 14.06 | 3 | 14.21 | 4 | 13.88 | 5 | 12.80 | 6 | 12.46 | | | |
| | 24.96 (3) | | 39.02 (2) | | 53.23 (3) | | 1:07.11 (3) | | 1:19.91 (2) | | 1:32.37 (1) | | | |
| 2 Bryce HOPPEL | | | | | | | USA | 5 Sep 97 | 1:45.95 | | | | | |
| 1 | 25.16 | 2 | 14.33 | 3 | 13.66 | 4 | 13.91 | 5 | 13.03 | 6 | 12.79 | | | |
| | 25.16 (6) | | 39.49 (7) | | 53.15 (2) | | 1:07.06 (2) | | 1:20.09 (4) | | 1:32.88 (4) | | | |
| 3 Álvaro DE ARRIBA | | | | | | | ESP | 2 Jun 94 | 1:46.09 | | | | | |
| 1 | 25.63 | 2 | 14.06 | 3 | 14.02 | 4 | 13.85 | 5 | 12.78 | 6 | 12.82 | | | |
| | 25.63 (8) | | 39.69 (8) | | 53.71 (8) | | 1:07.56 (8) | | 1:20.34 (6) | | 1:33.16 (7) | | | |
| 4 Brandon MCBRIDE | | | | | | | CAN | 15 Jun 94 | 1:46.21 | | | | | |
| 1 | 24.84 | 2 | 14.25 | 3 | 14.20 | 4 | 13.92 | 5 | 12.62 | 6 | 12.75 | | | |
| | 24.84 (2) | | 39.09 (3) | | 53.29 (4) | | 1:07.21 (4) | | 1:19.83 (1) | | 1:32.58 (2) | | | |
| 5 Kyle LANGFORD | | | | | | | GBR | 2 Feb 96 | 1:46.41 | | | | | |
| 1 | 25.06 | 2 | 14.13 | 3 | 14.29 | 4 | 13.89 | 5 | 13.00 | 6 | 12.71 | | | |
| | 25.06 (5) | | 39.19 (5) | | 53.48 (7) | | 1:07.37 (7) | | 1:20.37 (7) | | 1:33.08 (6) | | | |
| 6 Ngeno KIPNGETICH | | | | | | | KEN | 17 Aug 00 | 1:46.61 | | | | | |
| 1 | 24.76 | 2 | 14.15 | 3 | 14.18 | 4 | 13.94 | 5 | 13.12 | 6 | 12.87 | | | |
| | 24.76 (1) | | 38.91 (1) | | 53.09 (1) | | 1:07.03 (1) | | 1:20.15 (5) | | 1:33.02 (5) | | | |
| 7 Pierre-Ambroise BOSSE | | | | | | | FRA | 11 May 92 | 1:47.60 | | | | | |
| 1 | 24.98 | 2 | 14.33 | 3 | 14.06 | 4 | 13.93 | 5 | 12.69 | 6 | 12.72 | | | |
| | 24.98 (4) | | 39.31 (6) | | 53.37 (5) | | 1:07.30 (5) | | 1:19.99 (3) | | 1:32.71 (3) | | | |
| Oussama NABIL | | | | | | | MAR | 18 Feb 96 | DQ 163.2(b) | | | | | |
| 1 | 25.42 | 2 | 13.75 | 3 | 14.27 | 4 | 13.88 | 5 | 13.05 | 6 | 12.91 | | | |
| | 25.42 (7) | | 39.17 (4) | | 53.44 (6) | | 1:07.32 (6) | | 1:20.37 (8) | | 1:33.28 (8) | | | |

NOTE IAAF Rule 163.2(b) - Jostling / Obstruction

RESULTS



800 Metres Men - Semi-Final

First 2 in each heat (Q) and the next 2 fastest (q) advance to the Final

| RECORDS | RESULT NAME | COUNTRY | AGE | VENUE | DATE |
|--------------------------------|---------------------------|-------------------------|-----------------------|--------------------------|-------------|
| World Record WR | 1:40.91 David RUDISHA | KEN | 24 | London (Olympic Stadium) | 9 Aug 2012 |
| Championships Record CR | 1:43.06 Billy KONCHELLAH | KEN | 26 | Roma (Stadio Olimpico) | 1 Sep 1987 |
| World Leading WL | 1:41.89 Nijel AMOS | BOT | 25 | Monaco (MON) | 12 Jul 2019 |
| Area Record AR | National Record NR | Personal Best PB | Season Best SB | | |

| | | | | | |
|---------------|----------|--------------------------|-------------------------|--------------------------|----------------------|
| Heat 1 | 3 | 29 September 2019 | 21:55 START TIME | 24° C TEMPERATURE | 71 % HUMIDITY |
|---------------|----------|--------------------------|-------------------------|--------------------------|----------------------|

| PLACE | NAME | COUNTRY | DATE OF BIRTH | LANE | RESULT |
|-------|----------------------------------|---------|---------------|------|----------------------------|
| 1 | Wesley VÁZQUEZ | PUR | 27 Mar 94 | 7 | 1:43.96 Q |
| 2 | Ferguson Cheruiyot ROTICH | KEN | 30 Nov 89 | 4 | 1:44.20 Q |
| 3 | Clayton MURPHY | USA | 26 Feb 95 | 5 | 1:44.48 q |
| 4 | Adrián BEN | ESP | 4 Aug 98 | 2 | 1:44.97 q PB |
| 5 | Elliot GILES | GBR | 26 May 94 | 8 | 1:45.15 |
| 6 | Adam KSZCZOT | POL | 2 Sep 89 | 9 | 1:45.22 |
| 7 | Abdessalem AYOUNI | TUN | 16 May 94 | 3 | 1:45.80 |
| 8 | Abubaker Haydar ABDALLA | QAT | 28 Aug 96 | 6 | 1:46.87 |

| INTERMEDIATE TIMES | | | | | |
|--------------------|---------|-------------------------|-------|---------|-------------------------|
| 200 m | 23.11 | Abubaker Haydar ABDALLA | 300 m | 35.68 | Abubaker Haydar ABDALLA |
| 400 m | 48.72 | Abubaker Haydar ABDALLA | 500 m | 1:02.24 | Abubaker Haydar ABDALLA |
| 600 m | 1:15.81 | Wesley VÁZQUEZ | 700 m | 1:29.53 | Wesley VÁZQUEZ |

| | | | | | |
|---------------|----------|--------------------------|-------------------------|--------------------------|----------------------|
| Heat 2 | 3 | 29 September 2019 | 22:05 START TIME | 24° C TEMPERATURE | 71 % HUMIDITY |
|---------------|----------|--------------------------|-------------------------|--------------------------|----------------------|

| PLACE | NAME | COUNTRY | DATE OF BIRTH | LANE | RESULT |
|-------|--------------------------------|---------|---------------|------|------------------|
| 1 | Donavan BRAZIER | USA | 15 Apr 97 | 5 | 1:44.87 Q |
| 2 | Marco AROP | CAN | 20 Sep 98 | 6 | 1:45.07 Q |
| 3 | Emmanuel Kipkurui KORIR | KEN | 15 Jun 95 | 4 | 1:45.19 |
| 4 | Brannon KIDDER | USA | 18 Nov 93 | 2 | 1:45.62 |
| 5 | Mostafa SMAILI | MAR | 9 Jan 97 | 9 | 1:45.78 |
| 6 | Tshepo TSHITE | RSA | 5 Jan 97 | 8 | 1:46.08 |
| 7 | Yassine HETHAT | ALG | 30 Aug 91 | 3 | 1:46.15 |
| 8 | Jamie WEBB | GBR | 1 Jun 94 | 7 | 1:48.44 |

| INTERMEDIATE TIMES | | | | | |
|--------------------|---------|-----------------|-------|---------|------------|
| 200 m | 24.72 | Marco AROP | 300 m | 38.52 | Marco AROP |
| 400 m | 52.17 | Marco AROP | 500 m | 1:05.73 | Marco AROP |
| 600 m | 1:18.59 | Donavan BRAZIER | 700 m | 1:31.60 | Marco AROP |

| | | | | | |
|---------------|----------|--------------------------|-------------------------|--------------------------|----------------------|
| Heat 3 | 3 | 29 September 2019 | 22:15 START TIME | 24° C TEMPERATURE | 71 % HUMIDITY |
|---------------|----------|--------------------------|-------------------------|--------------------------|----------------------|

| PLACE | NAME | COUNTRY | DATE OF BIRTH | LANE | RESULT |
|-------|------------------------------|---------|---------------|------|--------------------|
| 1 | Amel TUKA | BIH | 9 Jan 91 | 5 | 1:45.63 Q |
| 2 | Bryce HOPPEL | USA | 5 Sep 97 | 4 | 1:45.95 Q |
| 3 | Álvaro DE ARRIBA | ESP | 2 Jun 94 | 3 | 1:46.09 |
| 4 | Brandon MCBRIDE | CAN | 15 Jun 94 | 7 | 1:46.21 |
| 5 | Kyle LANGFORD | GBR | 2 Feb 96 | 8 | 1:46.41 |
| 6 | Ngeno KIPNGETICH | KEN | 17 Aug 00 | 6 | 1:46.61 |
| 7 | Pierre-Ambroise BOSSE | FRA | 11 May 92 | 9 | 1:47.60 |
| | Oussama NABIL | MAR | 18 Feb 96 | 2 | DQ 163.2(b) |

NOTE IAAF Rule 163.2(b) - Jostling / Obstruction

| INTERMEDIATE TIMES | | | | | |
|--------------------|---------|------------------|-------|---------|------------------|
| 200 m | 24.76 | Ngeno KIPNGETICH | 300 m | 38.91 | Ngeno KIPNGETICH |
| 400 m | 53.09 | Ngeno KIPNGETICH | 500 m | 1:07.03 | Ngeno KIPNGETICH |
| 600 m | 1:19.83 | Brandon MCBRIDE | 700 m | 1:32.37 | Amel TUKA |

RESULTS
800 Metres Men - Semi-Final

| ALL-TIME TOP LIST | | | | SEASON TOP LIST | | | |
|-------------------|-------------------------------|------------------------------|-----------|-----------------|---------------------------------|---------------|--------|
| RESULT | NAME | VENUE | DATE | RESULT | NAME | VENUE | 2019 |
| 1:40.91 | David RUDISHA (KEN) | London (Olympic Stadium) | 9 Aug 12 | 1:41.89 | Nijel AMOS (BOT) | Monaco (MON) | 12 Jul |
| 1:41.11 | Wilson KIPKETER (DEN) | Köln | 24 Aug 97 | 1:42.54 | Ferguson Cheruiyot ROTICH (KEN) | Monaco (MON) | 12 Jul |
| 1:41.73 | Sebastian COE (GBR) | Firenze (Stadio Comunale) | 10 Jun 81 | 1:42.70 | Donavan BRAZIER (USA) | Zürich (SUI) | 29 Aug |
| 1:41.73 | Nijel AMOS (BOT) | London (Olympic Stadium) | 9 Aug 12 | 1:43.11 | Timothy CHERUIYOT (KEN) | Nairobi (KEN) | 22 Aug |
| 1:41.77 | Joaquim CRUZ (BRA) | Köln | 26 Aug 84 | 1:43.48 | Wyclife KINYAMAL (KEN) | London (GBR) | 20 Jul |
| 1:42.05 | Emmanuel Kipkurui KORIR (KEN) | London (GBR) | 22 Jul 18 | 1:43.51 | Brandon MCBRIDE (CAN) | Zürich (SUI) | 29 Aug |
| 1:42.23 | Abubaker KAKI (SUD) | Oslo (Bislett) | 4 Jun 10 | 1:43.62 | Amel TUKA (BIH) | Monaco (MON) | 12 Jul |
| 1:42.28 | Sammy KOSKEI (KEN) | Köln | 26 Aug 84 | 1:43.69 | Emmanuel Kipkurui KORIR (KEN) | Zürich (SUI) | 29 Aug |
| 1:42.34 | Wilfred BUNGEI (KEN) | Rieti | 8 Sep 02 | 1:43.70 | Michael SARUNI (KEN) | Monaco (MON) | 12 Jul |
| 1:42.37 | Mohammed AMAN (ETH) | Bruxelles (Boudewijnstadion) | 6 Sep 13 | 1:43.74 | Marcin LEWANDOWSKI (POL) | London (GBR) | 20 Jul |

SUMMARY



800 Metres Men - Round 1

First 3 in each heat (Q) and the next 6 fastest (q) advance to the Semi-Finals

| RECORDS | RESULT | NAME | COUNTRY | AGE | VENUE | DATE |
|--------------------------------|---------|---------------------------|---------|-------------------------|--------------------------|-----------------------|
| World Record WR | 1:40.91 | David RUDISHA | KEN | 24 | London (Olympic Stadium) | 9 Aug 2012 |
| Championships Record CR | 1:43.06 | Billy KONCHELLAH | KEN | 26 | Roma (Stadio Olimpico) | 1 Sep 1987 |
| World Leading WL | 1:41.89 | Nijel AMOS | BOT | 25 | Monaco (MON) | 12 Jul 2019 |
| Area Record AR | | National Record NR | | Personal Best PB | | Season Best SB |

28 September 2019

| RANK | PLACE | HEAT | LANE | BIB | NAME | COUNTRY | DATE of BIRTH | RESULT | |
|------|-------|------|------|-----|---------------------------|---------|---------------|-----------------------|-----------|
| 1 | 1 | 5 | 5 | | Emmanuel Kipkurui KORIR | KEN | 15 Jun 95 | 1:45.16 | Q |
| 2 | 2 | 5 | 3 | | Mostafa SMAILI | MAR | 9 Jan 97 | 1:45.27 | Q |
| 3 | 3 | 5 | 6 | | Wesley VÁZQUEZ | PUR | 27 Mar 94 | 1:45.47 | Q |
| 4 | 1 | 6 | 5 | | Elliot GILES | GBR | 26 May 94 | 1:45.53 | Q |
| 5 | 2 | 6 | 4 | | Clayton MURPHY | USA | 26 Feb 95 | 1:45.62 (.611) | Q |
| 6 | 3 | 6 | 3 | | Amel TUKA | BIH | 9 Jan 91 | 1:45.62 (.616) | Q |
| 7 | 4 | 6 | 9 | | Álvaro DE ARRIBA | ESP | 2 Jun 94 | 1:45.67 (.666) | q |
| 7 | 4 | 5 | 8 | | Yassine HETHAT | ALG | 30 Aug 91 | 1:45.67 (.666) | q |
| 9 | 1 | 3 | 3 | | Brandon MCBRIDE | CAN | 15 Jun 94 | 1:45.96 | Q |
| 10 | 1 | 4 | 7 | | Ferguson Cheruiyot ROTICH | KEN | 30 Nov 89 | 1:45.98 | Q |
| 11 | 2 | 4 | 8 | | Bryce HOPPEL | USA | 5 Sep 97 | 1:46.01 | Q |
| 12 | 1 | 1 | 4 | | Donavan BRAZIER | USA | 15 Apr 97 | 1:46.04 | Q |
| 13 | 1 | 2 | 8 | | Ngeno KIPNGETICH | KEN | 17 Aug 00 | 1:46.07 | Q |
| 14 | 3 | 4 | 6 | | Abdessalem AYOUNI | TUN | 16 May 94 | 1:46.09 | Q |
| 15 | 2 | 3 | 8 | | Abubaker Haydar ABDALLA | QAT | 28 Aug 96 | 1:46.11 | Q |
| 16 | 2 | 1 | 3 | | Marco AROP | CAN | 20 Sep 98 | 1:46.12 (.113) | Q |
| 17 | 2 | 2 | 3 | | Adrián BEN | ESP | 4 Aug 98 | 1:46.12 (.117) | Q |
| 18 | 3 | 3 | 4 | | Pierre-Ambroise BOSSE | FRA | 11 May 92 | 1:46.14 (.138) | Q |
| 18 | 5 | 5 | 9 | | Kyle LANGFORD | GBR | 2 Feb 96 | 1:46.14 (.138) | q |
| 20 | 4 | 4 | 5 | | Oussama NABIL | MAR | 18 Feb 96 | 1:46.17 | q |
| 21 | 5 | 4 | 4 | | Adam KSZCZOT | POL | 2 Sep 89 | 1:46.20 | q |
| 22 | 3 | 2 | 2 | | Jamie WEBB | GBR | 1 Jun 94 | 1:46.23 | Q |
| 23 | 4 | 2 | 4 | | Brannon KIDDER | USA | 18 Nov 93 | 1:46.29 | q |
| 24 | 5 | 2 | 6 | | Jamal HAIRANE | QAT | 26 May 93 | 1:46.40 | |
| 25 | 6 | 4 | 3 | | Mohamed BELBACHIR | ALG | 11 Jan 94 | 1:46.52 | |
| 26 | 3 | 1 | 7 | | Tshepo TSHITE | RSA | 5 Jan 97 | 1:46.54 | Q |
| 27 | 4 | 3 | 5 | | Mouad ZAHAFI | MAR | 9 May 98 | 1:46.56 | |
| 28 | 4 | 1 | 8 | | Andreas KRAMER | SWE | 13 Apr 97 | 1:46.74 | |
| 29 | 5 | 6 | 2 | | Andrés ARROYO | PUR | 7 Jun 95 | 1:46.75 | |
| 30 | 5 | 1 | 2 | | Lucirio GARRIDO | VEN | 8 Apr 92 | 1:46.89 | |
| 31 | 5 | 3 | 6 | | Peter BOL | AUS | 22 Feb 94 | 1:46.92 | |
| 32 | 7 | 4 | 2 | | Mark ENGLISH | IRL | 18 Mar 93 | 1:47.25 | |
| 33 | 6 | 2 | 5 | | Marc REUTHER | GER | 23 Jun 96 | 1:47.31 | |
| 34 | 6 | 6 | 8 | | Edose IBADIN | NGR | 27 Feb 93 | 1:47.91 | |
| 35 | 7 | 6 | 6 | | Musa HAJDARI | KOS | 10 Nov 87 | 1:47.98 | |
| 36 | 6 | 5 | 7 | | Quamel PRINCE | GUY | 20 Apr 94 | 1:48.41 | |
| 37 | 6 | 3 | 9 | | Pol MOYA | AND | 9 Dec 96 | 1:48.52 | |
| 38 | 6 | 1 | 5 | | Mariano GARCÍA | ESP | 25 Sep 97 | 1:49.08 | |
| 39 | 7 | 1 | 6 | | Luke MATHEWS | AUS | 21 Jun 95 | 1:50.16 | |
| 40 | 7 | 5 | 2 | | Mohammed AL-SULEIMANI | OMA | 29 Mar 01 | 1:50.91 | PB |

SUMMARY
800 Metres Men - Round 1

28 September 2019

| RANK | PLACE | HEAT | LANE | BIB | NAME | COUNTRY | DATE of BIRTH | RESULT | |
|------|-------|------|------|-----|----------------------------|---------|---------------|----------------|-------|
| 41 | 8 | 5 | 4 | | Benjamin ENZEMA | GEQ | 25 Mar 89 | 1:51.69 | SB |
| 42 | 7 | 3 | 2 | | Ryan SÁNCHEZ | PUR | 22 Jun 98 | 1:54.46 | |
| 43 | 8 | 1 | 9 | | Min Min ZAW | MYA | 7 Jul 01 | 1:56.85 | SB |
| 44 | 8 | 3 | 7 | | Roberto BELO AMARAL SOARES | TLS | 13 May 02 | 2:02.43 | |
| | | 6 | 7 | | Samer Ali Saleh AL JOHAR | JOR | 18 Jul 01 | DQ | 163.5 |
| | | 2 | 7 | | Nijel AMOS | BOT | 15 Mar 94 | DNS | |

NOTE IAAF Rule 163.5 - Leaving the lane before the breakline

| ALL-TIME TOP LIST | | | | | SEASON TOP LIST | | | |
|-------------------|-------------------------------|------------------------------|-----------|--|-----------------|---------------------------------|---------------|--------|
| RESULT | NAME | VENUE | DATE | | RESULT | NAME | VENUE | 2019 |
| 1:40.91 | David RUDISHA (KEN) | London (Olympic Stadium) | 9 Aug 12 | | 1:41.89 | Nijel AMOS (BOT) | Monaco (MON) | 12 Jul |
| 1:41.11 | Wilson KIPKETER (DEN) | Köln | 24 Aug 97 | | 1:42.54 | Ferguson Cheruiyot ROTICH (KEN) | Monaco (MON) | 12 Jul |
| 1:41.73 | Sebastian COE (GBR) | Firenze (Stadio Comunale) | 10 Jun 81 | | 1:42.70 | Donavan BRAZIER (USA) | Zürich (SUI) | 29 Aug |
| 1:41.73 | Nijel AMOS (BOT) | London (Olympic Stadium) | 9 Aug 12 | | 1:43.11 | Timothy CHERUIYOT (KEN) | Nairobi (KEN) | 22 Aug |
| 1:41.77 | Joaquim CRUZ (BRA) | Köln | 26 Aug 84 | | 1:43.48 | Wyclife KINYAMAL (KEN) | London (GBR) | 20 Jul |
| 1:42.05 | Emmanuel Kipkurui KORIR (KEN) | London (GBR) | 22 Jul 18 | | 1:43.51 | Brandon MCBRIDE (CAN) | Zürich (SUI) | 29 Aug |
| 1:42.23 | Abubaker KAKI (SUD) | Oslo (Bislett) | 4 Jun 10 | | 1:43.62 | Amel TUKA (BIH) | Monaco (MON) | 12 Jul |
| 1:42.28 | Sammy KOSKEI (KEN) | Köln | 26 Aug 84 | | 1:43.69 | Emmanuel Kipkurui KORIR (KEN) | Zürich (SUI) | 29 Aug |
| 1:42.34 | Wilfred BUNGEI (KEN) | Rieti | 8 Sep 02 | | 1:43.70 | Michael SARUNI (KEN) | Monaco (MON) | 12 Jul |
| 1:42.37 | Mohammed AMAN (ETH) | Bruxelles (Boudewijnstadion) | 6 Sep 13 | | 1:43.74 | Marcin LEWANDOWSKI (POL) | London (GBR) | 20 Jul |

RACE ANALYSIS



800 Metres Men - Round 1

First 3 in each heat (Q) and the next 6 fastest (q) advance to the Semi-Finals

SPLIT TIMES UPDATED

Heat 6

6

28 September 2019

17:50 START TIME

25° C TEMPERATURE 67% HUMIDITY

| | | | | | | | | | | | |
|---|-------|---|-------|---|-------|---|-------|---|-------|---|-------|
| 1 | 200 m | 2 | 300 m | 3 | 400 m | 4 | 500 m | 5 | 600 m | 6 | 700 m |
|---|-------|---|-------|---|-------|---|-------|---|-------|---|-------|

| Rank | Name | Country | Date of Birth | Total Time | | | | | | | |
|------|--------------------------|---------|---------------|------------|-----------|---|-------------|---|-------------|---|-------------|
| 1 | Elliot GILES | GBR | 26 May 94 | 1:45.53 | | | | | | | |
| 1 | 25.37 | 2 | 13.25 | 3 | 13.45 | 4 | 13.59 | 5 | 13.11 | 6 | 13.34 |
| | 25.37 (2) | | 38.62 (2) | | 52.07 (2) | | 1:05.66 (1) | | 1:18.77 (1) | | 1:32.11 (1) |
| 2 | Clayton MURPHY | USA | 26 Feb 95 | 1:45.62 | | | | | | | |
| 1 | 25.58 | 2 | 13.23 | 3 | 13.38 | 4 | 13.69 | 5 | 13.16 | 6 | 13.31 |
| | 25.58 (3) | | 38.81 (3) | | 52.19 (3) | | 1:05.88 (3) | | 1:19.04 (2) | | 1:32.35 (2) |
| 3 | Amel TUKA | BIH | 9 Jan 91 | 1:45.62 | | | | | | | |
| 1 | 25.96 | 2 | 13.21 | 3 | 13.48 | 4 | 13.61 | 5 | 12.99 | 6 | 13.34 |
| | 25.96 (5) | | 39.17 (5) | | 52.65 (5) | | 1:06.26 (5) | | 1:19.25 (3) | | 1:32.59 (3) |
| 4 | Álvaro DE ARRIBA | ESP | 2 Jun 94 | 1:45.67 | | | | | | | |
| 1 | 26.28 | 2 | 13.18 | 3 | 13.44 | 4 | 13.58 | 5 | 13.34 | 6 | 13.13 |
| | 26.28 (6) | | 39.46 (6) | | 52.90 (6) | | 1:06.48 (6) | | 1:19.82 (6) | | 1:32.95 (5) |
| 5 | Andrés ARROYO | PUR | 7 Jun 95 | 1:46.75 | | | | | | | |
| 1 | 25.72 | 2 | 13.26 | 3 | 13.38 | 4 | 13.70 | 5 | 13.20 | 6 | 13.34 |
| | 25.72 (4) | | 38.98 (4) | | 52.36 (4) | | 1:06.06 (4) | | 1:19.26 (4) | | 1:32.60 (4) |
| 6 | Edose IBADIN | NGR | 27 Feb 93 | 1:47.91 | | | | | | | |
| 1 | 25.13 | 2 | 13.18 | 3 | 13.49 | 4 | 13.93 | 5 | 13.89 | 6 | 13.94 |
| | 25.13 (1) | | 38.31 (1) | | 51.80 (1) | | 1:05.73 (2) | | 1:19.62 (5) | | 1:33.56 (6) |
| 7 | Musa HAJDARI | KOS | 10 Nov 87 | 1:47.98 | | | | | | | |
| 1 | 26.45 | 2 | 13.26 | 3 | 13.43 | 4 | 13.53 | 5 | 13.61 | 6 | 13.57 |
| | 26.45 (7) | | 39.71 (7) | | 53.14 (7) | | 1:06.67 (7) | | 1:20.28 (7) | | 1:33.85 (7) |
| | Samer Ali Saleh AL JOHAR | JOR | 18 Jul 01 | DQ 163.5 | | | | | | | |
| 1 | 27.12 | 2 | 13.57 | 3 | 13.82 | 4 | 14.13 | 5 | 14.02 | 6 | 14.25 |
| | 27.12 (8) | | 40.69 (8) | | 54.51 (8) | | 1:08.64 (8) | | 1:22.66 (8) | | 1:36.91 (8) |

NOTE IAAF Rule 163.5 - Leaving the lane before the breakline

RESULTS



800 Metres Men - Round 1

First 3 in each heat (Q) and the next 6 fastest (q) advance to the Semi-Finals

| RECORDS | RESULT NAME | COUNTRY | AGE | VENUE | DATE |
|--------------------------------|---------------------------------|-------------------------|-----------------------|--------------------------|-------------|
| World Record WR | 1:40.91 David RUDISHA | KEN | 24 | London (Olympic Stadium) | 9 Aug 2012 |
| Championships Record CR | 1:43.06 Billy KONCHELLAH | KEN | 26 | Roma (Stadio Olimpico) | 1 Sep 1987 |
| World Leading WL | 1:41.89 Nijel AMOS | BOT | 25 | Monaco (MON) | 12 Jul 2019 |
| Area Record AR | National Record NR | Personal Best PB | Season Best SB | | |

Heat 1

6

28 September 2019 17:15 START TIME

25° C TEMPERATURE 67% HUMIDITY

| PLACE | NAME | COUNTRY | DATE OF BIRTH | LANE | RESULT |
|-------|------------------------|---------|---------------|------|-------------------------|
| 1 | Donavan BRAZIER | USA | 15 Apr 97 | 4 | 1:46.04 Q |
| 2 | Marco AROP | CAN | 20 Sep 98 | 3 | 1:46.12 (.113) Q |
| 3 | Tshepo TSHITE | RSA | 5 Jan 97 | 7 | 1:46.54 Q |
| 4 | Andreas KRAMER | SWE | 13 Apr 97 | 8 | 1:46.74 |
| 5 | Lucirio GARRIDO | VEN | 8 Apr 92 | 2 | 1:46.89 |
| 6 | Mariano GARCÍA | ESP | 25 Sep 97 | 5 | 1:49.08 |
| 7 | Luke MATHEWS | AUS | 21 Jun 95 | 6 | 1:50.16 |
| 8 | Min Min ZAW | MYA | 7 Jul 01 | 9 | 1:56.85 SB |

INTERMEDIATE TIMES

| | | | |
|-------|--------------------|-------|--------------------|
| 200 m | 24.89 Marco AROP | 300 m | 38.36 Marco AROP |
| 400 m | 52.14 Marco AROP | 500 m | 1:05.68 Marco AROP |
| 600 m | 1:18.85 Marco AROP | 700 m | 1:32.60 Marco AROP |

Heat 2

6

28 September 2019 17:22 START TIME

25° C TEMPERATURE 67% HUMIDITY

| PLACE | NAME | COUNTRY | DATE OF BIRTH | LANE | RESULT |
|-------|-------------------------|---------|---------------|------|-------------------------|
| 1 | Ngeno KIPNGETICH | KEN | 17 Aug 00 | 8 | 1:46.07 Q |
| 2 | Adrián BEN | ESP | 4 Aug 98 | 3 | 1:46.12 (.117) Q |
| 3 | Jamie WEBB | GBR | 1 Jun 94 | 2 | 1:46.23 Q |
| 4 | Brannon KIDDER | USA | 18 Nov 93 | 4 | 1:46.29 q |
| 5 | Jamal HAIRANE | QAT | 26 May 93 | 6 | 1:46.40 |
| 6 | Marc REUTHER | GER | 23 Jun 96 | 5 | 1:47.31 |
| | Nijel AMOS | BOT | 15 Mar 94 | 7 | DNS |

INTERMEDIATE TIMES

| | | | |
|-------|--------------------|-------|--------------------|
| 200 m | 25.45 Adrián BEN | 300 m | 38.84 Adrián BEN |
| 400 m | 52.43 Adrián BEN | 500 m | 1:06.03 Adrián BEN |
| 600 m | 1:19.17 Adrián BEN | 700 m | 1:32.36 Adrián BEN |

Heat 3

6

28 September 2019 17:29 START TIME

25° C TEMPERATURE 67% HUMIDITY

| PLACE | NAME | COUNTRY | DATE OF BIRTH | LANE | RESULT |
|-------|-----------------------------------|---------|---------------|------|-------------------------|
| 1 | Brandon MCBRIDE | CAN | 15 Jun 94 | 3 | 1:45.96 Q |
| 2 | Abubaker Haydar ABDALLA | QAT | 28 Aug 96 | 8 | 1:46.11 Q |
| 3 | Pierre-Ambroise BOSSE | FRA | 11 May 92 | 4 | 1:46.14 (.138) Q |
| 4 | Mouad ZAHAFI | MAR | 9 May 98 | 5 | 1:46.56 |
| 5 | Peter BOL | AUS | 22 Feb 94 | 6 | 1:46.92 |
| 6 | Pol MOYA | AND | 9 Dec 96 | 9 | 1:48.52 |
| 7 | Ryan SÁNCHEZ | PUR | 22 Jun 98 | 2 | 1:54.46 |
| 8 | Roberto BELO AMARAL SOARES | TLS | 13 May 02 | 7 | 2:02.43 |

INTERMEDIATE TIMES

| | | | |
|-------|---------------------------------|-------|---------------------------------|
| 200 m | 24.30 Abubaker Haydar ABDALLA | 300 m | 37.20 Abubaker Haydar ABDALLA |
| 400 m | 50.80 Abubaker Haydar ABDALLA | 500 m | 1:04.47 Abubaker Haydar ABDALLA |
| 600 m | 1:17.98 Abubaker Haydar ABDALLA | 700 m | 1:31.62 Abubaker Haydar ABDALLA |

RESULTS
800 Metres Men - Round 1

Heat 4 6 28 September 2019 17:36 START TIME 25° C TEMPERATURE 67 % HUMIDITY

| PLACE | NAME | COUNTRY | DATE OF BIRTH | LANE | RESULT |
|-------|---------------------------|---------|---------------|------|-----------|
| 1 | Ferguson Cheruiyot ROTICH | KEN | 30 Nov 89 | 7 | 1:45.98 Q |
| 2 | Bryce HOPPEL | USA | 5 Sep 97 | 8 | 1:46.01 Q |
| 3 | Abdessalem AYOUNI | TUN | 16 May 94 | 6 | 1:46.09 Q |
| 4 | Oussama NABIL | MAR | 18 Feb 96 | 5 | 1:46.17 q |
| 5 | Adam KSZCZOT | POL | 2 Sep 89 | 4 | 1:46.20 q |
| 6 | Mohamed BELBACHIR | ALG | 11 Jan 94 | 3 | 1:46.52 |
| 7 | Mark ENGLISH | IRL | 18 Mar 93 | 2 | 1:47.25 |

INTERMEDIATE TIMES

| | | | |
|-------|-----------------------------------|-------|-----------------------------------|
| 200 m | 25.10 Mark ENGLISH | 300 m | 38.30 Mark ENGLISH |
| 400 m | 51.89 Mark ENGLISH | 500 m | 1:05.68 Mark ENGLISH |
| 600 m | 1:19.51 Ferguson Cheruiyot ROTICH | 700 m | 1:32.94 Ferguson Cheruiyot ROTICH |

Heat 5 6 28 September 2019 17:43 START TIME 25° C TEMPERATURE 67 % HUMIDITY

| PLACE | NAME | COUNTRY | DATE OF BIRTH | LANE | RESULT |
|-------|-------------------------|---------|---------------|------|------------------|
| 1 | Emmanuel Kipkurui KORIR | KEN | 15 Jun 95 | 5 | 1:45.16 Q |
| 2 | Mostafa SMAILI | MAR | 9 Jan 97 | 3 | 1:45.27 Q |
| 3 | Wesley VÁZQUEZ | PUR | 27 Mar 94 | 6 | 1:45.47 Q |
| 4 | Yassine HETHAT | ALG | 30 Aug 91 | 8 | 1:45.67 [.666] q |
| 5 | Kyle LANGFORD | GBR | 2 Feb 96 | 9 | 1:46.14 [.138] q |
| 6 | Quamel PRINCE | GUY | 20 Apr 94 | 7 | 1:48.41 |
| 7 | Mohammed AL-SULEIMANI | OMA | 29 Mar 01 | 2 | 1:50.91 PB |
| 8 | Benjamín ENZEMA | GEQ | 25 Mar 89 | 4 | 1:51.69 SB |

Heat 6 6 28 September 2019 17:50 START TIME 25° C TEMPERATURE 67 % HUMIDITY

| PLACE | NAME | COUNTRY | DATE OF BIRTH | LANE | RESULT |
|-------|--------------------------|---------|---------------|------|------------------|
| 1 | Elliot GILES | GBR | 26 May 94 | 5 | 1:45.53 Q |
| 2 | Clayton MURPHY | USA | 26 Feb 95 | 4 | 1:45.62 [.611] Q |
| 3 | Amel TUKA | BIH | 9 Jan 91 | 3 | 1:45.62 [.616] Q |
| 4 | Álvaro DE ARRIBA | ESP | 2 Jun 94 | 9 | 1:45.67 [.666] q |
| 5 | Andrés ARROYO | PUR | 7 Jun 95 | 2 | 1:46.75 |
| 6 | Edose IBADIN | NGR | 27 Feb 93 | 8 | 1:47.91 |
| 7 | Musa HAJDARI | KOS | 10 Nov 87 | 6 | 1:47.98 |
| | Samer Ali Saleh AL JOHAR | JOR | 18 Jul 01 | 7 | DQ 163.5 |

NOTE IAAF Rule 163.5 - Leaving the lane before the breakline

INTERMEDIATE TIMES

| | | | |
|-------|----------------------|-------|----------------------|
| 200 m | 25.13 Edose IBADIN | 300 m | 38.31 Edose IBADIN |
| 400 m | 51.80 Edose IBADIN | 500 m | 1:05.66 Elliot GILES |
| 600 m | 1:18.77 Elliot GILES | 700 m | 1:32.11 Elliot GILES |

| ALL-TIME TOP LIST | | | | SEASON TOP LIST | | | |
|-------------------|-------------------------------|------------------------------|-----------|-----------------|---------------------------------|---------------|--------|
| RESULT | NAME | VENUE | DATE | RESULT | NAME | VENUE | 2019 |
| 1:40.91 | David RUDISHA (KEN) | London (Olympic Stadium) | 9 Aug 12 | 1:41.89 | Nijel AMOS (BOT) | Monaco (MON) | 12 Jul |
| 1:41.11 | Wilson KIPKETER (DEN) | Köln | 24 Aug 97 | 1:42.54 | Ferguson Cheruiyot ROTICH (KEN) | Monaco (MON) | 12 Jul |
| 1:41.73 | Sebastian COE (GBR) | Firenze (Stadio Comunale) | 10 Jun 81 | 1:42.70 | Donavan BRAZIER (USA) | Zürich (SUI) | 29 Aug |
| 1:41.73 | Nijel AMOS (BOT) | London (Olympic Stadium) | 9 Aug 12 | 1:43.11 | Timothy CHERUIYOT (KEN) | Nairobi (KEN) | 22 Aug |
| 1:41.77 | Joaquim CRUZ (BRA) | Köln | 26 Aug 84 | 1:43.48 | Wyclife KINYAMAL (KEN) | London (GBR) | 20 Jul |
| 1:42.05 | Emmanuel Kipkurui KORIR (KEN) | London (GBR) | 22 Jul 18 | 1:43.51 | Brandon MCBRIDE (CAN) | Zürich (SUI) | 29 Aug |
| 1:42.23 | Abubaker KAKI (SUD) | Oslo (Bislett) | 4 Jun 10 | 1:43.62 | Amel TUKA (BIH) | Monaco (MON) | 12 Jul |
| 1:42.28 | Sammy KOSKEI (KEN) | Köln | 26 Aug 84 | 1:43.69 | Emmanuel Kipkurui KORIR (KEN) | Zürich (SUI) | 29 Aug |
| 1:42.34 | Wilfred BUNGEI (KEN) | Rieti | 8 Sep 02 | 1:43.70 | Michael SARUNI (KEN) | Monaco (MON) | 12 Jul |
| 1:42.37 | Mohammed AMAN (ETH) | Bruxelles (Boudewijnstadion) | 6 Sep 13 | 1:43.74 | Marcin LEWANDOWSKI (POL) | London (GBR) | 20 Jul |

RESULTS



1500 Metres Men - Final

| RECORDS | RESULT | NAME | COUNTRY | AGE | VENUE | DATE |
|--------------------------------|---------|---------------------------|---------|-------------------------|------------------------|-----------------------|
| World Record WR | 3:26.00 | Hicham EL GUERROUJ | MAR | 24 | Roma (Stadio Olimpico) | 14 Jul 1998 |
| Championships Record CR | 3:27.65 | Hicham EL GUERROUJ | MAR | 25 | Sevilla (La Cartuja) | 24 Aug 1999 |
| World Leading WL | 3:28.77 | Timothy CHERUIYOT | KEN | 24 | Lausanne (Pontaise) | 5 Jul 2019 |
| Area Record AR | | National Record NR | | Personal Best PB | | Season Best SB |

6 October 2019 19:41 START TIME 24° C TEMPERATURE 64 % HUMIDITY

| PLACE | NAME | COUNTRY | DATE of BIRTH | ORDER | RESULT |
|-------|-----------------------------|---------|---------------|-------|--------------------------|
| 1 | Timothy CHERUIYOT | KEN | 20 Nov 95 | 2 | 3:29.26 |
| 2 | Taoufik MAKHLOUFI | ALG | 29 Apr 88 | 4 | 3:31.38 SB |
| 3 | Marcin LEWANDOWSKI | POL | 13 Jun 87 | 9 | 3:31.46 NR |
| 4 | Jakob INGEBRIGTSEN | NOR | 19 Sep 00 | 6 | 3:31.70 |
| 5 | Jake WIGHTMAN | GBR | 11 Jul 94 | 12 | 3:31.87 PB |
| 6 | Josh KERR | GBR | 8 Oct 97 | 1 | 3:32.52 PB |
| 7 | Ronald KWEMOI | KEN | 19 Sep 95 | 7 | 3:32.72 SB |
| 8 | Matthew CENTROWITZ | USA | 18 Oct 89 | 3 | 3:32.81 SB |
| 9 | Kalle BERGLUND | SWE | 11 Mar 96 | 11 | 3:33.70 NR |
| 10 | Craig ENGELS | USA | 1 May 94 | 10 | 3:34.24 |
| 11 | Neil GOURLEY | GBR | 7 Feb 95 | 5 | 3:37.30 |
| 12 | Youssouf HISS BACHIR | DJI | 1 Jan 87 | 8 | 3:37.96 |

INTERMEDIATE TIMES

| | | | |
|--------|---------------------------|--------|---------------------------|
| 100 m | 13.46 Timothy CHERUIYOT | 200 m | 27.09 Timothy CHERUIYOT |
| 300 m | 41.06 Timothy CHERUIYOT | 400 m | 55.01 Timothy CHERUIYOT |
| 500 m | 1:08.91 Timothy CHERUIYOT | 600 m | 1:22.88 Timothy CHERUIYOT |
| 700 m | 1:40.44 Kalle BERGLUND | 800 m | 1:51.74 Timothy CHERUIYOT |
| 900 m | 2:06.19 Timothy CHERUIYOT | 1000 m | 2:20.49 Timothy CHERUIYOT |
| 1100 m | 2:34.54 Timothy CHERUIYOT | 1200 m | 2:48.22 Timothy CHERUIYOT |
| 1300 m | 3:01.73 Timothy CHERUIYOT | 1400 m | 3:15.37 Timothy CHERUIYOT |

ALL-TIME TOP LIST

SEASON TOP LIST

| RESULT | NAME | VENUE | DATE |
|---------|-------------------------------|-------------------------|-----------|
| 3:26.00 | Hicham EL GUERROUJ (MAR) | Roma (Stadio Olimpico) | 14 Jul 98 |
| 3:26.34 | Bernard LAGAT (KEN) | Bruxelles | 24 Aug 01 |
| 3:26.69 | Asbel KIPROP (KEN) | Monaco (Stade Louis II) | 17 Jul 15 |
| 3:27.37 | Noureddine MORCELI (ALG) | Nice | 12 Jul 95 |
| 3:27.64 | Silas KIPLAGAT (KEN) | Monaco (Stade Louis II) | 18 Jul 14 |
| 3:28.12 | Noah NGENY (KEN) | Zürich | 11 Aug 00 |
| 3:28.41 | Timothy CHERUIYOT (KEN) | Monaco (MON) | 20 Jul 18 |
| 3:28.75 | Taoufik MAKHLOUFI (ALG) | Monaco (Stade Louis II) | 17 Jul 15 |
| 3:28.79 | Abdelaati IGUIDER (MAR) | Monaco (Stade Louis II) | 17 Jul 15 |
| 3:28.80 | Elijah Motonei MANANGOI (KEN) | Ionaco (Stade Louis II) | 21 Jul 17 |

| RESULT | NAME | VENUE | 2019 |
|---------|-----------------------------|-----------------------------|--------|
| 3:28.77 | Timothy CHERUIYOT (KEN) | Lausanne (Pontaise) | 5 Jul |
| 3:30.16 | Jakob INGEBRIGTSEN (NOR) | Lausanne (SUI) | 5 Jul |
| 3:30.58 | Ronald MUSAGALA (UGA) | Monaco (MON) | 12 Jul |
| 3:30.62 | Charlie DA'VALL GRICE (GBR) | Monaco (MON) | 12 Jul |
| 3:30.66 | Ayanleh SOULEIMAN (DJI) | Stade Charléty, Paris (FRA) | 24 Aug |
| 3:30.82 | Filip INGEBRIGTSEN (NOR) | Lausanne (Pontaise) | 5 Jul |
| 3:31.38 | Taoufik MAKHLOUFI (ALG) | Doha | 6 Oct |
| 3:31.39 | Samuel TEFERA (ETH) | Lausanne (Pontaise) | 5 Jul |
| 3:31.45 | Bethwell BIRGEN (KEN) | Stade Charléty, Paris (FRA) | 24 Aug |
| 3:31.46 | Marcin LEWANDOWSKI (POL) | Doha | 6 Oct |

RACE ANALYSIS



1500 Metres Men - Final

6 October 2019 19:41 START TIME 24° C 64 %
TEMPERATURE HUMIDITY

| | | | | | | | | | | | | | | | | | | | |
|----|--------|----|--------|----|--------|----|--------|---|-------|---|-------|---|-------|---|-------|---|-------|----|--------|
| 1 | 100 m | 2 | 200 m | 3 | 300 m | 4 | 400 m | 5 | 500 m | 6 | 600 m | 7 | 700 m | 8 | 800 m | 9 | 900 m | 10 | 1000 m |
| 11 | 1100 m | 12 | 1200 m | 13 | 1300 m | 14 | 1400 m | | | | | | | | | | | | |

| | | | | | | | | | | | | | | | | | | | |
|---|--------------------|----|--------------------|----|--------------------|----|--------------------|---|--------------------|---|--------------------|---|-------------|---|--------------------|---|--------------------|----|--------------------|
| 1 Timothy CHERUIYOT KEN 20 Nov 95 3:29.26 | | | | | | | | | | | | | | | | | | | |
| 1 | 13.46 | 2 | 13.63 | 3 | 13.97 | 4 | 13.95 | 5 | 13.90 | 6 | 13.97 | 7 | 14.27 | 8 | 14.59 | 9 | 14.45 | 10 | 14.30 |
| | 13.46 (1) | | 27.09 (1) | | 41.06 (1) | | 55.01 (1) | | 1:08.91 (1) | | 1:22.88 (1) | | 1:37.15 (2) | | 1:51.74 (1) | | 2:06.19 (1) | | 2:20.49 (1) |
| 11 | 14.05 | 12 | 13.68 | 13 | 13.51 | 14 | 13.64 | | | | | | | | | | | | |
| | 2:34.54 (1) | | 2:48.22 (1) | | 3:01.73 (1) | | 3:15.37 (1) | | | | | | | | | | | | |

| | | | | | | | | | | | | | | | | | | | |
|--|-------------|----|-------------|----|-------------|----|-------------|---|-------------|---|-------------|---|-------------|---|-------------|---|-------------|----|-------------|
| 2 Taoufik MAKHLOUFI ALG 29 Apr 88 3:31.38 SB | | | | | | | | | | | | | | | | | | | |
| 1 | 13.67 | 2 | 14.06 | 3 | 14.18 | 4 | 14.09 | 5 | 13.94 | 6 | 14.30 | 7 | 14.61 | 8 | 14.93 | 9 | 14.62 | 10 | 14.57 |
| | 13.67 (3) | | 27.73 (3) | | 41.91 (3) | | 56.00 (4) | | 1:09.94 (4) | | 1:24.24 (4) | | 1:38.85 (5) | | 1:53.78 (3) | | 2:08.40 (5) | | 2:22.97 (5) |
| 11 | 14.00 | 12 | 13.91 | 13 | 13.58 | 14 | 13.44 | | | | | | | | | | | | |
| | 2:36.97 (3) | | 2:50.88 (2) | | 3:04.46 (2) | | 3:17.90 (2) | | | | | | | | | | | | |

| | | | | | | | | | | | | | | | | | | | |
|---|-------------|----|-------------|----|-------------|----|-------------|---|-------------|---|-------------|---|--------------|---|--------------|---|--------------|----|--------------|
| 3 Marcin LEWANDOWSKI POL 13 Jun 87 3:31.46 NR | | | | | | | | | | | | | | | | | | | |
| 1 | 14.40 | 2 | 14.20 | 3 | 14.07 | 4 | 14.12 | 5 | 14.24 | 6 | 14.23 | 7 | 14.40 | 8 | 14.79 | 9 | 14.45 | 10 | 14.71 |
| | 14.40 (10) | | 28.60 (10) | | 42.67 (8) | | 56.79 (8) | | 1:11.03 (9) | | 1:25.26 (9) | | 1:39.66 (11) | | 1:54.45 (10) | | 2:08.90 (11) | | 2:23.61 (11) |
| 11 | 14.01 | 12 | 13.92 | 13 | 13.11 | 14 | 13.41 | | | | | | | | | | | | |
| | 2:37.62 (9) | | 2:51.54 (8) | | 3:04.65 (3) | | 3:18.06 (3) | | | | | | | | | | | | |

| | | | | | | | | | | | | | | | | | | | |
|--|-------------|----|-------------|----|-------------|----|-------------|---|-------------|---|-------------|---|-------------|---|-------------|---|-------------|----|-------------|
| 4 Jakob INGEBRIGTSEN NOR 19 Sep 00 3:31.70 | | | | | | | | | | | | | | | | | | | |
| 1 | 14.17 | 2 | 14.07 | 3 | 14.15 | 4 | 14.15 | 5 | 14.05 | 6 | 14.16 | 7 | 14.39 | 8 | 14.77 | 9 | 14.46 | 10 | 14.59 |
| | 14.17 (9) | | 28.24 (6) | | 42.39 (6) | | 56.54 (6) | | 1:10.59 (5) | | 1:24.75 (5) | | 1:39.14 (6) | | 1:53.91 (5) | | 2:08.37 (4) | | 2:22.96 (4) |
| 11 | 14.19 | 12 | 13.89 | 13 | 13.62 | 14 | 13.43 | | | | | | | | | | | | |
| | 2:37.15 (4) | | 2:51.04 (3) | | 3:04.66 (4) | | 3:18.09 (4) | | | | | | | | | | | | |

| | | | | | | | | | | | | | | | | | | | |
|--|-------------|----|-------------|----|-------------|----|-------------|---|--------------|---|--------------|---|--------------|---|-------------|---|-------------|----|-------------|
| 5 Jake WIGHTMAN GBR 11 Jul 94 3:31.87 PB | | | | | | | | | | | | | | | | | | | |
| 1 | 14.06 | 2 | 14.35 | 3 | 14.40 | 4 | 14.28 | 5 | 14.09 | 6 | 14.13 | 7 | 14.29 | 8 | 14.69 | 9 | 14.30 | 10 | 14.55 |
| | 14.06 (8) | | 28.41 (8) | | 42.81 (9) | | 57.09 (10) | | 1:11.18 (10) | | 1:25.31 (10) | | 1:39.60 (10) | | 1:54.29 (9) | | 2:08.59 (7) | | 2:23.14 (6) |
| 11 | 14.45 | 12 | 14.15 | 13 | 13.15 | 14 | 13.36 | | | | | | | | | | | | |
| | 2:37.59 (8) | | 2:51.74 (9) | | 3:04.89 (6) | | 3:18.25 (5) | | | | | | | | | | | | |

| | | | | | | | | | | | | | | | | | | | |
|---|-------------|----|-------------|----|-------------|----|-------------|---|--------------|---|--------------|---|--------------|---|--------------|---|-------------|----|-------------|
| 6 Josh KERR GBR 8 Oct 97 3:32.52 PB | | | | | | | | | | | | | | | | | | | |
| 1 | 14.00 | 2 | 14.47 | 3 | 14.45 | 4 | 14.56 | 5 | 14.03 | 6 | 14.21 | 7 | 14.27 | 8 | 14.53 | 9 | 14.31 | 10 | 14.54 |
| | 14.00 (7) | | 28.47 (9) | | 42.92 (11) | | 57.48 (11) | | 1:11.51 (11) | | 1:25.72 (11) | | 1:39.99 (12) | | 1:54.52 (11) | | 2:08.83 (9) | | 2:23.37 (8) |
| 11 | 14.02 | 12 | 13.88 | 13 | 13.50 | 14 | 13.76 | | | | | | | | | | | | |
| | 2:37.39 (6) | | 2:51.27 (5) | | 3:04.77 (5) | | 3:18.53 (6) | | | | | | | | | | | | |

| | | | | | | | | | | | | | | | | | | | |
|--|-------------|----|-------------|----|-------------|----|-------------|---|-------------|---|-------------|---|-------------|---|-------------|---|-------------|----|-------------|
| 7 Ronald KWEMOI KEN 19 Sep 95 3:32.72 SB | | | | | | | | | | | | | | | | | | | |
| 1 | 13.55 | 2 | 13.75 | 3 | 13.98 | 4 | 13.94 | 5 | 13.96 | 6 | 13.98 | 7 | 14.30 | 8 | 14.66 | 9 | 14.70 | 10 | 14.97 |
| | 13.55 (2) | | 27.30 (2) | | 41.28 (2) | | 55.22 (2) | | 1:09.18 (2) | | 1:23.16 (2) | | 1:37.46 (3) | | 1:52.12 (2) | | 2:06.82 (2) | | 2:21.79 (2) |
| 11 | 15.02 | 12 | 14.28 | 13 | 13.86 | 14 | 13.84 | | | | | | | | | | | | |
| | 2:36.81 (2) | | 2:51.09 (4) | | 3:04.95 (7) | | 3:18.79 (7) | | | | | | | | | | | | |

| | | | | | | | | | | | | | | | | | | | |
|---|-------------|----|-------------|----|-------------|----|-------------|---|-------------|---|-------------|---|-------------|---|-------------|---|-------------|----|-------------|
| 8 Matthew CENTROWITZ USA 18 Oct 89 3:32.81 SB | | | | | | | | | | | | | | | | | | | |
| 1 | 13.84 | 2 | 14.46 | 3 | 13.75 | 4 | 13.75 | 5 | 13.92 | 6 | 14.32 | 7 | 14.72 | 8 | 15.04 | 9 | 14.78 | 10 | 14.66 |
| | 13.84 (6) | | 28.30 (7) | | 42.05 (4) | | 55.80 (3) | | 1:09.72 (3) | | 1:24.04 (3) | | 1:38.76 (4) | | 1:53.80 (4) | | 2:08.58 (6) | | 2:23.24 (7) |
| 11 | 14.27 | 12 | 14.01 | 13 | 13.68 | 14 | 13.82 | | | | | | | | | | | | |
| | 2:37.51 (7) | | 2:51.52 (7) | | 3:05.20 (8) | | 3:19.02 (8) | | | | | | | | | | | | |

| | | | | | | | | | | | | | | | | | | | |
|---|--------------|----|--------------|----|--------------|----|--------------|---|--------------|---|--------------|---|--------------------|---|--------------|---|--------------|----|--------------|
| 9 Kalle BERGLUND SWE 11 Mar 96 3:33.70 NR | | | | | | | | | | | | | | | | | | | |
| 1 | 14.55 | 2 | 14.24 | 3 | 14.30 | 4 | 14.61 | 5 | 14.00 | 6 | 14.33 | 7 | 14.41 | 8 | 14.45 | 9 | 14.50 | 10 | 14.49 |
| | 14.55 (11) | | 28.79 (11) | | 43.09 (12) | | 57.70 (12) | | 1:11.70 (12) | | 1:26.03 (12) | | 1:40.44 (1) | | 1:54.89 (12) | | 2:09.39 (12) | | 2:23.88 (12) |
| 11 | 14.49 | 12 | 14.21 | 13 | 14.10 | 14 | 13.73 | | | | | | | | | | | | |
| | 2:38.37 (12) | | 2:52.58 (12) | | 3:06.68 (12) | | 3:20.41 (10) | | | | | | | | | | | | |

| | | | | | | | | | | | | | | | | | | | |
|--|--------------|----|--------------|----|--------------|----|-------------|---|-------------|---|-------------|---|-------------|---|-------------|---|-------------|----|-------------|
| 10 Craig ENGELS USA 1 May 94 3:34.24 | | | | | | | | | | | | | | | | | | | |
| 1 | 13.80 | 2 | 14.28 | 3 | 14.43 | 4 | 14.10 | 5 | 14.17 | 6 | 14.29 | 7 | 14.39 | 8 | 14.68 | 9 | 14.60 | 10 | 14.66 |
| | 13.80 (5) | | 28.08 (5) | | 42.51 (7) | | 56.61 (7) | | 1:10.78 (8) | | 1:25.07 (8) | | 1:39.46 (8) | | 1:54.14 (7) | | 2:08.74 (8) | | 2:23.40 (9) |
| 11 | 14.45 | 12 | 14.36 | 13 | 14.10 | 14 | 13.68 | | | | | | | | | | | | |
| | 2:37.85 (11) | | 2:52.21 (11) | | 3:06.31 (11) | | 3:19.99 (9) | | | | | | | | | | | | |



RACE ANALYSIS
1500 Metres Men - Final

11 Neil GOURLEY GBR 7 Feb 95 **3:37.30**

| | | | | | | | | | | | | | | | | | | | |
|----|--------------|----|--------------|----|--------------|----|--------------|---|-------------|---|-------------|---|-------------|---|-------------|---|--------------|----|--------------|
| 1 | 13.70 | 2 | 14.27 | 3 | 14.35 | 4 | 14.05 | 5 | 14.32 | 6 | 14.31 | 7 | 14.47 | 8 | 14.77 | 9 | 14.64 | 10 | 14.62 |
| | 13.70 (4) | | 27.97 (4) | | 42.32 (5) | | 56.37 (5) | | 1:10.69 (7) | | 1:25.00 (7) | | 1:39.47 (9) | | 1:54.24 (8) | | 2:08.88 (10) | | 2:23.50 (10) |
| 11 | 14.31 | 12 | 14.25 | 13 | 14.19 | 14 | 15.12 | | | | | | | | | | | | |
| | 2:37.81 (10) | | 2:52.06 (10) | | 3:06.25 (10) | | 3:21.37 (11) | | | | | | | | | | | | |

12 Youssouf HISS BACHIR DJI 1 Jan 87 **3:37.96**

| | | | | | | | | | | | | | | | | | | | |
|----|-------------|----|-------------|----|-------------|----|--------------|---|-------------|---|-------------|---|-------------|---|-------------|---|-------------|----|-------------|
| 1 | 14.71 | 2 | 14.31 | 3 | 13.88 | 4 | 13.99 | 5 | 13.78 | 6 | 14.21 | 7 | 14.46 | 8 | 14.62 | 9 | 14.27 | 10 | 14.56 |
| | 14.71 (12) | | 29.02 (12) | | 42.90 (10) | | 56.89 (9) | | 1:10.67 (6) | | 1:24.88 (6) | | 1:39.34 (7) | | 1:53.96 (6) | | 2:08.23 (3) | | 2:22.79 (3) |
| 11 | 14.38 | 12 | 14.24 | 13 | 14.53 | 14 | 15.80 | | | | | | | | | | | | |
| | 2:37.17 (5) | | 2:51.41 (6) | | 3:05.94 (9) | | 3:21.74 (12) | | | | | | | | | | | | |



RESULT PROGRESSION



1500 Metres Men - Final

| RECORDS | RESULT NAME | COUNTRY | AGE | VENUE | DATE |
|--------------------------------|-----------------------------------|-------------------------|-----------------------|------------------------|-------------|
| World Record WR | 3:26.00 Hicham EL GUERROUJ | MAR | 24 | Roma (Stadio Olimpico) | 14 Jul 1998 |
| Championships Record CR | 3:27.65 Hicham EL GUERROUJ | MAR | 25 | Sevilla (La Cartuja) | 24 Aug 1999 |
| World Leading WL | 3:28.77 Timothy CHERUIYOT | KEN | 24 | Lausanne (Pontaise) | 5 Jul 2019 |
| Area Record AR | National Record NR | Personal Best PB | Season Best SB | | |

6 October 2019

| RANK | BIB | NAME | COUNTRY | DATE of BIRTH | PHASE | HEAT | PLACE | RESULT |
|------|-----|---------------------|---------|---------------|------------|------|-------|----------------------------|
| 1 | | Timothy CHERUIYOT | KEN | 20 Nov 95 | Final | 1 | 1 | 3:29.26 |
| | | | | | Semi-Final | 1 | 2 | 3:36.53 Q |
| | | | | | Round 1 | 2 | 9 | 3:36.82 Q |
| 2 | | Taoufik MAKHLOUFI | ALG | 29 Apr 88 | Final | 1 | 2 | 3:31.38 SB |
| | | | | | Semi-Final | 1 | 6 | 3:36.69 Q |
| | | | | | Round 1 | 3 | 2 | 3:36.18 Q |
| 3 | | Marcin LEWANDOWSKI | POL | 13 Jun 87 | Final | 1 | 3 | 3:31.46 NR |
| | | | | | Semi-Final | 2 | 1 | 3:36.50 Q |
| | | | | | Round 1 | 1 | 20 | 3:37.75 Q |
| 4 | | Jakob INGEBRIGTSEN | NOR | 19 Sep 00 | Final | 1 | 4 | 3:31.70 |
| | | | | | Semi-Final | 2 | 4 | 3:36.58 Q |
| | | | | | Round 1 | 1 | 16 | 3:37.67 Q |
| 5 | | Jake WIGHTMAN | GBR | 11 Jul 94 | Final | 1 | 5 | 3:31.87 PB |
| | | | | | Semi-Final | 2 | 12 | 3:36.85 q |
| | | | | | Round 1 | 1 | 19 | 3:37.72 Q |
| 6 | | Josh KERR | GBR | 8 Oct 97 | Final | 1 | 6 | 3:32.52 PB |
| | | | | | Semi-Final | 2 | 5 | 3:36.58 Q |
| | | | | | Round 1 | 2 | 11 | 3:36.99 Q |
| 7 | | Ronald KWEMOI | KEN | 19 Sep 95 | Final | 1 | 7 | 3:32.72 SB |
| | | | | | Semi-Final | 2 | 3 | 3:36.53 Q |
| | | | | | Round 1 | 3 | 7 | 3:36.66 q |
| 8 | | Matthew CENTROWITZ | USA | 18 Oct 89 | Final | 1 | 8 | 3:32.81 SB |
| | | | | | Semi-Final | 2 | 11 | 3:36.77 q SB |
| | | | | | Round 1 | 1 | 18 | 3:37.69 Q |
| 9 | | Kalle BERGLUND | SWE | 11 Mar 96 | Final | 1 | 9 | 3:33.70 NR |
| | | | | | Semi-Final | 1 | 9 | 3:36.72 Q |
| | | | | | Round 1 | 3 | 3 | 3:36.19 Q |
| 10 | | Craig ENGELS | USA | 1 May 94 | Final | 1 | 10 | 3:34.24 |
| | | | | | Semi-Final | 1 | 8 | 3:36.69 Q |
| | | | | | Round 1 | 3 | 5 | 3:36.35 Q |
| 11 | | Neil GOURLEY | GBR | 7 Feb 95 | Final | 1 | 11 | 3:37.30 |
| | | | | | Semi-Final | 1 | 7 | 3:36.69 Q |
| | | | | | Round 1 | 3 | 4 | 3:36.31 Q |
| 12 | | Youssef HISS BACHIR | DJI | 1 Jan 87 | Final | 1 | 12 | 3:37.96 |
| | | | | | Semi-Final | 2 | 10 | 3:36.72 Q SB |
| | | | | | Round 1 | 2 | 24 | 3:37.93 q |

RESULT PROGRESSION
1500 Metres Men - Final

3 October 2019

| RANK | BIB | NAME | COUNTRY | DATE of BIRTH | PHASE | HEAT | PLACE | RESULT |
|------|-----|------|---------|---------------|-------|------|-------|--------|
|------|-----|------|---------|---------------|-------|------|-------|--------|

| ALL-TIME TOP LIST | | | | SEASON TOP LIST | | | |
|-------------------|-------------------------------|-------------------------|-----------|-----------------|-----------------------------|-----------------------------|--------|
| RESULT | NAME | VENUE | DATE | RESULT | NAME | VENUE | 2019 |
| 3:26.00 | Hicham EL GUERROUJ (MAR) | Roma (Stadio Olimpico) | 14 Jul 98 | 3:28.77 | Timothy CHERUIYOT (KEN) | Lausanne (Pontaise) | 5 Jul |
| 3:26.34 | Bernard LAGAT (KEN) | Bruxelles | 24 Aug 01 | 3:30.16 | Jakob INGEBRIGTSEN (NOR) | Lausanne (SUI) | 5 Jul |
| 3:26.69 | Asbel KIPROP (KEN) | Monaco (Stade Louis II) | 17 Jul 15 | 3:30.58 | Ronald MUSAGALA (UGA) | Monaco (MON) | 12 Jul |
| 3:27.37 | Noureddine MORCELI (ALG) | Nice | 12 Jul 95 | 3:30.62 | Charlie DA'VALL GRICE (GBR) | Monaco (MON) | 12 Jul |
| 3:27.64 | Silas KIPLAGAT (KEN) | Monaco (Stade Louis II) | 18 Jul 14 | 3:30.66 | Ayanleh SOULEIMAN (DJI) | Stade Charléty, Paris (FRA) | 24 Aug |
| 3:28.12 | Noah NGENY (KEN) | Zürich | 11 Aug 00 | 3:30.82 | Filip INGEBRIGTSEN (NOR) | Lausanne (Pontaise) | 5 Jul |
| 3:28.41 | Timothy CHERUIYOT (KEN) | Monaco (MON) | 20 Jul 18 | 3:31.38 | Taoufik MAKHLOUFI (ALG) | Doha | 6 Oct |
| 3:28.75 | Taoufik MAKHLOUFI (ALG) | Monaco (Stade Louis II) | 17 Jul 15 | 3:31.39 | Samuel TEFERA (ETH) | Lausanne (Pontaise) | 5 Jul |
| 3:28.79 | Abdelaati IGUIDER (MAR) | Monaco (Stade Louis II) | 17 Jul 15 | 3:31.45 | Bethwell BIRGEN (KEN) | Stade Charléty, Paris (FRA) | 24 Aug |
| 3:28.80 | Elijah Motonei MANANGOI (KEN) | Monaco (Stade Louis II) | 21 Jul 17 | 3:31.46 | Marcin LEWANDOWSKI (POL) | Doha | 6 Oct |



SUMMARY



1500 Metres Men - Semi-Final

First 5 in each heat (Q) and the next 2 fastest (q) advance to the Final

| RECORDS | RESULT | NAME | COUNTRY | AGE | VENUE | DATE |
|--------------------------------|---------|---------------------------|---------|-----|-------------------------|-----------------------|
| World Record WR | 3:26.00 | Hicham EL GUERROUJ | MAR | 24 | Roma (Stadio Olimpico) | 14 Jul 1998 |
| Championships Record CR | 3:27.65 | Hicham EL GUERROUJ | MAR | 25 | Sevilla (La Cartuja) | 24 Aug 1999 |
| World Leading WL | 3:28.77 | Timothy CHERUIYOT | KEN | 24 | Lausanne (Pontaise) | 5 Jul 2019 |
| Area Record AR | | National Record NR | | | Personal Best PB | Season Best SB |

4 October 2019

| RANK | PLACE | HEAT | BIB | NAME | COUNTRY | DATE of BIRTH | RESULT | |
|------|-------|------|-----|---------------------|---------|---------------|-----------------------|-------------|
| 1 | 1 | 2 | | Marcin LEWANDOWSKI | POL | 13 Jun 87 | 3:36.50 | Q |
| 2 | 1 | 1 | | Timothy CHERUIYOT | KEN | 20 Nov 95 | 3:36.53 (.525) | Q |
| 3 | 2 | 2 | | Ronald KWEMOI | KEN | 19 Sep 95 | 3:36.53 (.528) | Q |
| 4 | 3 | 2 | | Jakob INGEBRIGTSEN | NOR | 19 Sep 00 | 3:36.58 (.576) | Q |
| 5 | 4 | 2 | | Josh KERR | GBR | 8 Oct 97 | 3:36.58 (.577) | Q |
| 6 | 2 | 1 | | Taoufik MAKHLOUFI | ALG | 29 Apr 88 | 3:36.69 (.683) | Q |
| 7 | 3 | 1 | | Neil GOURLEY | GBR | 7 Feb 95 | 3:36.69 (.685) | Q |
| 8 | 4 | 1 | | Craig ENGELS | USA | 1 May 94 | 3:36.69 (.690) | Q |
| 9 | 5 | 1 | | Kalle BERGLUND | SWE | 11 Mar 96 | 3:36.72 (.712) | Q |
| 10 | 5 | 2 | | Youssef HISS BACHIR | DJI | 1 Jan 87 | 3:36.72 (.715) | Q SB |
| 11 | 6 | 2 | | Matthew CENTROWITZ | USA | 18 Oct 89 | 3:36.77 | q SB |
| 12 | 7 | 2 | | Jake WIGHTMAN | GBR | 11 Jul 94 | 3:36.85 | q |
| 13 | 6 | 1 | | Ben BLANKENSHIP | USA | 15 Dec 88 | 3:36.98 | |
| 14 | 7 | 1 | | Filip INGEBRIGTSEN | NOR | 20 Apr 93 | 3:37.00 | |
| 15 | 8 | 2 | | Matthew RAMSDEN | AUS | 23 Jul 97 | 3:37.16 | PB |
| 16 | 9 | 2 | | Ronald MUSAGALA | UGA | 16 Dec 92 | 3:37.19 | |
| 17 | 8 | 1 | | Alexis MIELLET | FRA | 5 May 95 | 3:37.39 | |
| 18 | 9 | 1 | | Isaac KIMELI | BEL | 9 Mar 94 | 3:37.50 | |
| 19 | 10 | 2 | | Kevin LÓPEZ | ESP | 12 Jun 90 | 3:37.56 | |
| 20 | 11 | 2 | | Amos BARTELSMEYER | GER | 25 Jul 94 | 3:37.74 | |
| 21 | 10 | 1 | | Stewart MCSWEYN | AUS | 1 Jun 95 | 3:37.95 | |
| 22 | 11 | 1 | | Ayanleh SOULEIMAN | DJI | 3 Dec 92 | 3:38.35 | |
| 23 | 12 | 1 | | Teddese LEMI | ETH | 20 Jan 99 | 3:38.79 | PB |
| 24 | 13 | 1 | | Jesus GOMEZ | ESP | 24 Apr 91 | 3:40.29 | |
| 25 | 12 | 2 | | Abdelaati IGUIDER | MAR | 25 Mar 87 | 3:42.23 | |
| | | 2 | | Samuel TEFERA | ETH | 23 Oct 99 | DNF | |

| ALL-TIME TOP LIST | | | | SEASON TOP LIST | | | |
|-------------------|-------------------------------|-------------------------|-----------|-----------------|--------------------------------|-----------------------------|--------|
| RESULT | NAME | VENUE | DATE | RESULT | NAME | VENUE | 2019 |
| 3:26.00 | Hicham EL GUERROUJ (MAR) | Roma (Stadio Olimpico) | 14 Jul 98 | 3:28.77 | Timothy CHERUIYOT (KEN) | Lausanne (Pontaise) | 5 Jul |
| 3:26.34 | Bernard LAGAT (KEN) | Bruxelles | 24 Aug 01 | 3:30.16 | Jakob INGEBRIGTSEN (NOR) | Lausanne (SUI) | 5 Jul |
| 3:26.69 | Asbel KIPROP (KEN) | Monaco (Stade Louis II) | 17 Jul 15 | 3:30.58 | Ronald MUSAGALA (UGA) | Monaco (MON) | 12 Jul |
| 3:27.37 | Nouredine MORCELI (ALG) | Nice | 12 Jul 95 | 3:30.62 | Charlie DA'VALL GRICE (GBR) | Monaco (MON) | 12 Jul |
| 3:27.64 | Silas KIPLAGAT (KEN) | Monaco (Stade Louis II) | 18 Jul 14 | 3:30.66 | Ayanleh SOULEIMAN (DJI) | Stade Charléty, Paris (FRA) | 24 Aug |
| 3:28.12 | Noah NGENY (KEN) | Zürich | 11 Aug 00 | 3:30.82 | Filip INGEBRIGTSEN (NOR) | Lausanne (Pontaise) | 5 Jul |
| 3:28.41 | Timothy CHERUIYOT (KEN) | Monaco (MON) | 20 Jul 18 | 3:31.39 | Samuel TEFERA (ETH) | Lausanne (Pontaise) | 5 Jul |
| 3:28.75 | Taoufik MAKHLOUFI (ALG) | Monaco (Stade Louis II) | 17 Jul 15 | 3:31.45 | Bethwell BIRGEN (KEN) | Stade Charléty, Paris (FRA) | 24 Aug |
| 3:28.79 | Abdelaati IGUIDER (MAR) | Monaco (Stade Louis II) | 17 Jul 15 | 3:31.49 | George Meitamei MANANGOI (KEN) | Monaco (MON) | 12 Jul |
| 3:28.80 | Elijah Motonei MANANGOI (KEN) | Monaco (Stade Louis II) | 21 Jul 17 | 3:31.64 | Abdelaati IGUIDER (MAR) | Stade Charléty, Paris (FRA) | 24 Aug |

RACE ANALYSIS



1500 Metres Men - Semi-Final

First 5 in each heat (Q) and the next 2 fastest (q) advance to the Final

SPLIT TIMES UPDATED

Heat 2 **2**

4 October 2019 20:20 START TIME 26° C TEMPERATURE 61 % HUMIDITY

| | | | | | | | | | | | | | | | | | | | |
|----|--------|----|--------|----|--------|----|--------|---|-------|---|-------|---|-------|---|-------|---|-------|----|--------|
| 1 | 100 m | 2 | 200 m | 3 | 300 m | 4 | 400 m | 5 | 500 m | 6 | 600 m | 7 | 700 m | 8 | 800 m | 9 | 900 m | 10 | 1000 m |
| 11 | 1100 m | 12 | 1200 m | 13 | 1300 m | 14 | 1400 m | | | | | | | | | | | | |

| | | | | | | | | | | | | | | | | | | | |
|----------|---------------------------|----|--------------|----|-------------|----|--------------|---|--------------|---|--------------|---|--------------|---|--------------|-----------|----------------|----|--------------|
| 1 | Marcin LEWANDOWSKI | | | | | | | | | | | | | | POL | 13 Jun 87 | 3:36.50 | | |
| 1 | 14.91 | 2 | 14.87 | 3 | 14.95 | 4 | 15.70 | 5 | 14.80 | 6 | 15.28 | 7 | 14.37 | 8 | 15.07 | 9 | 14.56 | 10 | 14.83 |
| | 14.91 (12) | | 29.78 (12) | | 44.73 (12) | | 1:00.43 (13) | | 1:15.23 (13) | | 1:30.51 (13) | | 1:44.88 (10) | | 1:59.95 (11) | | 2:14.51 (13) | | 2:29.34 (12) |
| 11 | 14.08 | 12 | 13.74 | 13 | 12.77 | 14 | 13.48 | | | | | | | | | | | | |
| | 2:43.42 (11) | | 2:57.16 (10) | | 3:09.93 (2) | | 3:23.41 (2) | | | | | | | | | | | | |

| | | | | | | | | | | | | | | | | | | | |
|----------|----------------------|----|-------------|----|-------------|----|-------------|---|-------------|---|-------------|---|-------------|---|-------------|-----------|----------------|----|-------------|
| 2 | Ronald KWEMOI | | | | | | | | | | | | | | KEN | 19 Sep 95 | 3:36.53 | | |
| 1 | 14.20 | 2 | 14.45 | 3 | 15.02 | 4 | 15.39 | 5 | 15.21 | 6 | 15.09 | 7 | 15.07 | 8 | 14.80 | 9 | 14.70 | 10 | 14.69 |
| | 14.20 (4) | | 28.65 (1) | | 43.67 (1) | | 59.06 (1) | | 1:14.27 (1) | | 1:29.36 (1) | | 1:44.43 (1) | | 1:59.23 (1) | | 2:13.93 (1) | | 2:28.62 (1) |
| 11 | 14.21 | 12 | 13.69 | 13 | 13.41 | 14 | 13.34 | | | | | | | | | | | | |
| | 2:42.83 (1) | | 2:56.52 (1) | | 3:09.93 (1) | | 3:23.27 (1) | | | | | | | | | | | | |

| | | | | | | | | | | | | | | | | | | | |
|----------|---------------------------|----|-------------|----|-------------|----|--------------|---|--------------|---|--------------|---|-------------|---|-------------|-----------|----------------|----|-------------|
| 3 | Jakob INGEBRIGTSEN | | | | | | | | | | | | | | NOR | 19 Sep 00 | 3:36.58 | | |
| 1 | 15.12 | 2 | 14.80 | 3 | 14.88 | 4 | 15.58 | 5 | 14.84 | 6 | 15.12 | 7 | 14.34 | 8 | 14.73 | 9 | 14.60 | 10 | 14.81 |
| | 15.12 (13) | | 29.92 (13) | | 44.80 (13) | | 1:00.38 (12) | | 1:15.22 (12) | | 1:30.34 (11) | | 1:44.68 (6) | | 1:59.41 (3) | | 2:14.01 (3) | | 2:28.82 (3) |
| 11 | 14.05 | 12 | 13.81 | 13 | 13.43 | 14 | 13.37 | | | | | | | | | | | | |
| | 2:42.87 (3) | | 2:56.68 (4) | | 3:10.11 (5) | | 3:23.48 (3) | | | | | | | | | | | | |

| | | | | | | | | | | | | | | | | | | | |
|----------|------------------|----|--------------|----|-------------|----|--------------|---|-------------|---|-------------|---|-------------|---|--------------|----------|----------------|----|--------------|
| 4 | Josh KERR | | | | | | | | | | | | | | GBR | 8 Oct 97 | 3:36.58 | | |
| 1 | 14.35 | 2 | 15.07 | 3 | 14.99 | 4 | 15.66 | 5 | 14.70 | 6 | 15.36 | 7 | 14.74 | 8 | 15.29 | 9 | 14.22 | 10 | 15.11 |
| | 14.35 (7) | | 29.42 (9) | | 44.41 (9) | | 1:00.07 (10) | | 1:14.77 (7) | | 1:30.13 (9) | | 1:44.87 (9) | | 2:00.16 (13) | | 2:14.38 (11) | | 2:29.49 (13) |
| 11 | 13.94 | 12 | 13.75 | 13 | 12.95 | 14 | 13.46 | | | | | | | | | | | | |
| | 2:43.43 (12) | | 2:57.18 (11) | | 3:10.13 (6) | | 3:23.59 (5) | | | | | | | | | | | | |

| | | | | | | | | | | | | | | | | | | | |
|----------|----------------------------|----|-------------|----|-------------|----|--------------|---|--------------|---|--------------|---|--------------|---|--------------|----------|----------------|----|-------------|
| 5 | Youssef HISS BACHIR | | | | | | | | | | | | | | DJI | 1 Jan 87 | 3:36.72 | SB | |
| 1 | 14.84 | 2 | 14.89 | 3 | 14.83 | 4 | 15.68 | 5 | 14.80 | 6 | 15.29 | 7 | 14.73 | 8 | 14.82 | 9 | 14.43 | 10 | 14.72 |
| | 14.84 (11) | | 29.73 (11) | | 44.56 (11) | | 1:00.24 (11) | | 1:15.04 (11) | | 1:30.33 (10) | | 1:45.06 (12) | | 1:59.88 (10) | | 2:14.31 (10) | | 2:29.03 (7) |
| 11 | 14.17 | 12 | 13.73 | 13 | 13.38 | 14 | 13.32 | | | | | | | | | | | | |
| | 2:43.20 (8) | | 2:56.93 (8) | | 3:10.31 (9) | | 3:23.63 (6) | | | | | | | | | | | | |

| | | | | | | | | | | | | | | | | | | | |
|----------|---------------------------|----|-------------|----|-------------|----|-------------|---|--------------|---|--------------|---|--------------|---|--------------|-----------|----------------|----|-------------|
| 6 | Matthew CENTROWITZ | | | | | | | | | | | | | | USA | 18 Oct 89 | 3:36.77 | SB | |
| 1 | 14.50 | 2 | 14.84 | 3 | 14.94 | 4 | 15.60 | 5 | 15.05 | 6 | 15.42 | 7 | 14.72 | 8 | 15.03 | 9 | 14.09 | 10 | 14.79 |
| | 14.50 (9) | | 29.34 (8) | | 44.28 (8) | | 59.88 (8) | | 1:14.93 (10) | | 1:30.35 (12) | | 1:45.07 (13) | | 2:00.10 (12) | | 2:14.19 (7) | | 2:28.98 (5) |
| 11 | 13.95 | 12 | 13.73 | 13 | 13.53 | 14 | 13.63 | | | | | | | | | | | | |
| | 2:42.93 (4) | | 2:56.66 (3) | | 3:10.19 (7) | | 3:23.82 (8) | | | | | | | | | | | | |

| | | | | | | | | | | | | | | | | | | | |
|----------|----------------------|----|-------------|----|-------------|----|-------------|---|-------------|---|-------------|---|-------------|---|-------------|-----------|----------------|----|-------------|
| 7 | Jake WIGHTMAN | | | | | | | | | | | | | | GBR | 11 Jul 94 | 3:36.85 | | |
| 1 | 14.15 | 2 | 14.99 | 3 | 15.13 | 4 | 15.45 | 5 | 15.12 | 6 | 15.15 | 7 | 14.88 | 8 | 14.88 | 9 | 14.38 | 10 | 15.02 |
| | 14.15 (3) | | 29.14 (7) | | 44.27 (7) | | 59.72 (7) | | 1:14.84 (8) | | 1:29.99 (7) | | 1:44.87 (8) | | 1:59.75 (9) | | 2:14.13 (5) | | 2:29.15 (9) |
| 11 | 13.91 | 12 | 13.72 | 13 | 13.27 | 14 | 13.45 | | | | | | | | | | | | |
| | 2:43.06 (7) | | 2:56.78 (5) | | 3:10.05 (4) | | 3:23.50 (4) | | | | | | | | | | | | |

| | | | | | | | | | | | | | | | | | | | |
|----------|------------------------|----|--------------|----|--------------|----|--------------|---|-------------|---|-------------|---|--------------|---|-------------|-----------|----------------|----|--------------|
| 8 | Matthew RAMSDEN | | | | | | | | | | | | | | AUS | 23 Jul 97 | 3:37.16 | PB | |
| 1 | 14.70 | 2 | 14.82 | 3 | 14.90 | 4 | 15.54 | 5 | 14.96 | 6 | 15.19 | 7 | 14.84 | 8 | 14.74 | 9 | 14.73 | 10 | 14.79 |
| | 14.70 (10) | | 29.52 (10) | | 44.42 (10) | | 59.96 (9) | | 1:14.92 (9) | | 1:30.11 (8) | | 1:44.95 (11) | | 1:59.69 (7) | | 2:14.42 (12) | | 2:29.21 (10) |
| 11 | 14.41 | 12 | 13.79 | 13 | 13.44 | 14 | 13.33 | | | | | | | | | | | | |
| | 2:43.62 (13) | | 2:57.41 (12) | | 3:10.85 (12) | | 3:24.18 (12) | | | | | | | | | | | | |

| | | | | | | | | | | | | | | | | | | | |
|----------|------------------------|----|-------------|----|-------------|----|-------------|---|-------------|---|-------------|---|-------------|---|-------------|-----------|----------------|----|-------------|
| 9 | Ronald MUSAGALA | | | | | | | | | | | | | | UGA | 16 Dec 92 | 3:37.19 | | |
| 1 | 14.05 | 2 | 14.90 | 3 | 14.97 | 4 | 15.44 | 5 | 14.98 | 6 | 15.16 | 7 | 14.96 | 8 | 14.87 | 9 | 14.63 | 10 | 14.77 |
| | 14.05 (2) | | 28.95 (3) | | 43.92 (3) | | 59.36 (3) | | 1:14.34 (2) | | 1:29.50 (2) | | 1:44.46 (2) | | 1:59.33 (2) | | 2:13.96 (2) | | 2:28.73 (2) |
| 11 | 14.33 | 12 | 13.78 | 13 | 13.36 | 14 | 13.73 | | | | | | | | | | | | |
| | 2:43.06 (6) | | 2:56.84 (7) | | 3:10.20 (8) | | 3:23.93 (9) | | | | | | | | | | | | |

| | | | | | | | | | | | | | | | | | | | |
|-----------|--------------------|----|-------------|----|--------------|----|--------------|---|-------------|---|-------------|---|-------------|---|-------------|-----------|----------------|----|-------------|
| 10 | Kevin LÓPEZ | | | | | | | | | | | | | | ESP | 12 Jun 90 | 3:37.56 | | |
| 1 | 13.85 | 2 | 14.96 | 3 | 15.07 | 4 | 15.38 | 5 | 15.20 | 6 | 15.10 | 7 | 15.08 | 8 | 14.81 | 9 | 14.66 | 10 | 14.72 |
| | 13.85 (1) | | 28.81 (2) | | 43.88 (2) | | 59.26 (2) | | 1:14.46 (3) | | 1:29.56 (3) | | 1:44.64 (5) | | 1:59.45 (4) | | 2:14.11 (4) | | 2:28.83 (4) |
| 11 | 14.18 | 12 | 13.79 | 13 | 13.59 | 14 | 13.56 | | | | | | | | | | | | |
| | 2:43.01 (5) | | 2:56.80 (6) | | 3:10.39 (10) | | 3:23.95 (10) | | | | | | | | | | | | |



RACE ANALYSIS
1500 Metres Men - Semi-Final

SPLIT TIMES UPDATED

11 Amos BARTELSMEYER GER 25 Jul 94 **3:37.74**

| | | | | | | | | | | | | | | | | | | | |
|----|-------------|----|-------------|----|--------------|----|--------------|---|-------------|---|-------------|---|-------------|---|-------------|---|-------------|----|-------------|
| 1 | 14.22 | 2 | 14.85 | 3 | 15.03 | 4 | 15.43 | 5 | 15.11 | 6 | 15.17 | 7 | 14.96 | 8 | 14.97 | 9 | 14.55 | 10 | 14.84 |
| | 14.22 (5) | | 29.07 (5) | | 44.10 (5) | | 59.53 (5) | | 1:14.64 (5) | | 1:29.81 (5) | | 1:44.77 (7) | | 1:59.74 (8) | | 2:14.29 (9) | | 2:29.13 (8) |
| 11 | 14.09 | 12 | 13.76 | 13 | 13.61 | 14 | 13.57 | | | | | | | | | | | | |
| | 2:43.22 (9) | | 2:56.98 (9) | | 3:10.59 (11) | | 3:24.16 (11) | | | | | | | | | | | | |

12 Abdelaati IGUIDER MAR 25 Mar 87 **3:42.23**

| | | | | | | | | | | | | | | | | | | | |
|----|-------------|----|-------------|----|-------------|----|-------------|---|-------------|---|-------------|---|-------------|---|-------------|---|-------------|----|--------------|
| 1 | 14.28 | 2 | 14.80 | 3 | 15.12 | 4 | 15.48 | 5 | 15.02 | 6 | 15.21 | 7 | 14.73 | 8 | 14.95 | 9 | 14.68 | 10 | 15.05 |
| | 14.28 (6) | | 29.08 (6) | | 44.20 (6) | | 59.68 (6) | | 1:14.70 (6) | | 1:29.91 (6) | | 1:44.64 (4) | | 1:59.59 (6) | | 2:14.27 (8) | | 2:29.32 (11) |
| 11 | 13.54 | 12 | 13.69 | 13 | 13.40 | 14 | 13.73 | | | | | | | | | | | | |
| | 2:42.86 (2) | | 2:56.55 (2) | | 3:09.95 (3) | | 3:23.68 (7) | | | | | | | | | | | | |

Samuel TEFERA ETH 23 Oct 99 **DNF**

| | | | | | | | | | | | | | | | | | | | |
|----|--------------|----|--------------|----|--------------|---|-----------|---|-------------|---|-------------|---|-------------|---|-------------|---|-------------|----|-------------|
| 1 | 14.47 | 2 | 14.58 | 3 | 14.95 | 4 | 15.48 | 5 | 15.08 | 6 | 15.18 | 7 | 14.84 | 8 | 14.99 | 9 | 14.60 | 10 | 14.81 |
| | 14.47 (8) | | 29.05 (4) | | 44.00 (4) | | 59.48 (4) | | 1:14.56 (4) | | 1:29.74 (4) | | 1:44.58 (3) | | 1:59.57 (5) | | 2:14.17 (6) | | 2:28.98 (6) |
| 11 | 14.36 | 12 | 14.24 | 13 | 13.97 | | | | | | | | | | | | | | |
| | 2:43.34 (10) | | 2:57.58 (13) | | 3:11.55 (13) | | | | | | | | | | | | | | |

RESULTS



1500 Metres Men - Semi-Final

First 5 in each heat (Q) and the next 2 fastest (q) advance to the Final

| RECORDS | RESULT NAME | COUNTRY | AGE | VENUE | DATE |
|--------------------------------|-----------------------------------|-------------------------|-----------------------|------------------------|-------------|
| World Record WR | 3:26.00 Hicham EL GUERROUJ | MAR | 24 | Roma (Stadio Olimpico) | 14 Jul 1998 |
| Championships Record CR | 3:27.65 Hicham EL GUERROUJ | MAR | 25 | Sevilla (La Cartuja) | 24 Aug 1999 |
| World Leading WL | 3:28.77 Timothy CHERUIYOT | KEN | 24 | Lausanne (Pontaise) | 5 Jul 2019 |
| Area Record AR | National Record NR | Personal Best PB | Season Best SB | | |

Heat 1

2

4 October 2019 20:05 START TIME

26° C TEMPERATURE 61% HUMIDITY

| PLACE | NAME | COUNTRY | DATE OF BIRTH | ORDER | RESULT |
|-------|--------------------|---------|---------------|-------|--------------------------------|
| 1 | Timothy CHERUIYOT | KEN | 20 Nov 95 | 2 | 3:36.53 (.525) Q |
| 2 | Taoufik MAKHLOUFI | ALG | 29 Apr 88 | 4 | 3:36.69 (.683) Q |
| 3 | Neil GOURLEY | GBR | 7 Feb 95 | 7 | 3:36.69 (.685) Q |
| 4 | Craig ENGELS | USA | 1 May 94 | 9 | 3:36.69 (.690) Q |
| 5 | Kalle BERGLUND | SWE | 11 Mar 96 | 1 | 3:36.72 (.712) Q |
| 6 | Ben BLANKENSHIP | USA | 15 Dec 88 | 12 | 3:36.98 |
| 7 | Filip INGEBRIGTSEN | NOR | 20 Apr 93 | 3 | 3:37.00 |
| 8 | Alexis MIELLET | FRA | 5 May 95 | 11 | 3:37.39 |
| 9 | Isaac KIMELI | BEL | 9 Mar 94 | 10 | 3:37.50 |
| 10 | Stewart MCSWEYN | AUS | 1 Jun 95 | 6 | 3:37.95 |
| 11 | Ayanteh SOULEIMAN | DJI | 3 Dec 92 | 13 | 3:38.35 |
| 12 | Teddese LEMI | ETH | 20 Jan 99 | 5 | 3:38.79 PB |
| 13 | Jesus GOMEZ | ESP | 24 Apr 91 | 8 | 3:40.29 |

INTERMEDIATE TIMES

| | | | |
|--------|---------------------------|--------|---------------------------|
| 100 m | 13.59 Timothy CHERUIYOT | 200 m | 28.18 Timothy CHERUIYOT |
| 300 m | 43.92 Timothy CHERUIYOT | 400 m | 59.14 Timothy CHERUIYOT |
| 500 m | 1:14.72 Timothy CHERUIYOT | 600 m | 1:30.12 Timothy CHERUIYOT |
| 700 m | 1:45.03 Timothy CHERUIYOT | 800 m | 1:59.96 Timothy CHERUIYOT |
| 900 m | 2:14.57 Timothy CHERUIYOT | 1000 m | 2:28.73 Timothy CHERUIYOT |
| 1100 m | 2:43.05 Timothy CHERUIYOT | 1200 m | 2:56.74 Timothy CHERUIYOT |
| 1300 m | 3:10.27 Timothy CHERUIYOT | 1400 m | 3:23.49 Timothy CHERUIYOT |

Heat 2

2

4 October 2019 20:20 START TIME

26° C TEMPERATURE 61% HUMIDITY

| PLACE | NAME | COUNTRY | DATE OF BIRTH | ORDER | RESULT |
|-------|---------------------|---------|---------------|-------|--|
| 1 | Marcin LEWANDOWSKI | POL | 13 Jun 87 | 11 | 3:36.50 Q |
| 2 | Ronald KWEMOI | KEN | 19 Sep 95 | 10 | 3:36.53 (.528) Q |
| 3 | Jakob INGEBRIGTSEN | NOR | 19 Sep 00 | 2 | 3:36.58 (.576) Q |
| 4 | Josh KERR | GBR | 8 Oct 97 | 4 | 3:36.58 (.577) Q |
| 5 | Youssef HISS BACHIR | DJI | 1 Jan 87 | 12 | 3:36.72 (.715) Q SB |
| 6 | Matthew CENTROWITZ | USA | 18 Oct 89 | 1 | 3:36.77 q SB |
| 7 | Jake WIGHTMAN | GBR | 11 Jul 94 | 9 | 3:36.85 q |
| 8 | Matthew RAMSDEN | AUS | 23 Jul 97 | 6 | 3:37.16 PB |
| 9 | Ronald MUSAGALA | UGA | 16 Dec 92 | 5 | 3:37.19 |
| 10 | Kevin LÓPEZ | ESP | 12 Jun 90 | 8 | 3:37.56 |
| 11 | Amos BARTELSMEYER | GER | 25 Jul 94 | 3 | 3:37.74 |
| 12 | Abdelaati IGUIDER | MAR | 25 Mar 87 | 13 | 3:42.23 |
| | Samuel TEFERA | ETH | 23 Oct 99 | 7 | DNF |

INTERMEDIATE TIMES

| | | | |
|--------|-----------------------|--------|-----------------------|
| 400 m | 59.06 Ronald KWEMOI | 500 m | 1:14.27 Ronald KWEMOI |
| 600 m | 1:29.36 Ronald KWEMOI | 700 m | 1:44.43 Ronald KWEMOI |
| 800 m | 1:59.23 Ronald KWEMOI | 900 m | 2:13.93 Ronald KWEMOI |
| 1000 m | 2:28.62 Ronald KWEMOI | 1100 m | 2:42.83 Ronald KWEMOI |
| 1200 m | 2:56.52 Ronald KWEMOI | 1300 m | 3:09.93 Ronald KWEMOI |
| 1400 m | 3:23.27 Ronald KWEMOI | | |

RESULTS
1500 Metres Men - Semi-Final

| ALL-TIME TOP LIST | | | | SEASON TOP LIST | | | |
|-------------------|-------------------------------|-------------------------|-----------|-----------------|--------------------------------|-----------------------------|--------|
| RESULT | NAME | VENUE | DATE | RESULT | NAME | VENUE | 2019 |
| 3:26.00 | Hicham EL GUERROUJ (MAR) | Roma (Stadio Olimpico) | 14 Jul 98 | 3:28.77 | Timothy CHERUIYOT (KEN) | Lausanne (Pontaise) | 5 Jul |
| 3:26.34 | Bernard LAGAT (KEN) | Bruxelles | 24 Aug 01 | 3:30.16 | Jakob INGEBRIGTSEN (NOR) | Lausanne (SUI) | 5 Jul |
| 3:26.69 | Asbel KIPROP (KEN) | Monaco (Stade Louis II) | 17 Jul 15 | 3:30.58 | Ronald MUSAGALA (UGA) | Monaco (MON) | 12 Jul |
| 3:27.37 | Noureddine MORCELI (ALG) | Nice | 12 Jul 95 | 3:30.62 | Charlie DA'VALL GRICE (GBR) | Monaco (MON) | 12 Jul |
| 3:27.64 | Silas KIPLAGAT (KEN) | Monaco (Stade Louis II) | 18 Jul 14 | 3:30.66 | Ayanleh SOULEIMAN (DJI) | Stade Charléty, Paris (FRA) | 24 Aug |
| 3:28.12 | Noah NGENY (KEN) | Zürich | 11 Aug 00 | 3:30.82 | Filip INGEBRIGTSEN (NOR) | Lausanne (Pontaise) | 5 Jul |
| 3:28.41 | Timothy CHERUIYOT (KEN) | Monaco (MON) | 20 Jul 18 | 3:31.39 | Samuel TEFERA (ETH) | Lausanne (Pontaise) | 5 Jul |
| 3:28.75 | Taoufik MAKHLOUFI (ALG) | Monaco (Stade Louis II) | 17 Jul 15 | 3:31.45 | Bethwell BIRGEN (KEN) | Stade Charléty, Paris (FRA) | 24 Aug |
| 3:28.79 | Abdelaati IGUIDER (MAR) | Monaco (Stade Louis II) | 17 Jul 15 | 3:31.49 | George Meitamei MANANGOI (KEN) | Monaco (MON) | 12 Jul |
| 3:28.80 | Elijah Motonei MANANGOI (KEN) | Monaco (Stade Louis II) | 21 Jul 17 | 3:31.64 | Abdelaati IGUIDER (MAR) | Stade Charléty, Paris (FRA) | 24 Aug |

SUMMARY



1500 Metres Men - Round 1

First 6 in each heat (Q) and the next 6 fastest (q) advance to the Semi-Finals

ATHLETES LEMI (ETH) AND RAMSDEN (AUS) ADVANCED TO THE SEMIFINAL BY THE REFEREE

| RECORDS | RESULT | NAME | COUNTRY | AGE | VENUE | DATE |
|--------------------------------|---------|---------------------------|---------|-----|-------------------------|-----------------------|
| World Record WR | 3:26.00 | Hicham EL GUERROUJ | MAR | 24 | Roma (Stadio Olimpico) | 14 Jul 1998 |
| Championships Record CR | 3:27.65 | Hicham EL GUERROUJ | MAR | 25 | Sevilla (La Cartuja) | 24 Aug 1999 |
| World Leading WL | 3:28.77 | Timothy CHERUIYOT | KEN | 24 | Lausanne (Pontaise) | 5 Jul 2019 |
| Area Record AR | | National Record NR | | | Personal Best PB | Season Best SB |

3 October 2019

| RANK | PLACE | HEAT | BIB | NAME | COUNTRY | DATE of BIRTH | RESULT |
|------|-------|------|-----|----------------------------|---------|---------------|-------------------------|
| 1 | 1 | 3 | | Ayanleh SOULEIMAN | DJI | 3 Dec 92 | 3:36.16 Q |
| 2 | 2 | 3 | | Taoufik MAKHLOUFI | ALG | 29 Apr 88 | 3:36.18 Q |
| 3 | 3 | 3 | | Kalle BERGLUND | SWE | 11 Mar 96 | 3:36.19 Q |
| 4 | 4 | 3 | | Neil GOURLEY | GBR | 7 Feb 95 | 3:36.31 Q |
| 5 | 5 | 3 | | Craig ENGELS | USA | 1 May 94 | 3:36.35 Q |
| 6 | 6 | 3 | | Ronald MUSAGALA | UGA | 16 Dec 92 | 3:36.54 Q |
| 7 | 7 | 3 | | Ronald KWEMOI | KEN | 19 Sep 95 | 3:36.66 q |
| 8 | 8 | 3 | | Jesus GOMEZ | ESP | 24 Apr 91 | 3:36.72 q |
| 9 | 1 | 2 | | Timothy CHERUIYOT | KEN | 20 Nov 95 | 3:36.82 Q |
| 10 | 9 | 3 | | Stewart MCSWEYN | AUS | 1 Jun 95 | 3:36.88 q |
| 11 | 2 | 2 | | Josh KERR | GBR | 8 Oct 97 | 3:36.99 Q |
| 12 | 3 | 2 | | Ben BLANKENSHIP | USA | 15 Dec 88 | 3:37.13 Q |
| 13 | 4 | 2 | | Filip INGEBRIGTSEN | NOR | 20 Apr 93 | 3:37.26 Q |
| 14 | 5 | 2 | | Abdelaati IGUIDER | MAR | 25 Mar 87 | 3:37.44 Q |
| 15 | 6 | 2 | | Kevin LÓPEZ | ESP | 12 Jun 90 | 3:37.62 Q |
| 16 | 1 | 1 | | Jakob INGEBRIGTSEN | NOR | 19 Sep 00 | 3:37.67 Q |
| 17 | 2 | 1 | | Alexis MIELLET | FRA | 5 May 95 | 3:37.69 (.683) Q |
| 18 | 3 | 1 | | Matthew CENTROWITZ | USA | 18 Oct 89 | 3:37.69 (.690) Q |
| 19 | 4 | 1 | | Jake WIGHTMAN | GBR | 11 Jul 94 | 3:37.72 Q |
| 20 | 5 | 1 | | Marcin LEWANDOWSKI | POL | 13 Jun 87 | 3:37.75 Q |
| 21 | 6 | 1 | | Amos BARTELSMEYER | GER | 25 Jul 94 | 3:37.80 Q |
| 22 | 7 | 1 | | Samuel TEFERA | ETH | 23 Oct 99 | 3:37.82 q |
| 23 | 7 | 2 | | Isaac KIMELI | BEL | 9 Mar 94 | 3:37.87 q |
| 24 | 8 | 2 | | Youssef HISS BACHIR | DJI | 1 Jan 87 | 3:37.93 q |
| 25 | 8 | 1 | | Adel MECHAAL | ESP | 5 Dec 90 | 3:37.95 |
| 26 | 9 | 2 | | Kumari TAKI | KEN | 6 May 99 | 3:37.98 |
| 27 | 9 | 1 | | Filip SASÍNEK | CZE | 8 Jan 96 | 3:38.17 |
| 28 | 10 | 1 | | George Meitamei MANANGOI | KEN | 29 Nov 00 | 3:38.39 |
| 29 | 11 | 1 | | Ryan GREGSON | AUS | 26 Apr 90 | 3:38.69 |
| 30 | 12 | 1 | | Abdi Waiss MOUHAYADIN | DJI | 3 Jul 96 | 3:38.79 |
| 31 | 10 | 3 | | Ismael DEBJANI | BEL | 25 Sep 90 | 3:39.11 |
| 32 | 11 | 3 | | Jakub HOLUŠA | CZE | 20 Feb 88 | 3:39.79 |
| 33 | 13 | 1 | | Hicham OULADHA | MAR | 31 Jan 95 | 3:39.86 (.853) |
| 34 | 10 | 2 | | Jinson JOHNSON | IND | 15 Mar 91 | 3:39.86 (.856) |
| 35 | 12 | 3 | | Abdullahi JAMA MOHAMED | SOM | 29 Nov 02 | 3:40.84 |
| 36 | 11 | 2 | | Teddese LEMI | ETH | 20 Jan 99 | 3:41.32 qR |
| 37 | 13 | 3 | | Abdirahman Saeed HASSAN | QAT | 13 Apr 97 | 3:42.24 |
| 38 | 12 | 2 | | Musulman DZHOLOMANOV | KGZ | 21 Jun 97 | 3:45.07 |
| 39 | 14 | 1 | | Abraham Kipchirchir ROTICH | BRN | 26 Sep 93 | 3:45.19 |
| 40 | 14 | 3 | | Yach Majok Koon WOL | SSD | 18 Apr 96 | 3:46.24 |

SUMMARY
1500 Metres Men - Round 1

ATHLETES LEMI (ETH) AND RAMSDEN (AUS) ADVANCED TO THE SEMIFINAL BY THE REFEREE

3 October 2019

| RANK | PLACE | HEAT | BIB | NAME | COUNTRY | DATE of BIRTH | RESULT | |
|-----------|-----------|----------|-----|----------------------------|------------|---------------|----------------|-----------|
| 41 | 13 | 2 | | Matthew RAMSDEN | AUS | 23 Jul 97 | 3:47.59 | qR |
| 42 | 14 | 2 | | Paulo Amotun LOKORO | ART | 1 Jan 92 | 3:48.98 | |
| 43 | 15 | 1 | | Lucirio GARRIDO | VEN | 8 Apr 92 | 3:52.93 | |
| | | 3 | | Brahim KAAZOUZI | MAR | 15 Jun 90 | DNS | |
| | | 2 | | Rabii DOUKKANA | FRA | 6 Dec 87 | DNS | |

| ALL-TIME TOP LIST | | | | SEASON TOP LIST | | | |
|-------------------|-------------------------------|-------------------------|-----------|-----------------|--------------------------------|-----------------------------|--------|
| RESULT | NAME | VENUE | DATE | RESULT | NAME | VENUE | 2019 |
| 3:26.00 | Hicham EL GUERROUJ (MAR) | Roma (Stadio Olimpico) | 14 Jul 98 | 3:28.77 | Timothy CHERUIYOT (KEN) | Lausanne (Pontaise) | 5 Jul |
| 3:26.34 | Bernard LAGAT (KEN) | Bruxelles | 24 Aug 01 | 3:30.16 | Jakob INGEBRIGTSEN (NOR) | Lausanne (SUI) | 5 Jul |
| 3:26.69 | Asbel KIPROP (KEN) | Monaco (Stade Louis II) | 17 Jul 15 | 3:30.58 | Ronald MUSAGALA (UGA) | Monaco (MON) | 12 Jul |
| 3:27.37 | Noureddine MORCELI (ALG) | Nice | 12 Jul 95 | 3:30.62 | Charlie DA'VALL GRICE (GBR) | Monaco (MON) | 12 Jul |
| 3:27.64 | Silas KIPLAGAT (KEN) | Monaco (Stade Louis II) | 18 Jul 14 | 3:30.66 | Ayanleh SOULEIMAN (DJI) | Stade Charléty, Paris (FRA) | 24 Aug |
| 3:28.12 | Noah NGENY (KEN) | Zürich | 11 Aug 00 | 3:30.82 | Filip INGEBRIGTSEN (NOR) | Lausanne (Pontaise) | 5 Jul |
| 3:28.41 | Timothy CHERUIYOT (KEN) | Monaco (MON) | 20 Jul 18 | 3:31.39 | Samuel TEFERA (ETH) | Lausanne (Pontaise) | 5 Jul |
| 3:28.75 | Taoufik MAKHLOUFI (ALG) | Monaco (Stade Louis II) | 17 Jul 15 | 3:31.45 | Bethwell BIRGEN (KEN) | Stade Charléty, Paris (FRA) | 24 Aug |
| 3:28.79 | Abdelaati IGUIDER (MAR) | Monaco (Stade Louis II) | 17 Jul 15 | 3:31.49 | George Meitamei MANANGOI (KEN) | Monaco (MON) | 12 Jul |
| 3:28.80 | Elijah Motonei MANANGOI (KEN) | Monaco (Stade Louis II) | 21 Jul 17 | 3:31.64 | Abdelaati IGUIDER (MAR) | Stade Charléty, Paris (FRA) | 24 Aug |

RACE ANALYSIS



1500 Metres Men - Round 1

First 6 in each heat (Q) and the next 6 fastest (q) advance to the Semi-Finals

Heat 2

3

3 October 2019 22:12 START TIME

26° C TEMPERATURE 61 % HUMIDITY

| | | | | | | | | | | | | | | | | | | | |
|----|--------|----|--------|----|--------|----|--------|---|-------|---|-------|---|-------|---|-------|---|-------|----|--------|
| 1 | 100 m | 2 | 200 m | 3 | 300 m | 4 | 400 m | 5 | 500 m | 6 | 600 m | 7 | 700 m | 8 | 800 m | 9 | 900 m | 10 | 1000 m |
| 11 | 1100 m | 12 | 1200 m | 13 | 1300 m | 14 | 1400 m | | | | | | | | | | | | |

| | | | | | | | | | | | | | | | | | | | |
|----------------------------|-------------|----|-------------|----|-------------|----|-------------|---|-------------|---------------|-------------|---|-------------|---|----------------|---|-------------|----|-------------|
| 1 Timothy CHERUIYOT | | | | | | | | | | KEN 20 Nov 95 | | | | | 3:36.82 | | | | |
| 1 | 13.87 | 2 | 14.01 | 3 | 14.51 | 4 | 15.16 | 5 | 14.64 | 6 | 15.45 | 7 | 15.58 | 8 | 15.04 | 9 | 14.89 | 10 | 15.10 |
| | 13.87 (4) | | 27.88 (4) | | 42.39 (4) | | 57.55 (3) | | 1:12.19 (2) | | 1:27.64 (2) | | 1:43.22 (2) | | 1:58.26 (2) | | 2:13.15 (2) | | 2:28.25 (2) |
| 11 | 13.98 | 12 | 14.21 | 13 | 13.71 | 14 | 13.49 | | | | | | | | | | | | |
| | 2:42.23 (1) | | 2:56.44 (1) | | 3:10.15 (1) | | 3:23.64 (1) | | | | | | | | | | | | |

| | | | | | | | | | | | | | | | | | | | |
|--------------------|-------------|----|-------------|----|-------------|----|-------------|---|-------------|--------------|--------------|---|--------------|---|----------------|---|-------------|----|-------------|
| 2 Josh KERR | | | | | | | | | | GBR 8 Oct 97 | | | | | 3:36.99 | | | | |
| 1 | 14.06 | 2 | 14.40 | 3 | 14.50 | 4 | 15.24 | 5 | 15.03 | 6 | 15.36 | 7 | 15.28 | 8 | 15.38 | 9 | 14.16 | 10 | 15.21 |
| | 14.06 (8) | | 28.46 (7) | | 42.96 (8) | | 58.20 (9) | | 1:13.23 (9) | | 1:28.59 (11) | | 1:43.87 (11) | | 1:59.25 (11) | | 2:13.41 (6) | | 2:28.62 (7) |
| 11 | 14.06 | 12 | 14.09 | 13 | 13.43 | 14 | 13.49 | | | | | | | | | | | | |
| | 2:42.68 (6) | | 2:56.77 (4) | | 3:10.20 (2) | | 3:23.69 (2) | | | | | | | | | | | | |

| | | | | | | | | | | | | | | | | | | | |
|--------------------------|-------------|----|-------------|----|-------------|----|-------------|---|-------------|---------------|-------------|---|-------------|---|----------------|---|--------------|----|--------------|
| 3 Ben BLANKENSHIP | | | | | | | | | | USA 15 Dec 88 | | | | | 3:37.13 | | | | |
| 1 | 13.99 | 2 | 14.08 | 3 | 14.55 | 4 | 15.21 | 5 | 15.14 | 6 | 15.14 | 7 | 15.46 | 8 | 15.37 | 9 | 14.79 | 10 | 15.16 |
| | 13.99 (6) | | 28.07 (5) | | 42.62 (5) | | 57.83 (5) | | 1:12.97 (7) | | 1:28.11 (6) | | 1:43.57 (9) | | 1:58.94 (9) | | 2:13.73 (11) | | 2:28.89 (10) |
| 11 | 13.97 | 12 | 14.08 | 13 | 13.41 | 14 | 13.52 | | | | | | | | | | | | |
| | 2:42.86 (8) | | 2:56.94 (6) | | 3:10.35 (4) | | 3:23.87 (4) | | | | | | | | | | | | |

| | | | | | | | | | | | | | | | | | | | |
|-----------------------------|-------------|----|-------------|----|-------------|----|-------------|---|--------------|---------------|--------------|---|-------------|---|----------------|---|-------------|----|-------------|
| 4 Filip INGEBRIGTSEN | | | | | | | | | | NOR 20 Apr 93 | | | | | 3:37.26 | | | | |
| 1 | 14.66 | 2 | 14.47 | 3 | 14.25 | 4 | 15.12 | 5 | 15.09 | 6 | 14.92 | 7 | 14.96 | 8 | 15.18 | 9 | 14.60 | 10 | 15.19 |
| | 14.66 (14) | | 29.13 (12) | | 43.38 (12) | | 58.50 (12) | | 1:13.59 (13) | | 1:28.51 (10) | | 1:43.47 (7) | | 1:58.65 (5) | | 2:13.25 (3) | | 2:28.44 (4) |
| 11 | 13.97 | 12 | 14.18 | 13 | 13.73 | 14 | 13.49 | | | | | | | | | | | | |
| | 2:42.41 (3) | | 2:56.59 (2) | | 3:10.32 (3) | | 3:23.81 (3) | | | | | | | | | | | | |

| | | | | | | | | | | | | | | | | | | | |
|----------------------------|-------------|----|-------------|----|-------------|----|-------------|---|-------------|---------------|-------------|---|-------------|---|----------------|---|-------------|----|-------------|
| 5 Abdelaati IGUIDER | | | | | | | | | | MAR 25 Mar 87 | | | | | 3:37.44 | | | | |
| 1 | 14.03 | 2 | 14.86 | 3 | 13.94 | 4 | 15.07 | 5 | 14.79 | 6 | 15.18 | 7 | 15.49 | 8 | 15.43 | 9 | 14.66 | 10 | 15.31 |
| | 14.03 (7) | | 28.89 (10) | | 42.83 (7) | | 57.90 (6) | | 1:12.69 (4) | | 1:27.87 (4) | | 1:43.36 (4) | | 1:58.79 (7) | | 2:13.45 (7) | | 2:28.76 (9) |
| 11 | 13.77 | 12 | 14.18 | 13 | 13.71 | 14 | 13.55 | | | | | | | | | | | | |
| | 2:42.53 (4) | | 2:56.71 (3) | | 3:10.42 (5) | | 3:23.97 (5) | | | | | | | | | | | | |

| | | | | | | | | | | | | | | | | | | | |
|----------------------|-------------|----|-------------|----|-------------|----|-------------|---|-------------|---------------|-------------|---|-------------|---|----------------|---|-------------|----|-------------|
| 6 Kevin LÓPEZ | | | | | | | | | | ESP 12 Jun 90 | | | | | 3:37.62 | | | | |
| 1 | 13.88 | 2 | 14.32 | 3 | 14.60 | 4 | 15.16 | 5 | 14.93 | 6 | 15.08 | 7 | 15.46 | 8 | 15.24 | 9 | 14.88 | 10 | 15.03 |
| | 13.88 (5) | | 28.20 (6) | | 42.80 (6) | | 57.96 (7) | | 1:12.89 (6) | | 1:27.97 (5) | | 1:43.43 (6) | | 1:58.67 (6) | | 2:13.55 (8) | | 2:28.58 (6) |
| 11 | 14.31 | 12 | 14.26 | 13 | 13.37 | 14 | 13.53 | | | | | | | | | | | | |
| | 2:42.89 (9) | | 2:57.15 (9) | | 3:10.52 (6) | | 3:24.05 (6) | | | | | | | | | | | | |

| | | | | | | | | | | | | | | | | | | | |
|-----------------------|--------------|----|-------------|----|--------------|----|-------------|---|--------------|--------------|--------------|---|--------------|---|----------------|---|--------------|----|-------------|
| 7 Isaac KIMELI | | | | | | | | | | BEL 9 Mar 94 | | | | | 3:37.87 | | | | |
| 1 | 14.27 | 2 | 15.07 | 3 | 14.25 | 4 | 15.09 | 5 | 14.73 | 6 | 15.33 | 7 | 14.95 | 8 | 15.22 | 9 | 14.74 | 10 | 15.11 |
| | 14.27 (12) | | 29.34 (13) | | 43.59 (13) | | 58.68 (13) | | 1:13.41 (11) | | 1:28.74 (12) | | 1:43.69 (10) | | 1:58.91 (8) | | 2:13.65 (10) | | 2:28.76 (8) |
| 11 | 14.27 | 12 | 13.92 | 13 | 13.85 | 14 | 13.76 | | | | | | | | | | | | |
| | 2:43.03 (11) | | 2:56.95 (7) | | 3:10.80 (10) | | 3:24.56 (9) | | | | | | | | | | | | |

| | | | | | | | | | | | | | | | | | | | |
|-------------------------------|-------------|----|-------------|----|-------------|----|-------------|---|--------------|--------------|-------------|---|-------------|---|----------------|---|-------------|----|-------------|
| 8 Youssouf HISS BACHIR | | | | | | | | | | DJI 1 Jan 87 | | | | | 3:37.93 | | | | |
| 1 | 14.46 | 2 | 14.60 | 3 | 14.21 | 4 | 15.05 | 5 | 15.05 | 6 | 14.95 | 7 | 14.98 | 8 | 15.16 | 9 | 14.92 | 10 | 15.18 |
| | 14.46 (13) | | 29.06 (11) | | 43.27 (11) | | 58.32 (10) | | 1:13.37 (10) | | 1:28.32 (8) | | 1:43.30 (3) | | 1:58.46 (4) | | 2:13.38 (5) | | 2:28.56 (5) |
| 11 | 14.22 | 12 | 14.22 | 13 | 13.58 | 14 | 13.52 | | | | | | | | | | | | |
| | 2:42.78 (7) | | 2:57.00 (8) | | 3:10.58 (8) | | 3:24.10 (7) | | | | | | | | | | | | |

| | | | | | | | | | | | | | | | | | | | |
|----------------------|--------------|----|--------------|----|-------------|----|-------------|---|-------------|--------------|-------------|---|-------------|---|----------------|---|-------------|----|--------------|
| 9 Kumari TAKI | | | | | | | | | | KEN 6 May 99 | | | | | 3:37.98 | | | | |
| 1 | 14.24 | 2 | 14.53 | 3 | 14.28 | 4 | 15.06 | 5 | 14.92 | 6 | 15.16 | 7 | 15.36 | 8 | 15.54 | 9 | 14.54 | 10 | 15.35 |
| | 14.24 (11) | | 28.77 (9) | | 43.05 (9) | | 58.11 (8) | | 1:13.03 (8) | | 1:28.19 (7) | | 1:43.55 (8) | | 1:59.09 (10) | | 2:13.63 (9) | | 2:28.98 (11) |
| 11 | 13.97 | 12 | 14.39 | 13 | 13.40 | 14 | 13.58 | | | | | | | | | | | | |
| | 2:42.95 (10) | | 2:57.34 (10) | | 3:10.74 (9) | | 3:24.32 (8) | | | | | | | | | | | | |

| | | | | | | | | | | | | | | | | | | | |
|--------------------------|-------------|----|-------------|----|-------------|----|--------------|---|-------------|---------------|-------------|---|-------------|---|----------------|---|-------------|----|-------------|
| 10 Jinson JOHNSON | | | | | | | | | | IND 15 Mar 91 | | | | | 3:39.86 | | | | |
| 1 | 13.81 | 2 | 14.03 | 3 | 14.55 | 4 | 15.24 | 5 | 14.82 | 6 | 15.33 | 7 | 15.59 | 8 | 15.08 | 9 | 14.90 | 10 | 15.06 |
| | 13.81 (3) | | 27.84 (3) | | 42.39 (3) | | 57.63 (4) | | 1:12.45 (3) | | 1:27.78 (3) | | 1:43.37 (5) | | 1:58.45 (3) | | 2:13.35 (4) | | 2:28.41 (3) |
| 11 | 14.25 | 12 | 14.19 | 13 | 13.70 | 14 | 14.22 | | | | | | | | | | | | |
| | 2:42.66 (5) | | 2:56.85 (5) | | 3:10.55 (7) | | 3:24.77 (10) | | | | | | | | | | | | |



RACE ANALYSIS
1500 Metres Men - Round 1

| | | | | | | | | | | | | | | | | | | | |
|-----------------------|------------------|-----------|------------------|-----------|------------------|-----------|------------------|----------|--------------------|----------|-----------------------------|----------|--------------------|----------|--------------------|----------|--------------------|-----------|--------------------|
| 11 | | | | | | | | | | | Teddese LEMI | | ETH | | 20 Jan 99 | | 3:41.32 | | |
| 1 | 13.67 | 2 | 13.90 | 3 | 14.69 | 4 | 15.06 | 5 | 14.83 | 6 | 15.37 | 7 | 15.65 | 8 | 15.05 | 9 | 14.92 | 10 | 15.06 |
| | 13.67 (2) | | 27.57 (2) | | 42.26 (2) | | 57.32 (1) | | 1:12.15 (1) | | 1:27.52 (1) | | 1:43.17 (1) | | 1:58.22 (1) | | 2:13.14 (1) | | 2:28.20 (1) |
| 11 | 14.18 | 12 | 16.43 | 13 | 13.34 | 14 | 14.20 | | | | | | | | | | | | |
| | 2:42.38 (2) | | 2:58.81 (11) | | 3:12.15 (11) | | 3:26.35 (11) | | | | | | | | | | | | |
| 12 | | | | | | | | | | | Musulman DZHOLOMANOV | | KGZ | | 21 Jun 97 | | 3:45.07 | | |
| 1 | 13.56 | 2 | 13.77 | 3 | 14.75 | 4 | 15.33 | 5 | 15.39 | 6 | 15.53 | 7 | 15.56 | 8 | 15.65 | 9 | 15.07 | 10 | 15.16 |
| | 13.56 (1) | | 27.33 (1) | | 42.08 (1) | | 57.41 (2) | | 1:12.80 (5) | | 1:28.33 (9) | | 1:43.89 (12) | | 1:59.54 (12) | | 2:14.61 (12) | | 2:29.77 (12) |
| 11 | 14.83 | 12 | 15.16 | 13 | 15.15 | 14 | 15.15 | | | | | | | | | | | | |
| | 2:44.60 (12) | | 2:59.76 (12) | | 3:14.91 (12) | | 3:30.06 (12) | | | | | | | | | | | | |
| 13 | | | | | | | | | | | Matthew RAMSDEN | | AUS | | 23 Jul 97 | | 3:47.59 | | |
| 1 | 14.22 | 2 | 17.74 | 3 | 14.87 | 4 | 15.16 | 5 | 15.22 | 6 | 14.95 | 7 | 15.32 | 8 | 15.26 | 9 | 15.30 | 10 | 15.36 |
| | 14.22 (10) | | 31.96 (14) | | 46.83 (14) | | 1:01.99 (14) | | 1:17.21 (14) | | 1:32.16 (14) | | 1:47.48 (14) | | 2:02.74 (14) | | 2:18.04 (14) | | 2:33.40 (14) |
| 11 | 15.38 | 12 | 15.12 | 13 | 14.59 | 14 | 14.51 | | | | | | | | | | | | |
| | 2:48.78 (14) | | 3:03.90 (14) | | 3:18.49 (14) | | 3:33.00 (13) | | | | | | | | | | | | |
| 14 | | | | | | | | | | | Paulo Amotun LOKORO | | ART | | 1 Jan 92 | | 3:48.98 | | |
| 1 | 14.15 | 2 | 14.53 | 3 | 14.44 | 4 | 15.30 | 5 | 15.11 | 6 | 15.42 | 7 | 15.24 | 8 | 15.95 | 9 | 15.97 | 10 | 15.96 |
| | 14.15 (9) | | 28.68 (8) | | 43.12 (10) | | 58.42 (11) | | 1:13.53 (12) | | 1:28.95 (13) | | 1:44.19 (13) | | 2:00.14 (13) | | 2:16.11 (13) | | 2:32.07 (13) |
| 11 | 15.67 | 12 | 15.49 | 13 | 15.25 | 14 | 14.85 | | | | | | | | | | | | |
| | 2:47.74 (13) | | 3:03.23 (13) | | 3:18.48 (13) | | 3:33.33 (14) | | | | | | | | | | | | |
| Rabii DOUKKANA | | | | | | | | | | | FRA | | 6 Dec 87 | | DNS | | | | |

RESULTS



1500 Metres Men - Round 1

First 6 in each heat (Q) and the next 6 fastest (q) advance to the Semi-Finals

ATHLETES LEMI (ETH) AND RAMSDEN (AUS) ADVANCED TO THE SEMIFINAL BY THE REFEREE

| RECORDS | RESULT NAME | COUNTRY | AGE | VENUE | DATE |
|--------------------------------|-----------------------------------|-------------------------|-----------------------|------------------------|-------------|
| World Record WR | 3:26.00 Hicham EL GUERROUJ | MAR | 24 | Roma (Stadio Olimpico) | 14 Jul 1998 |
| Championships Record CR | 3:27.65 Hicham EL GUERROUJ | MAR | 25 | Sevilla (La Cartuja) | 24 Aug 1999 |
| World Leading WL | 3:28.77 Timothy CHERUIYOT | KEN | 24 | Lausanne (Pontaise) | 5 Jul 2019 |
| Area Record AR | National Record NR | Personal Best PB | Season Best SB | | |

Heat 1

3

3 October 2019 21:58 START TIME

26° C TEMPERATURE **61 %** HUMIDITY

| PLACE | NAME | COUNTRY | DATE OF BIRTH | ORDER | RESULT | |
|-------|-----------------------------------|---------|---------------|-------|----------------|-----------------|
| 1 | Jakob INGEBRIGTSEN | NOR | 19 Sep 00 | 7 | 3:37.67 | Q |
| 2 | Alexis MIELLET | FRA | 5 May 95 | 6 | 3:37.69 | [.683] Q |
| 3 | Matthew CENTROWITZ | USA | 18 Oct 89 | 14 | 3:37.69 | [.690] Q |
| 4 | Jake WIGHTMAN | GBR | 11 Jul 94 | 8 | 3:37.72 | Q |
| 5 | Marcin LEWANDOWSKI | POL | 13 Jun 87 | 10 | 3:37.75 | Q |
| 6 | Amos BARTELSMEYER | GER | 25 Jul 94 | 15 | 3:37.80 | Q |
| 7 | Samuel TEFERA | ETH | 23 Oct 99 | 3 | 3:37.82 | q |
| 8 | Adel MECHAAL | ESP | 5 Dec 90 | 11 | 3:37.95 | |
| 9 | Filip SASÍNEK | CZE | 8 Jan 96 | 13 | 3:38.17 | |
| 10 | George Meitamei MANANGOI | KEN | 29 Nov 00 | 12 | 3:38.39 | |
| 11 | Ryan GREGSON | AUS | 26 Apr 90 | 5 | 3:38.69 | |
| 12 | Abdi Waiss MOUHYADIN | DJI | 3 Jul 96 | 9 | 3:38.79 | |
| 13 | Hicham OULADHA | MAR | 31 Jan 95 | 2 | 3:39.86 | [.853] |
| 14 | Abraham Kipchirchir ROTICH | BRN | 26 Sep 93 | 4 | 3:45.19 | |
| 15 | Lucirio GARRIDO | VEN | 8 Apr 92 | 1 | 3:52.93 | |

INTERMEDIATE TIMES

| | | | |
|--------|-------------------------|--------|-------------------------|
| 100 m | 14.10 Lucirio GARRIDO | 200 m | 28.67 Lucirio GARRIDO |
| 300 m | 43.74 Lucirio GARRIDO | 400 m | 58.77 Lucirio GARRIDO |
| 500 m | 1:13.77 Lucirio GARRIDO | 600 m | 1:28.81 Lucirio GARRIDO |
| 700 m | 1:44.13 Lucirio GARRIDO | 800 m | 1:59.54 Lucirio GARRIDO |
| 900 m | 2:14.36 Samuel TEFERA | 1000 m | 2:28.96 Samuel TEFERA |
| 1100 m | 2:43.44 Samuel TEFERA | 1200 m | 2:57.25 Samuel TEFERA |
| 1300 m | 3:10.83 Samuel TEFERA | 1400 m | 3:24.17 Samuel TEFERA |

RESULTS
1500 Metres Men - Round 1

ATHLETES LEMI (ETH) AND RAMSDEN (AUS) ADVANCED TO THE SEMIFINAL BY THE REFEREE

Heat 2

3

3 October 2019 22:12 START TIME

26° C TEMPERATURE 61 % HUMIDITY

| PLACE | NAME | COUNTRY | DATE OF BIRTH | ORDER | RESULT | |
|-------|----------------------|---------|---------------|-------|----------------|-----------|
| 1 | Timothy CHERUIYOT | KEN | 20 Nov 95 | 7 | 3:36.82 | Q |
| 2 | Josh KERR | GBR | 8 Oct 97 | 4 | 3:36.99 | Q |
| 3 | Ben BLANKENSHIP | USA | 15 Dec 88 | 1 | 3:37.13 | Q |
| 4 | Filip INGEBRIGTSEN | NOR | 20 Apr 93 | 5 | 3:37.26 | Q |
| 5 | Abdelaati IGUIDER | MAR | 25 Mar 87 | 6 | 3:37.44 | Q |
| 6 | Kevin LÓPEZ | ESP | 12 Jun 90 | 12 | 3:37.62 | Q |
| 7 | Isaac KIMELI | BEL | 9 Mar 94 | 10 | 3:37.87 | q |
| 8 | Youssef HISS BACHIR | DJI | 1 Jan 87 | 11 | 3:37.93 | q |
| 9 | Kumari TAKI | KEN | 6 May 99 | 2 | 3:37.98 | |
| 10 | Jinson JOHNSON | IND | 15 Mar 91 | 8 | 3:39.86 | (.856) |
| 11 | Teddese LEMI | ETH | 20 Jan 99 | 13 | 3:41.32 | qR |
| 12 | Musulman DZHOLOMANOV | KGZ | 21 Jun 97 | 3 | 3:45.07 | |
| 13 | Matthew RAMSDEN | AUS | 23 Jul 97 | 14 | 3:47.59 | qR |
| 14 | Paulo Amotun LOKORO | ART | 1 Jan 92 | 15 | 3:48.98 | |
| | Rabii DOUKKANA | FRA | 6 Dec 87 | 9 | DNS | |

INTERMEDIATE TIMES

| | | | |
|--------|----------------------------|--------|----------------------------|
| 100 m | 13.56 Musulman DZHOLOMANOV | 200 m | 27.33 Musulman DZHOLOMANOV |
| 300 m | 42.08 Musulman DZHOLOMANOV | 400 m | 57.32 Teddese LEMI |
| 500 m | 1:12.15 Teddese LEMI | 600 m | 1:27.52 Teddese LEMI |
| 700 m | 1:43.17 Teddese LEMI | 800 m | 1:58.22 Teddese LEMI |
| 900 m | 2:13.14 Teddese LEMI | 1000 m | 2:28.20 Teddese LEMI |
| 1100 m | 2:42.23 Timothy CHERUIYOT | 1200 m | 2:56.44 Timothy CHERUIYOT |
| 1300 m | 3:10.15 Timothy CHERUIYOT | 1400 m | 3:23.64 Timothy CHERUIYOT |

Heat 3

3

3 October 2019 22:24 START TIME

26° C TEMPERATURE 61 % HUMIDITY

| PLACE | NAME | COUNTRY | DATE OF BIRTH | ORDER | RESULT | |
|-------|-------------------------|---------|---------------|-------|----------------|----------|
| 1 | Ayanleh SOULEIMAN | DJI | 3 Dec 92 | 1 | 3:36.16 | Q |
| 2 | Taoufik MAKHLOUFI | ALG | 29 Apr 88 | 8 | 3:36.18 | Q |
| 3 | Kalle BERGLUND | SWE | 11 Mar 96 | 14 | 3:36.19 | Q |
| 4 | Neil GOURLEY | GBR | 7 Feb 95 | 5 | 3:36.31 | Q |
| 5 | Craig ENGELS | USA | 1 May 94 | 11 | 3:36.35 | Q |
| 6 | Ronald MUSAGALA | UGA | 16 Dec 92 | 4 | 3:36.54 | Q |
| 7 | Ronald KWEMOI | KEN | 19 Sep 95 | 7 | 3:36.66 | q |
| 8 | Jesus GOMEZ | ESP | 24 Apr 91 | 15 | 3:36.72 | q |
| 9 | Stewart MCSWEYN | AUS | 1 Jun 95 | 10 | 3:36.88 | q |
| 10 | Ismael DEBJANI | BEL | 25 Sep 90 | 12 | 3:39.11 | |
| 11 | Jakub HOLUŠA | CZE | 20 Feb 88 | 9 | 3:39.79 | |
| 12 | Abdullahi JAMA MOHAMED | SOM | 29 Nov 02 | 6 | 3:40.84 | |
| 13 | Abdirahman Saeed HASSAN | QAT | 13 Apr 97 | 2 | 3:42.24 | |
| 14 | Yach Majok Koon WOL | SSD | 18 Apr 96 | 3 | 3:46.24 | |
| | Brahim KAAZOUZI | MAR | 15 Jun 90 | 13 | DNS | |

INTERMEDIATE TIMES

| | | | |
|--------|-------------------------|--------|-------------------------|
| 100 m | 13.91 Ronald KWEMOI | 200 m | 28.52 Ismael DEBJANI |
| 300 m | 42.94 Ismael DEBJANI | 400 m | 57.73 Ismael DEBJANI |
| 500 m | 1:12.74 Ismael DEBJANI | 600 m | 1:27.78 Ismael DEBJANI |
| 700 m | 1:42.75 Kalle BERGLUND | 800 m | 1:57.35 Kalle BERGLUND |
| 900 m | 2:11.84 Kalle BERGLUND | 1000 m | 2:26.35 Kalle BERGLUND |
| 1100 m | 2:40.69 Stewart MCSWEYN | 1200 m | 2:54.58 Stewart MCSWEYN |
| 1300 m | 3:08.36 Stewart MCSWEYN | 1400 m | 3:22.48 Stewart MCSWEYN |

RESULTS
1500 Metres Men - Round 1

ATHLETES LEMI (ETH) AND RAMSDEN (AUS) ADVANCED TO THE SEMIFINAL BY THE REFEREE

| ALL-TIME TOP LIST | | | | SEASON TOP LIST | | | |
|-------------------|-------------------------------|-------------------------|-----------|-----------------|--------------------------------|-----------------------------|--------|
| RESULT | NAME | VENUE | DATE | RESULT | NAME | VENUE | 2019 |
| 3:26.00 | Hicham EL GUERROUJ (MAR) | Roma (Stadio Olimpico) | 14 Jul 98 | 3:28.77 | Timothy CHERUIYOT (KEN) | Lausanne (Pontaise) | 5 Jul |
| 3:26.34 | Bernard LAGAT (KEN) | Bruxelles | 24 Aug 01 | 3:30.16 | Jakob INGEBRIGTSEN (NOR) | Lausanne (SUI) | 5 Jul |
| 3:26.69 | Asbel KIPROP (KEN) | Monaco (Stade Louis II) | 17 Jul 15 | 3:30.58 | Ronald MUSAGALA (UGA) | Monaco (MON) | 12 Jul |
| 3:27.37 | Noureddine MORCELI (ALG) | Nice | 12 Jul 95 | 3:30.62 | Charlie DA'VALL GRICE (GBR) | Monaco (MON) | 12 Jul |
| 3:27.64 | Silas KIPLAGAT (KEN) | Monaco (Stade Louis II) | 18 Jul 14 | 3:30.66 | Ayanleh SOULEIMAN (DJI) | Stade Charléty, Paris (FRA) | 24 Aug |
| 3:28.12 | Noah NGENY (KEN) | Zürich | 11 Aug 00 | 3:30.82 | Filip INGEBRIGTSEN (NOR) | Lausanne (Pontaise) | 5 Jul |
| 3:28.41 | Timothy CHERUIYOT (KEN) | Monaco (MON) | 20 Jul 18 | 3:31.39 | Samuel TEFERA (ETH) | Lausanne (Pontaise) | 5 Jul |
| 3:28.75 | Taoufik MAKHLOUFI (ALG) | Monaco (Stade Louis II) | 17 Jul 15 | 3:31.45 | Bethwell BIRGEN (KEN) | Stade Charléty, Paris (FRA) | 24 Aug |
| 3:28.79 | Abdelaati IGUIDER (MAR) | Monaco (Stade Louis II) | 17 Jul 15 | 3:31.49 | George Meitamei MANANGOI (KEN) | Monaco (MON) | 12 Jul |
| 3:28.80 | Elijah Motonei MANANGOI (KEN) | Monaco (Stade Louis II) | 21 Jul 17 | 3:31.64 | Abdelaati IGUIDER (MAR) | Stade Charléty, Paris (FRA) | 24 Aug |

RESULTS



5000 Metres Men - Final

| RECORDS | RESULT NAME | COUNTRY | AGE | VENUE | DATE |
|--------------------------------|-------------------------------|-------------------------|-----------------------|-------------------------------------|-------------|
| World Record WR | 12:37.35 Kenenisa BEKELE | ETH | 22 | Hengelo (Blankers-Koen Stadion) | 31 May 2004 |
| Championships Record CR | 12:52.79 Eliud KIPCHOGE | KEN | 19 | Paris Saint-Denis (Stade de France) | 31 Aug 2003 |
| World Leading WL | 12:52.98 Telahun Haile BEKELE | ETH | 20 | Roma (ITA) | 6 Jun 2019 |
| Area Record AR | National Record NR | Personal Best PB | Season Best SB | | |

30 September 2019 21:21 START TIME 27° C TEMPERATURE 76 % HUMIDITY

| PLACE | NAME | COUNTRY | DATE of BIRTH | ORDER | RESULT |
|-------|--------------------------|---------|---------------|-------|--------------------|
| 1 | Muktar EDRIS | ETH | 14 Jan 94 | 11 | 12:58.85 SB |
| 2 | Selemon BAREGA | ETH | 20 Jan 00 | 14 | 12:59.70 |
| 3 | Mohammed AHMED | CAN | 5 Jan 91 | 10 | 13:01.11 |
| 4 | Telahun Haile BEKELE | ETH | 13 May 99 | 8 | 13:02.29 |
| 5 | Jakob INGEBRIGTSEN | NOR | 19 Sep 00 | 5 | 13:02.93 |
| 6 | Jacob KROP | KEN | 4 Jun 01 | 13 | 13:03.08 PB |
| 7 | Paul CHELIMO | USA | 27 Oct 90 | 9 | 13:04.60 SB |
| 8 | Nicholas Kipkorir KIMELI | KEN | 29 Sep 98 | 7 | 13:05.27 |
| 9 | Birhanu BALEW | BRN | 27 Feb 96 | 12 | 13:14.66 |
| 10 | Justyn KNIGHT | CAN | 19 Jul 96 | 4 | 13:26.63 |
| 11 | Hassan MEAD | USA | 28 Aug 89 | 1 | 13:27.05 |
| 12 | Stewart MCSWEYN | AUS | 1 Jun 95 | 6 | 13:30.41 |
| 13 | Henrik INGEBRIGTSEN | NOR | 24 Feb 91 | 3 | 13:36.25 |
| 14 | Isaac KIMELI | BEL | 9 Mar 94 | 2 | 13:44.29 |
| | Filip INGEBRIGTSEN | NOR | 20 Apr 93 | 15 | DNF |

INTERMEDIATE TIMES

| | | | |
|--------|------------------------------|--------|------------------------------|
| 100 m | 15.12 Muktar EDRIS | 200 m | 29.99 Muktar EDRIS |
| 300 m | 45.72 Muktar EDRIS | 400 m | 1:01.52 Muktar EDRIS |
| 500 m | 1:18.22 Muktar EDRIS | 600 m | 1:34.80 Muktar EDRIS |
| 700 m | 1:51.12 Muktar EDRIS | 800 m | 2:07.41 Telahun Haile BEKELE |
| 900 m | 2:23.28 Telahun Haile BEKELE | 1000 m | 2:39.07 Telahun Haile BEKELE |
| 1100 m | 2:55.32 Telahun Haile BEKELE | 1200 m | 3:11.31 Telahun Haile BEKELE |
| 1300 m | 3:26.92 Telahun Haile BEKELE | 1400 m | 3:42.47 Telahun Haile BEKELE |
| 1500 m | 3:58.06 Telahun Haile BEKELE | 1600 m | 4:13.14 Selemon BAREGA |
| 1700 m | 4:28.41 Selemon BAREGA | 1800 m | 4:43.68 Selemon BAREGA |
| 1900 m | 4:59.35 Selemon BAREGA | 2000 m | 5:14.64 Selemon BAREGA |
| 2100 m | 5:30.17 Selemon BAREGA | 2200 m | 5:45.48 Selemon BAREGA |
| 2300 m | 6:00.99 Selemon BAREGA | 2400 m | 6:16.17 Selemon BAREGA |
| 2500 m | 6:32.22 Telahun Haile BEKELE | 2600 m | 6:48.36 Telahun Haile BEKELE |
| 2700 m | 7:04.66 Telahun Haile BEKELE | 2800 m | 7:20.61 Telahun Haile BEKELE |
| 2900 m | 7:36.90 Telahun Haile BEKELE | 3000 m | 7:53.04 Telahun Haile BEKELE |
| 3100 m | 8:09.39 Paul CHELIMO | 3200 m | 8:25.83 Filip INGEBRIGTSEN |
| 3300 m | 8:42.18 Paul CHELIMO | 3400 m | 8:58.56 Selemon BAREGA |
| 3500 m | 9:14.57 Selemon BAREGA | 3600 m | 9:30.76 Selemon BAREGA |
| 3700 m | 9:47.31 Selemon BAREGA | 3800 m | 10:03.09 Mohammed AHMED |
| 3900 m | 10:18.64 Mohammed AHMED | 4000 m | 10:33.93 Mohammed AHMED |
| 4100 m | 10:48.97 Mohammed AHMED | 4200 m | 11:04.00 Mohammed AHMED |
| 4300 m | 11:19.08 Mohammed AHMED | 4400 m | 11:33.87 Mohammed AHMED |
| 4500 m | 11:48.45 Mohammed AHMED | 4600 m | 12:03.01 Mohammed AHMED |
| 4700 m | 12:17.37 Jakob INGEBRIGTSEN | 4800 m | 12:31.11 Jakob INGEBRIGTSEN |
| 4900 m | 12:45.41 Selemon BAREGA | | |

RESULTS
5000 Metres Men - Final

| ALL-TIME TOP LIST | | | | SEASON TOP LIST | | | |
|-------------------|-----------------------------|---------------------------------|-----------|-----------------|--------------------------------|---|--------|
| RESULT | NAME | VENUE | DATE | RESULT | NAME | VENUE | 2019 |
| 12:37.35 | Kenenisa BEKELE (ETH) | Hengelo (Blankers-Koen Stadion) | 31 May 04 | 12:52.98 | Telahun Haile BEKELE (ETH) | Roma (ITA) | 6 Jun |
| 12:39.36 | Haile GEBRSELASSIE (ETH) | Helsinki | 13 Jun 98 | 12:53.04 | Selemon BAREGA (ETH) | Roma (ITA) | 6 Jun |
| 12:39.74 | Daniel KOMEN (KEN) | Bruxelles | 22 Aug 97 | 12:54.92 | Haqos GEBRHIWET (ETH) | Roma (ITA) | 6 Jun |
| 12:43.02 | Selemon BAREGA (ETH) | Bruxelles (BEL) | 31 Aug 18 | 12:56.26 | Birhanu BALEW (BRN) | Roma (ITA) | 6 Jun |
| 12:45.82 | Haqos GEBRHIWET (ETH) | Bruxelles (BEL) | 31 Aug 18 | 12:56.48 | Abadi HADIS (ETH) | Roma (ITA) | 6 Jun |
| 12:46.53 | Eliud KIPCHOGE (KEN) | Roma (Stadio Olimpico) | 2 Jul 04 | 12:57.41 | Joshua CHEPTEGEI (UGA) | Zürich (SUI) | 29 Aug |
| 12:46.79 | Yomif KEJELCHA (ETH) | Bruxelles (BEL) | 31 Aug 18 | 12:57.90 | Nicholas Kipkorir KIMELI (KEN) | Hengelo (NED) | 9 Jun |
| 12:46.81 | Dejen GEBREMESKEL (ETH) | int-Denis (Stade de France) | 6 Jul 12 | 12:58.10 | William KINCAID (USA) | Israel Jordan Track, Nike Campus, Beave | 10 Sep |
| 12:47.04 | Sileshi SIHINE (ETH) | Roma (Stadio Olimpico) | 2 Jul 04 | 12:58.16 | Mohammed AHMED (CAN) | Roma (ITA) | 6 Jun |
| 12:48.64 | Isiah Kiplangat KOECH (KEN) | int-Denis (Stade de France) | 6 Jul 12 | 12:58.85 | Muktar EDRIS (ETH) | Doha | 30 Sep |

RESULT PROGRESSION



5000 Metres Men - Final

| RECORDS | RESULT NAME | COUNTRY | AGE | VENUE | DATE |
|--------------------------------|-------------------------------|-------------------------|-----------------------|-------------------------------------|-------------|
| World Record WR | 12:37.35 Kenenisa BEKELE | ETH | 22 | Hengelo (Blankers-Koen Stadion) | 31 May 2004 |
| Championships Record CR | 12:52.79 Eliud KIPCHOGE | KEN | 19 | Paris Saint-Denis (Stade de France) | 31 Aug 2003 |
| World Leading WL | 12:52.98 Telahun Haile BEKELE | ETH | 20 | Roma (ITA) | 6 Jun 2019 |
| Area Record AR | National Record NR | Personal Best PB | Season Best SB | | |

30 September 2019

| RANK | BIB | NAME | COUNTRY | DATE of BIRTH | PHASE | HEAT | PLACE | RESULT | |
|------|-----|--------------------------|---------|---------------|---------|------|-------|------------|-----------|
| 1 | | Muktar EDRIS | ETH | 14 Jan 94 | Final | 1 | 1 | 12:58.85 | SB |
| | | | | | Round 1 | 1 | 11 | 13:25.00 Q | SB |
| 2 | | Selemon BAREGA | ETH | 20 Jan 00 | Final | 1 | 2 | 12:59.70 | |
| | | | | | Round 1 | 1 | 9 | 13:24.69 Q | |
| 3 | | Mohammed AHMED | CAN | 5 Jan 91 | Final | 1 | 3 | 13:01.11 | |
| | | | | | Round 1 | 1 | 13 | 13:25.35 Q | |
| 4 | | Telahun Haile BEKELE | ETH | 13 May 99 | Final | 1 | 4 | 13:02.29 | |
| | | | | | Round 1 | 2 | 2 | 13:20.45 Q | |
| 5 | | Jakob INGEBRIGTSEN | NOR | 19 Sep 00 | Final | 1 | 5 | 13:02.93 | |
| | | | | | Round 1 | 1 | 12 | 13:25.20 Q | |
| 6 | | Jacob KROP | KEN | 4 Jun 01 | Final | 1 | 6 | 13:03.08 | PB |
| | | | | | Round 1 | 1 | 10 | 13:24.94 Q | |
| 7 | | Paul CHELIMO | USA | 27 Oct 90 | Final | 1 | 7 | 13:04.60 | SB |
| | | | | | Round 1 | 2 | 1 | 13:20.18 Q | |
| 8 | | Nicholas Kipkorir KIMELI | KEN | 29 Sep 98 | Final | 1 | 8 | 13:05.27 | |
| | | | | | Round 1 | 2 | 5 | 13:20.82 Q | |
| 9 | | Birhanu BALEW | BRN | 27 Feb 96 | Final | 1 | 9 | 13:14.66 | |
| | | | | | Round 1 | 1 | 14 | 13:25.70 q | |
| 10 | | Justyn KNIGHT | CAN | 19 Jul 96 | Final | 1 | 10 | 13:26.63 | |
| | | | | | Round 1 | 2 | 15 | 13:25.95 q | |
| 11 | | Hassan MEAD | USA | 28 Aug 89 | Final | 1 | 11 | 13:27.05 | |
| | | | | | Round 1 | 2 | 8 | 13:22.11 q | SB |
| 12 | | Stewart MCSWEYN | AUS | 1 Jun 95 | Final | 1 | 12 | 13:30.41 | |
| | | | | | Round 1 | 2 | 4 | 13:20.58 Q | |
| 13 | | Henrik INGEBRIGTSEN | NOR | 24 Feb 91 | Final | 1 | 13 | 13:36.25 | |
| | | | | | Round 1 | 2 | 7 | 13:21.22 q | |
| 14 | | Isaac KIMELI | BEL | 9 Mar 94 | Final | 1 | 14 | 13:44.29 | |
| | | | | | Round 1 | 2 | 6 | 13:20.99 q | |
| | | Filip INGEBRIGTSEN | NOR | 20 Apr 93 | Final | 1 | | DNF | |
| | | | | | Round 1 | 2 | 3 | 13:20.52 Q | |

RESULT PROGRESSION
5000 Metres Men - Final

27 September 2019

| RANK | BIB | NAME | COUNTRY | DATE of BIRTH | PHASE | HEAT | PLACE | RESULT |
|------|-----|------|---------|---------------|-------|------|-------|--------|
|------|-----|------|---------|---------------|-------|------|-------|--------|

| ALL-TIME TOP LIST | | | | SEASON TOP LIST | | | |
|-------------------|-----------------------------|--------------------------------|-----------|-----------------|--------------------------------|---------------------------------------|--------|
| RESULT | NAME | VENUE | DATE | RESULT | NAME | VENUE | 2019 |
| 12:37.35 | Kenenisa BEKELE (ETH) | engelo (Blankers-Koen Stadion) | 31 May 04 | 12:52.98 | Telahun Haile BEKELE (ETH) | Roma (ITA) | 6 Jun |
| 12:39.36 | Haile GEBRSELASSIE (ETH) | Helsinki | 13 Jun 98 | 12:53.04 | Selemon BAREGA (ETH) | Roma (ITA) | 6 Jun |
| 12:39.74 | Daniel KOMEN (KEN) | Bruxelles | 22 Aug 97 | 12:54.92 | Hagos GEBRHIWET (ETH) | Roma (ITA) | 6 Jun |
| 12:43.02 | Selemon BAREGA (ETH) | Bruxelles (BEL) | 31 Aug 18 | 12:56.26 | Birhanu BALEW (BRN) | Roma (ITA) | 6 Jun |
| 12:45.82 | Hagos GEBRHIWET (ETH) | Bruxelles (BEL) | 31 Aug 18 | 12:56.48 | Abadi HADIS (ETH) | Roma (ITA) | 6 Jun |
| 12:46.53 | Eliud KIPCHOGE (KEN) | Roma (Stadio Olimpico) | 2 Jul 04 | 12:57.41 | Joshua CHEPTEGEI (UGA) | Zürich (SUI) | 29 Aug |
| 12:46.79 | Yomif KEJELCHA (ETH) | Bruxelles (BEL) | 31 Aug 18 | 12:57.90 | Nicholas Kipkorir KIMELI (KEN) | Hengelo (NED) | 9 Jun |
| 12:46.81 | Dejen GEBREMESKEL (ETH) | int-Denis (Stade de France) | 6 Jul 12 | 12:58.10 | William KINCAID (USA) | hael Jordan Track, Nike Campus, Beave | 10 Sep |
| 12:47.04 | Sileshi SIHINE (ETH) | Roma (Stadio Olimpico) | 2 Jul 04 | 12:58.16 | Mohammed AHMED (CAN) | Roma (ITA) | 6 Jun |
| 12:48.64 | Isiah Kiplanqat KOECH (KEN) | it-Denis (Stade de France) | 6 Jul 12 | 12:58.85 | Muktar EDRIS (ETH) | Doha | 30 Sep |



SUMMARY



5000 Metres Men - Round 1

First 5 in each heat (Q) and the next 5 fastest (q) advance to the Final

ATHLETE INGEBRIGSTEN J. REINSTATED BY THE JURY OF APPEAL

| RECORDS | RESULT | NAME | COUNTRY | AGE | VENUE | DATE |
|--------------------------------|----------|---------------------------|---------|-------------------------|-------------------------------------|-----------------------|
| World Record WR | 12:37.35 | Kenenisa BEKELE | ETH | 22 | Hengelo (Blankers-Koen Stadion) | 31 May 2004 |
| Championships Record CR | 12:52.79 | Eliud KIPCHOGE | KEN | 19 | Paris Saint-Denis (Stade de France) | 31 Aug 2003 |
| World Leading WL | 12:52.98 | Telahun Haile BEKELE | ETH | 20 | Roma (ITA) | 6 Jun 2019 |
| Area Record AR | | National Record NR | | Personal Best PB | | Season Best SB |

27 September 2019

| RANK | PLACE | HEAT | BIB | NAME | COUNTRY | DATE of BIRTH | RESULT | |
|------|-------|------|-----|-------------------------------|---------|---------------|----------|-------------|
| 1 | 1 | 2 | | Paul CHELIMO | USA | 27 Oct 90 | 13:20.18 | Q |
| 2 | 2 | 2 | | Telahun Haile BEKELE | ETH | 13 May 99 | 13:20.45 | Q |
| 3 | 3 | 2 | | Filip INGEBRIGTSEN | NOR | 20 Apr 93 | 13:20.52 | Q |
| 4 | 4 | 2 | | Stewart MCSWEYN | AUS | 1 Jun 95 | 13:20.58 | Q |
| 5 | 5 | 2 | | Nicholas Kipkorir KIMELI | KEN | 29 Sep 98 | 13:20.82 | Q |
| 6 | 6 | 2 | | Isaac KIMELI | BEL | 9 Mar 94 | 13:20.99 | q |
| 7 | 7 | 2 | | Henrik INGEBRIGTSEN | NOR | 24 Feb 91 | 13:21.22 | q |
| 8 | 8 | 2 | | Hassan MEAD | USA | 28 Aug 89 | 13:22.11 | q SB |
| 9 | 1 | 1 | | Selemon BAREGA | ETH | 20 Jan 00 | 13:24.69 | Q |
| 10 | 2 | 1 | | Jacob KRÖP | KEN | 4 Jun 01 | 13:24.94 | Q |
| 11 | 3 | 1 | | Muktar EDRIS | ETH | 14 Jan 94 | 13:25.00 | Q SB |
| 12 | 4 | 1 | | Jakob INGEBRIGTSEN | NOR | 19 Sep 00 | 13:25.20 | Q |
| 13 | 5 | 1 | | Mohammed AHMED | CAN | 5 Jan 91 | 13:25.35 | Q |
| 14 | 6 | 1 | | Birhanu BALEW | BRN | 27 Feb 96 | 13:25.70 | q |
| 15 | 9 | 2 | | Justyn KNIGHT | CAN | 19 Jul 96 | 13:25.95 | q |
| 16 | 7 | 1 | | Andrew BUTCHART | GBR | 14 Oct 91 | 13:26.46 | |
| 17 | 8 | 1 | | Morgan MCDONALD | AUS | 23 Apr 96 | 13:26.80 | |
| 18 | 10 | 2 | | Stephen KISSA | UGA | 1 Dec 95 | 13:27.36 | |
| 19 | 9 | 1 | | Ben TRUE | USA | 29 Dec 85 | 13:27.39 | |
| 20 | 10 | 1 | | Patrick TIERNAN | AUS | 11 Sep 94 | 13:28.42 | |
| 21 | 11 | 1 | | Yemaneberhan CRIPPA | ITA | 15 Oct 96 | 13:29.08 | |
| 22 | 11 | 2 | | Bouh IBRAHIM | DJI | 1 Jan 97 | 13:36.39 | |
| 23 | 12 | 2 | | Ben CONNOR | GBR | 17 Oct 92 | 13:36.92 | |
| 24 | 13 | 2 | | Sam PARSONS | GER | 18 Jun 94 | 13:38.53 | |
| 25 | 12 | 1 | | Julien WANDERS | SUI | 18 Mar 96 | 13:38.95 | |
| 26 | 13 | 1 | | Robin HENDRIX | BEL | 14 Jan 95 | 13:39.69 | |
| 27 | 14 | 2 | | Abadi HADIS | ETH | 6 Nov 97 | 13:42.89 | |
| 28 | 14 | 1 | | Oscar CHELIMO | UGA | 12 Dec 01 | 13:42.94 | |
| 29 | 15 | 1 | | Marc SCOTT | GBR | 21 Dec 93 | 13:47.12 | |
| 30 | 16 | 1 | | Richard RINGER | GER | 27 Feb 89 | 13:49.20 | |
| 31 | 15 | 2 | | Soufiyan BOUQANTAR | MAR | 30 Aug 93 | 14:03.16 | |
| 32 | 17 | 1 | | Jamal Abdelmaji EISA MOHAMMED | ART | 28 Aug 93 | 14:15.32 | |
| 33 | 18 | 1 | | Tariq Ahmed AL AMRI | KSA | 23 Dec 90 | 14:21.19 | |
| 34 | 16 | 2 | | Tachlowini GABRIYESOS | ART | 1 Jan 98 | 14:28.11 | |
| 35 | 19 | 1 | Y | Braima Suncar DABÓ | GBS | 23 May 93 | 18:10.87 | PB |
| | | 2 | | Gerald Nicolas GIRALDO VILLA | COL | 21 Mar 89 | DNF | |
| | | 2 | | Said EL OTMANI | ITA | 14 Oct 91 | DNF | |
| | | 2 | | Viro MA | CAM | 14 Apr 87 | DNF | |
| | | 1 | | Jonathan BUSBY | ARU | 24 Apr 86 | DQ | 144.3(f) |

SUMMARY
5000 Metres Men - Round 1

ATHLETE INGBRIGSTEN J. REINSTATED BY THE JURY OF APPEAL

27 September 2019

| RANK | PLACE | HEAT | BIB | NAME | COUNTRY | DATE of BIRTH | RESULT |
|------|-------|------|-----|------|---------|---------------|--------|
|------|-------|------|-----|------|---------|---------------|--------|

NOTE IAAF Rule 144.3(f) - Receiving physical support from another athlete
Y Yellow Card - BIB 897 - 144.2 Giving Assistance

| ALL-TIME TOP LIST | | | | SEASON TOP LIST | | | |
|-------------------|-----------------------------|--------------------------------|-----------|-----------------|--------------------------------|---|--------|
| RESULT | NAME | VENUE | DATE | RESULT | NAME | VENUE | 2019 |
| 12:37.35 | Kenenisa BEKELE (ETH) | engelo (Blankers-Koen Stadion) | 31 May 04 | 12:52.98 | Telahun Haile BEKELE (ETH) | Roma (ITA) | 6 Jun |
| 12:39.36 | Haile GEBRSELASSIE (ETH) | Helsinki | 13 Jun 98 | 12:53.04 | Selemon BAREGA (ETH) | Roma (ITA) | 6 Jun |
| 12:39.74 | Daniel KOMEN (KEN) | Bruxelles | 22 Aug 97 | 12:54.92 | Hagos GEBRHIWET (ETH) | Roma (ITA) | 6 Jun |
| 12:43.02 | Selemon BAREGA (ETH) | Bruxelles (BEL) | 31 Aug 18 | 12:56.26 | Birhanu BALEW (BRN) | Roma (ITA) | 6 Jun |
| 12:45.82 | Hagos GEBRHIWET (ETH) | Bruxelles (BEL) | 31 Aug 18 | 12:56.48 | Abadi HADIS (ETH) | Roma (ITA) | 6 Jun |
| 12:46.53 | Eliud KIPCHOGE (KEN) | Roma (Stadio Olimpico) | 2 Jul 04 | 12:57.41 | Joshua CHEPTEGEI (UGA) | Zürich (SUI) | 29 Aug |
| 12:46.79 | Yomif KEJELCHA (ETH) | Bruxelles (BEL) | 31 Aug 18 | 12:57.90 | Nicholas Kipkorir KIMELI (KEN) | Hengelo (NED) | 9 Jun |
| 12:46.81 | Dejen GEBREMESKEL (ETH) | int-Denis (Stade de France) | 6 Jul 12 | 12:58.10 | William KINCAID (USA) | hael Jordan Track, Nike Campus, Beave | 10 Sep |
| 12:47.04 | Sileshi SIHINE (ETH) | Roma (Stadio Olimpico) | 2 Jul 04 | 12:58.16 | Mohammed AHMED (CAN) | Roma (ITA) | 6 Jun |
| 12:48.64 | Isiah Kiplangat KOECH (KEN) | nt-Denis (Stade de France) | 6 Jul 12 | 13:00.13 | Lopez LOMONG (USA) | ichael Jordan Track, Nike Campus, Beave | 10 Sep |

RACE ANALYSIS



5000 Metres Men - Round 1

First 5 in each heat (Q) and the next 5 fastest (q) advance to the Final

ATHLETE INGEBRIGSTEN J. REINSTATED BY THE JURY OF APPEAL

Heat 1 2

27 September 2019

19:45 START TIME

25° C TEMPERATURE 67% HUMIDITY

| | | | | | | | | | | | | | | | | | | | |
|----|--------|----|--------|----|--------|----|--------|----|--------|----|--------|----|--------|----|--------|----|--------|----|--------|
| 1 | 100 m | 2 | 200 m | 3 | 300 m | 4 | 400 m | 5 | 500 m | 6 | 600 m | 7 | 700 m | 8 | 800 m | 9 | 900 m | 10 | 1000 m |
| 11 | 1100 m | 12 | 1200 m | 13 | 1300 m | 14 | 1400 m | 15 | 1500 m | 16 | 1600 m | 17 | 1700 m | 18 | 1800 m | 19 | 1900 m | 20 | 2000 m |
| 21 | 2100 m | 22 | 2200 m | 23 | 2300 m | 24 | 2400 m | 25 | 2500 m | 26 | 2600 m | 27 | 2700 m | 28 | 2800 m | 29 | 2900 m | 30 | 3000 m |
| 31 | 3100 m | 32 | 3200 m | 33 | 3300 m | 34 | 3400 m | 35 | 3500 m | 36 | 3600 m | 37 | 3700 m | 38 | 3800 m | 39 | 3900 m | 40 | 4000 m |
| 41 | 4100 m | 42 | 4200 m | 43 | 4300 m | 44 | 4400 m | 45 | 4500 m | 46 | 4600 m | 47 | 4700 m | 48 | 4800 m | 49 | 4900 m | | |

1 Selemon BAREGA ETH 20 Jan 00 13:24.69

| | | | | | | | | | | | | | | | | | | | |
|----|--------------|----|--------------|----|--------------|----|--------------|----|--------------|----|--------------|----|--------------|----|--------------|----|--------------|----|--------------|
| 1 | 18.36 | 2 | 18.36 | 3 | 18.65 | 4 | 18.54 | 5 | 17.63 | 6 | 16.34 | 7 | 16.24 | 8 | 15.79 | 9 | 16.17 | 10 | 15.73 |
| | 18.36 (17) | | 36.72 (16) | | 55.37 (16) | | 1:13.91 (17) | | 1:31.54 (17) | | 1:47.88 (17) | | 2:04.12 (17) | | 2:19.91 (17) | | 2:36.08 (17) | | 2:51.81 (15) |
| 11 | 15.96 | 12 | 15.80 | 13 | 16.14 | 14 | 16.13 | 15 | 16.47 | 16 | 15.92 | 17 | 17.82 | 18 | 16.88 | 19 | 17.14 | 20 | 17.01 |
| | 3:07.77 (15) | | 3:23.57 (15) | | 3:39.71 (14) | | 3:55.84 (11) | | 4:12.31 (12) | | 4:28.23 (5) | | 4:46.05 (6) | | 5:02.93 (6) | | 5:20.07 (6) | | 5:37.08 (9) |
| 21 | 16.44 | 22 | 16.19 | 23 | 16.05 | 24 | 16.08 | 25 | 16.09 | 26 | 16.28 | 27 | 16.25 | 28 | 16.20 | 29 | 16.38 | 30 | 15.41 |
| | 5:53.52 (9) | | 6:09.71 (11) | | 6:25.76 (10) | | 6:41.84 (10) | | 6:57.93 (10) | | 7:14.21 (10) | | 7:30.46 (10) | | 7:46.66 (10) | | 8:03.04 (10) | | 8:18.45 (3) |
| 31 | 14.87 | 32 | 15.81 | 33 | 16.17 | 34 | 16.28 | 35 | 16.39 | 36 | 15.85 | 37 | 15.50 | 38 | 15.54 | 39 | 16.10 | 40 | 15.76 |
| | 8:33.32 (2) | | 8:49.13 (1) | | 9:05.30 (1) | | 9:21.58 (2) | | 9:37.97 (2) | | 9:53.82 (2) | | 10:09.32 (2) | | 10:24.86 (2) | | 10:40.96 (2) | | 10:56.72 (2) |
| 41 | 15.62 | 42 | 15.81 | 43 | 15.56 | 44 | 15.38 | 45 | 15.89 | 46 | 14.95 | 47 | 14.45 | 48 | 14.09 | 49 | 13.49 | | |
| | 11:12.34 (2) | | 11:28.15 (2) | | 11:43.71 (2) | | 11:59.09 (2) | | 12:14.98 (2) | | 12:29.93 (2) | | 12:44.38 (2) | | 12:58.47 (3) | | 13:11.96 (3) | | |

2 Jacob KROP KEN 4 Jun 01 13:24.94

| | | | | | | | | | | | | | | | | | | | |
|----|--------------|----|--------------|----|--------------|----|--------------|----|--------------|----|--------------|----|--------------|----|--------------|----|--------------|----|--------------|
| 1 | 17.23 | 2 | 17.95 | 3 | 18.60 | 4 | 18.88 | 5 | 16.71 | 6 | 16.29 | 7 | 16.36 | 8 | 15.88 | 9 | 16.15 | 10 | 16.04 |
| | 17.23 (5) | | 35.18 (4) | | 53.78 (4) | | 1:12.66 (4) | | 1:29.37 (5) | | 1:45.66 (4) | | 2:02.02 (4) | | 2:17.90 (3) | | 2:34.05 (4) | | 2:50.09 (4) |
| 11 | 15.97 | 12 | 15.92 | 13 | 16.54 | 14 | 16.25 | 15 | 16.44 | 16 | 16.76 | 17 | 17.71 | 18 | 16.53 | 19 | 17.13 | 20 | 16.92 |
| | 3:06.06 (4) | | 3:21.98 (3) | | 3:38.52 (4) | | 3:54.77 (2) | | 4:11.21 (3) | | 4:27.97 (1) | | 4:45.68 (1) | | 5:02.21 (1) | | 5:19.34 (1) | | 5:36.26 (2) |
| 21 | 16.20 | 22 | 15.93 | 23 | 16.20 | 24 | 15.98 | 25 | 16.10 | 26 | 15.81 | 27 | 16.28 | 28 | 16.60 | 29 | 16.26 | 30 | 15.97 |
| | 5:52.46 (2) | | 6:08.39 (2) | | 6:24.59 (2) | | 6:40.57 (1) | | 6:56.67 (1) | | 7:12.48 (1) | | 7:28.76 (1) | | 7:45.36 (1) | | 8:01.62 (1) | | 8:17.59 (1) |
| 31 | 15.69 | 32 | 15.88 | 33 | 16.21 | 34 | 16.19 | 35 | 16.30 | 36 | 15.72 | 37 | 15.54 | 38 | 15.55 | 39 | 16.09 | 40 | 15.76 |
| | 8:33.28 (1) | | 8:49.16 (2) | | 9:05.37 (2) | | 9:21.56 (1) | | 9:37.86 (1) | | 9:53.58 (1) | | 10:09.12 (1) | | 10:24.67 (1) | | 10:40.76 (1) | | 10:56.52 (1) |
| 41 | 15.67 | 42 | 15.86 | 43 | 15.56 | 44 | 15.46 | 45 | 15.89 | 46 | 14.88 | 47 | 14.35 | 48 | 14.11 | 49 | 13.50 | | |
| | 11:12.19 (1) | | 11:28.05 (1) | | 11:43.61 (1) | | 11:59.07 (1) | | 12:14.96 (1) | | 12:29.84 (1) | | 12:44.19 (1) | | 12:58.30 (1) | | 13:11.80 (1) | | |

3 Muktar EDRIS ETH 14 Jan 94 13:25.00

| | | | | | | | | | | | | | | | | | | | |
|----|--------------|----|--------------|----|--------------|----|--------------|----|--------------|----|--------------|----|--------------|----|--------------|----|--------------|----|--------------|
| 1 | 17.55 | 2 | 17.80 | 3 | 18.53 | 4 | 18.93 | 5 | 17.08 | 6 | 16.50 | 7 | 16.38 | 8 | 16.10 | 9 | 16.24 | 10 | 16.20 |
| | 17.55 (10) | | 35.35 (6) | | 53.88 (5) | | 1:12.81 (6) | | 1:29.89 (7) | | 1:46.39 (7) | | 2:02.77 (8) | | 2:18.87 (9) | | 2:35.11 (10) | | 2:51.31 (11) |
| 11 | 15.92 | 12 | 15.88 | 13 | 16.40 | 14 | 16.40 | 15 | 16.43 | 16 | 16.07 | 17 | 17.85 | 18 | 16.85 | 19 | 17.16 | 20 | 16.80 |
| | 3:07.23 (11) | | 3:23.11 (12) | | 3:39.51 (12) | | 3:55.91 (12) | | 4:12.34 (13) | | 4:28.41 (8) | | 4:46.26 (10) | | 5:03.11 (9) | | 5:20.27 (9) | | 5:37.07 (8) |
| 21 | 16.57 | 22 | 15.65 | 23 | 16.08 | 24 | 16.01 | 25 | 16.19 | 26 | 16.11 | 27 | 16.32 | 28 | 16.17 | 29 | 16.55 | 30 | 16.06 |
| | 5:53.64 (10) | | 6:09.29 (7) | | 6:25.37 (7) | | 6:41.38 (7) | | 6:57.57 (7) | | 7:13.68 (7) | | 7:30.00 (7) | | 7:46.17 (6) | | 8:02.72 (7) | | 8:18.78 (5) |
| 31 | 15.31 | 32 | 15.36 | 33 | 16.13 | 34 | 16.13 | 35 | 16.38 | 36 | 15.82 | 37 | 15.57 | 38 | 15.52 | 39 | 16.08 | 40 | 15.79 |
| | 8:34.09 (5) | | 8:49.45 (4) | | 9:05.58 (4) | | 9:21.71 (3) | | 9:38.09 (3) | | 9:53.91 (3) | | 10:09.48 (3) | | 10:25.00 (3) | | 10:41.08 (3) | | 10:56.87 (4) |
| 41 | 15.59 | 42 | 15.90 | 43 | 15.62 | 44 | 15.32 | 45 | 15.97 | 46 | 14.73 | 47 | 14.42 | 48 | 14.02 | 49 | 13.51 | | |
| | 11:12.46 (3) | | 11:28.36 (5) | | 11:43.98 (5) | | 11:59.30 (5) | | 12:15.27 (6) | | 12:30.00 (3) | | 12:44.42 (3) | | 12:58.44 (2) | | 13:11.95 (2) | | |

4 Jakob INGEBRIGSTEN NOR 19 Sep 00 13:25.20

| | | | | | | | | | | | | | | | | | | | |
|----|--------------|----|--------------|----|--------------|----|--------------|----|--------------|----|--------------|----|--------------|----|--------------|----|--------------|----|--------------|
| 1 | 18.53 | 2 | 18.43 | 3 | 18.69 | 4 | 18.42 | 5 | 17.69 | 6 | 16.35 | 7 | 16.25 | 8 | 15.75 | 9 | 16.14 | 10 | 15.86 |
| | 18.53 (18) | | 36.96 (18) | | 55.65 (18) | | 1:14.07 (18) | | 1:31.76 (18) | | 1:48.11 (18) | | 2:04.36 (18) | | 2:20.11 (18) | | 2:36.25 (18) | | 2:52.11 (17) |
| 11 | 15.99 | 12 | 15.65 | 13 | 16.12 | 14 | 16.21 | 15 | 16.44 | 16 | 16.02 | 17 | 17.23 | 18 | 16.91 | 19 | 17.17 | 20 | 17.00 |
| | 3:08.10 (17) | | 3:23.75 (16) | | 3:39.87 (16) | | 3:56.08 (14) | | 4:12.52 (15) | | 4:28.54 (10) | | 4:45.77 (3) | | 5:02.68 (3) | | 5:19.85 (5) | | 5:36.85 (6) |
| 21 | 16.45 | 22 | 16.09 | 23 | 16.16 | 24 | 16.07 | 25 | 16.09 | 26 | 16.23 | 27 | 16.27 | 28 | 16.27 | 29 | 16.34 | 30 | 16.42 |
| | 5:53.30 (6) | | 6:09.39 (8) | | 6:25.55 (8) | | 6:41.62 (8) | | 6:57.71 (8) | | 7:13.94 (8) | | 7:30.21 (8) | | 7:46.48 (9) | | 8:02.82 (8) | | 8:19.24 (11) |
| 31 | 15.49 | 32 | 15.30 | 33 | 16.24 | 34 | 15.79 | 35 | 16.38 | 36 | 15.82 | 37 | 15.80 | 38 | 15.33 | 39 | 15.95 | 40 | 15.67 |
| | 8:34.73 (11) | | 8:50.03 (11) | | 9:06.27 (10) | | 9:22.06 (8) | | 9:38.44 (7) | | 9:54.26 (7) | | 10:10.06 (8) | | 10:25.39 (7) | | 10:41.34 (6) | | 10:57.01 (5) |
| 41 | 15.59 | 42 | 15.89 | 43 | 15.61 | 44 | 15.35 | 45 | 15.90 | 46 | 14.99 | 47 | 14.55 | 48 | 13.89 | 49 | 13.58 | | |
| | 11:12.60 (5) | | 11:28.49 (6) | | 11:44.10 (6) | | 11:59.45 (6) | | 12:15.35 (7) | | 12:30.34 (8) | | 12:44.89 (8) | | 12:58.78 (7) | | 13:12.36 (6) | | |



RACE ANALYSIS
5000 Metres Men - Round 1

ATHLETE INGBRIGSTEN J. REINSTATED BY THE JURY OF APPEAL

| 5 Mohammed AHMED | | | | | | | | | | CAN 5 Jan 91 | | | | | | | | | | 13:25.35 | | | | | | | | | | | | | | | | | | | | | | | | | | | | | | | | | | | | | | | | | | | | | | | | | | | | | | | | | | | | | | | | | | | | | | | | | | | | | | | | | | | | | | | | | | | | | | | | | | | |
|------------------|-------|---|-------|---|-------|---|-------|---|-------|--------------|-------|---|-------|---|-------|---|-------|----|-------|----------|-------|----|-------|----|-------|----|-------|----|-------|----|-------|----|-------|----|-------|----|-------|----|-------|----|-------|----|-------|----|-------|----|-------|----|-------|----|-------|----|-------|----|-------|----|-------|----|-------|----|-------|----|-------|----|-------|----|-------|----|-------|----|-------|----|-------|----|-------|----|-------|----|-------|----|-------|----|-------|----|-------|----|-------|----|-------|----|-------|----|-------|----|-------|----|-------|--|--|--------------|--------------|--------------|--------------|--------------|--------------|--------------|--------------|--------------|--|--|--|--|--|--|--|--|--|--|--|
| 1 | 16.92 | 2 | 18.03 | 3 | 18.54 | 4 | 19.05 | 5 | 16.71 | 6 | 16.45 | 7 | 16.54 | 8 | 16.12 | 9 | 16.01 | 10 | 16.18 | 11 | 15.96 | 12 | 16.02 | 13 | 16.35 | 14 | 16.61 | 15 | 16.33 | 16 | 16.68 | 17 | 17.74 | 18 | 16.80 | 19 | 17.33 | 20 | 16.92 | 21 | 16.53 | 22 | 16.09 | 23 | 16.06 | 24 | 15.98 | 25 | 16.15 | 26 | 16.24 | 27 | 16.34 | 28 | 16.11 | 29 | 16.33 | 30 | 16.33 | 31 | 15.43 | 32 | 14.95 | 33 | 16.14 | 34 | 16.07 | 35 | 16.47 | 36 | 15.66 | 37 | 15.50 | 38 | 15.53 | 39 | 15.92 | 40 | 15.70 | 41 | 15.69 | 42 | 15.80 | 43 | 15.58 | 44 | 15.35 | 45 | 15.94 | 46 | 14.90 | 47 | 14.47 | 48 | 14.09 | 49 | 13.51 | | | 11:12.51 (4) | 11:28.31 (4) | 11:43.89 (4) | 11:59.24 (4) | 12:15.18 (4) | 12:30.08 (4) | 12:44.55 (4) | 12:58.64 (5) | 13:12.15 (4) | | | | | | | | | | | |

| 6 Birhanu BALEW | | | | | | | | | | BRN 27 Feb 96 | | | | | | | | | | 13:25.70 | | | | | | | | | | | | | | | | | | | | | | | | | | | | | | | | | | | | | | | | | | | | | | | | | | | | | | | | | | | | | | | | | | | | | | | | | | | | | | | | | | | | | | | | | | | | | | | | | | | |
|-----------------|-------|---|-------|---|-------|---|-------|---|-------|---------------|-------|---|-------|---|-------|---|-------|----|-------|----------|-------|----|-------|----|-------|----|-------|----|-------|----|-------|----|-------|----|-------|----|-------|----|-------|----|-------|----|-------|----|-------|----|-------|----|-------|----|-------|----|-------|----|-------|----|-------|----|-------|----|-------|----|-------|----|-------|----|-------|----|-------|----|-------|----|-------|----|-------|----|-------|----|-------|----|-------|----|-------|----|-------|----|-------|----|-------|----|-------|----|-------|----|-------|----|-------|--|--|--------------|--------------|--------------|--------------|--------------|--------------|--------------|--------------|--------------|--|--|--|--|--|--|--|--|--|--|--|
| 1 | 16.96 | 2 | 18.17 | 3 | 18.60 | 4 | 18.99 | 5 | 16.33 | 6 | 16.45 | 7 | 16.35 | 8 | 16.08 | 9 | 15.98 | 10 | 16.14 | 11 | 15.97 | 12 | 16.05 | 13 | 16.33 | 14 | 16.58 | 15 | 16.38 | 16 | 16.79 | 17 | 17.77 | 18 | 16.95 | 19 | 17.30 | 20 | 17.19 | 21 | 16.10 | 22 | 15.73 | 23 | 16.14 | 24 | 16.05 | 25 | 16.12 | 26 | 16.07 | 27 | 16.35 | 28 | 16.36 | 29 | 16.32 | 30 | 16.34 | 31 | 14.65 | 32 | 15.70 | 33 | 16.19 | 34 | 16.28 | 35 | 16.41 | 36 | 15.86 | 37 | 15.69 | 38 | 15.41 | 39 | 16.18 | 40 | 15.85 | 41 | 15.57 | 42 | 15.52 | 43 | 15.55 | 44 | 15.43 | 45 | 15.91 | 46 | 15.11 | 47 | 14.55 | 48 | 14.07 | 49 | 13.57 | | | 11:12.73 (6) | 11:28.25 (3) | 11:43.80 (3) | 11:59.23 (3) | 12:15.14 (3) | 12:30.25 (6) | 12:44.80 (6) | 12:58.87 (8) | 13:12.44 (7) | | | | | | | | | | | |

| 7 Andrew BUTCHART | | | | | | | | | | GBR 14 Oct 91 | | | | | | | | | | 13:26.46 | | | | | | | | | | | | | | | | | | | | | | | | | | | | | | | | | | | | | | | | | | | | | | | | | | | | | | | | | | | | | | | | | | | | | | | | | | | | | | | | | | | | | | | | | | | | | | | | | | | |
|-------------------|-------|---|-------|---|-------|---|-------|---|-------|---------------|-------|---|-------|---|-------|---|-------|----|-------|----------|-------|----|-------|----|-------|----|-------|----|-------|----|-------|----|-------|----|-------|----|-------|----|-------|----|-------|----|-------|----|-------|----|-------|----|-------|----|-------|----|-------|----|-------|----|-------|----|-------|----|-------|----|-------|----|-------|----|-------|----|-------|----|-------|----|-------|----|-------|----|-------|----|-------|----|-------|----|-------|----|-------|----|-------|----|-------|----|-------|----|-------|----|-------|----|-------|--|--|--------------|--------------|--------------|--------------|--------------|--------------|--------------|--------------|--------------|--|--|--|--|--|--|--|--|--|--|--|
| 1 | 17.28 | 2 | 18.12 | 3 | 18.73 | 4 | 19.01 | 5 | 17.10 | 6 | 16.58 | 7 | 16.25 | 8 | 15.96 | 9 | 16.27 | 10 | 16.18 | 11 | 15.89 | 12 | 15.70 | 13 | 16.10 | 14 | 16.14 | 15 | 16.33 | 16 | 16.74 | 17 | 17.85 | 18 | 17.13 | 19 | 17.16 | 20 | 16.80 | 21 | 16.53 | 22 | 15.81 | 23 | 16.22 | 24 | 16.03 | 25 | 16.14 | 26 | 16.22 | 27 | 16.33 | 28 | 16.09 | 29 | 16.45 | 30 | 15.79 | 31 | 15.40 | 32 | 15.36 | 33 | 16.24 | 34 | 16.25 | 35 | 16.58 | 36 | 15.70 | 37 | 15.73 | 38 | 15.37 | 39 | 15.99 | 40 | 15.57 | 41 | 15.64 | 42 | 15.81 | 43 | 15.54 | 44 | 15.34 | 45 | 15.79 | 46 | 14.88 | 47 | 14.52 | 48 | 14.07 | 49 | 14.00 | | | 11:12.76 (7) | 11:28.57 (7) | 11:44.11 (7) | 11:59.45 (7) | 12:15.24 (5) | 12:30.12 (5) | 12:44.64 (5) | 12:58.71 (6) | 13:12.71 (8) | | | | | | | | | | | |

| 8 Morgan MCDONALD | | | | | | | | | | AUS 23 Apr 96 | | | | | | | | | | 13:26.80 | | | | | | | | | | | | | | | | | | | | | | | | | | | | | | | | | | | | | | | | | | | | | | | | | | | | | | | | | | | | | | | | | | | | | | | | | | | | | | | | | | | | | | | | | | | | | | | | | | | |
|-------------------|-------|---|-------|---|-------|---|-------|---|-------|---------------|-------|---|-------|---|-------|---|-------|----|-------|----------|-------|----|-------|----|-------|----|-------|----|-------|----|-------|----|-------|----|-------|----|-------|----|-------|----|-------|----|-------|----|-------|----|-------|----|-------|----|-------|----|-------|----|-------|----|-------|----|-------|----|-------|----|-------|----|-------|----|-------|----|-------|----|-------|----|-------|----|-------|----|-------|----|-------|----|-------|----|-------|----|-------|----|-------|----|-------|----|-------|----|-------|----|-------|----|-------|--|--|---------------|---------------|---------------|--------------|--------------|--------------|--------------|--------------|--------------|--|--|--|--|--|--|--|--|--|--|--|
| 1 | 17.00 | 2 | 18.06 | 3 | 18.48 | 4 | 18.98 | 5 | 16.11 | 6 | 16.16 | 7 | 15.94 | 8 | 16.12 | 9 | 15.89 | 10 | 16.39 | 11 | 16.34 | 12 | 16.31 | 13 | 16.40 | 14 | 16.70 | 15 | 16.26 | 16 | 16.89 | 17 | 17.67 | 18 | 16.84 | 19 | 17.07 | 20 | 16.83 | 21 | 16.26 | 22 | 16.02 | 23 | 16.13 | 24 | 16.05 | 25 | 16.14 | 26 | 16.07 | 27 | 16.20 | 28 | 16.43 | 29 | 16.50 | 30 | 16.28 | 31 | 15.42 | 32 | 15.56 | 33 | 16.16 | 34 | 16.25 | 35 | 16.46 | 36 | 15.92 | 37 | 15.64 | 38 | 15.63 | 39 | 16.13 | 40 | 15.71 | 41 | 15.80 | 42 | 15.69 | 43 | 15.55 | 44 | 15.25 | 45 | 15.85 | 46 | 14.98 | 47 | 14.50 | 48 | 13.58 | 49 | 13.71 | | | 11:13.20 (11) | 11:28.89 (11) | 11:44.44 (10) | 11:59.69 (9) | 12:15.54 (9) | 12:30.52 (9) | 12:45.02 (9) | 12:58.60 (4) | 13:12.31 (5) | | | | | | | | | | | |

| 9 Ben TRUE | | | | | | | | | | USA 29 Dec 85 | | | | | | | | | | 13:27.39 | | | | | | | | | | | | | | | | | | | | | | | | | | | | | | | | | | | | | | | | | | | | | | | | | | | | | | | | | | | | | | | | | | | | | | | | | | | | | | | | | | | | | | | | | | | | | | | | | | | |
|------------|-------|---|-------|---|-------|---|-------|---|-------|---------------|-------|---|-------|---|-------|---|-------|----|-------|----------|-------|----|-------|----|-------|----|-------|----|-------|----|-------|----|-------|----|-------|----|-------|----|-------|----|-------|----|-------|----|-------|----|-------|----|-------|----|-------|----|-------|----|-------|----|-------|----|-------|----|-------|----|-------|----|-------|----|-------|----|-------|----|-------|----|-------|----|-------|----|-------|----|-------|----|-------|----|-------|----|-------|----|-------|----|-------|----|-------|----|-------|----|-------|----|-------|--|--|--------------|--------------|--------------|--------------|--------------|--------------|--------------|--------------|--------------|--|--|--|--|--|--|--|--|--|--|--|
| 1 | 17.03 | 2 | 18.21 | 3 | 18.71 | 4 | 18.98 | 5 | 16.75 | 6 | 16.53 | 7 | 16.29 | 8 | 16.09 | 9 | 16.04 | 10 | 16.19 | 11 | 15.88 | 12 | 16.05 | 13 | 16.38 | 14 | 16.58 | 15 | 16.35 | 16 | 16.63 | 17 | 17.76 | 18 | 16.87 | 19 | 17.54 | 20 | 17.08 | 21 | 16.32 | 22 | 16.13 | 23 | 15.97 | 24 | 15.96 | 25 | 16.13 | 26 | 16.20 | 27 | 16.37 | 28 | 16.07 | 29 | 16.45 | 30 | 15.76 | 31 | 15.60 | 32 | 15.32 | 33 | 16.17 | 34 | 15.98 | 35 | 16.29 | 36 | 15.77 | 37 | 15.79 | 38 | 15.57 | 39 | 15.98 | 40 | 15.53 | 41 | 15.68 | 42 | 15.72 | 43 | 15.59 | 44 | 15.31 | 45 | 15.84 | 46 | 14.88 | 47 | 14.50 | 48 | 14.09 | 49 | 14.11 | | | 11:12.98 (9) | 11:28.70 (9) | 11:44.29 (8) | 11:59.60 (8) | 12:15.44 (8) | 12:30.32 (7) | 12:44.82 (7) | 12:58.91 (9) | 13:13.02 (9) | | | | | | | | | | | |



RACE ANALYSIS
5000 Metres Men - Round 1

ATHLETE INGBRIGSTEN J. REINSTATED BY THE JURY OF APPEAL

| 10 Patrick TIERNAN AUS 11 Sep 94 13:28.42 | | | | | | | | | |
|--|---------------|----|---------------|----|---------------|----|---------------|----|---------------|
| 1 | 17.43 | 2 | 18.15 | 3 | 18.56 | 4 | 18.86 | 5 | 17.41 |
| | 17.43 (7) | | 35.58 (9) | | 54.14 (8) | | 1:13.00 (9) | | 1:30.41 (11) |
| 11 | 15.96 | 12 | 16.06 | 13 | 16.28 | 14 | 16.61 | 15 | 16.30 |
| | 3:06.26 (5) | | 3:22.32 (5) | | 3:38.60 (5) | | 3:55.21 (5) | | 4:11.51 (5) |
| 21 | 16.34 | 22 | 15.95 | 23 | 16.19 | 24 | 16.02 | 25 | 16.17 |
| | 5:52.93 (5) | | 6:08.88 (4) | | 6:25.07 (4) | | 6:41.09 (4) | | 6:57.26 (4) |
| 31 | 15.61 | 32 | 15.46 | 33 | 16.25 | 34 | 16.13 | 35 | 16.41 |
| | 8:34.39 (8) | | 8:49.85 (9) | | 9:06.10 (9) | | 9:22.23 (10) | | 9:38.64 (9) |
| 41 | 15.64 | 42 | 15.59 | 43 | 15.76 | 44 | 15.32 | 45 | 15.82 |
| | 11:13.18 (10) | | 11:28.77 (10) | | 11:44.53 (11) | | 11:59.85 (11) | | 12:15.67 (11) |
| | | | | | | | | | 12:30.73 (11) |
| | | | | | | | | | 12:45.32 (11) |
| | | | | | | | | | 12:59.72 (11) |
| | | | | | | | | | 13:14.42 (11) |

| 11 Yemaneberhan CRIPPA ITA 15 Oct 96 13:29.08 | | | | | | | | | |
|--|--------------|----|--------------|----|--------------|----|---------------|----|---------------|
| 1 | 17.48 | 2 | 18.07 | 3 | 18.80 | 4 | 18.95 | 5 | 17.34 |
| | 17.48 (9) | | 35.55 (8) | | 54.35 (10) | | 1:13.30 (13) | | 1:30.64 (13) |
| 11 | 15.86 | 12 | 15.77 | 13 | 16.29 | 14 | 16.67 | 15 | 16.35 |
| | 3:06.80 (8) | | 3:22.57 (7) | | 3:38.86 (6) | | 3:55.53 (8) | | 4:11.88 (8) |
| 21 | 16.65 | 22 | 15.71 | 23 | 16.21 | 24 | 16.03 | 25 | 16.17 |
| | 5:54.16 (15) | | 6:09.87 (12) | | 6:26.08 (14) | | 6:42.11 (14) | | 6:58.28 (14) |
| 31 | 15.48 | 32 | 15.11 | 33 | 16.14 | 34 | 16.14 | 35 | 16.38 |
| | 8:34.55 (9) | | 8:49.66 (6) | | 9:05.80 (6) | | 9:21.94 (6) | | 9:38.32 (5) |
| 41 | 15.64 | 42 | 15.63 | 43 | 15.84 | 44 | 15.33 | 45 | 15.81 |
| | 11:12.95 (8) | | 11:28.58 (8) | | 11:44.42 (9) | | 11:59.75 (10) | | 12:15.56 (10) |
| | | | | | | | | | 12:30.70 (10) |
| | | | | | | | | | 12:45.13 (10) |
| | | | | | | | | | 12:59.51 (10) |
| | | | | | | | | | 13:14.08 (10) |

| 12 Julien WANDERS SUI 18 Mar 96 13:38.95 | | | | | | | | | |
|---|--------------------|----|--------------------|----|--------------------|----|--------------------|----|--------------------|
| 1 | 17.98 | 2 | 18.40 | 3 | 18.67 | 4 | 17.23 | 5 | 15.89 |
| | 17.98 (14) | | 36.38 (14) | | 55.05 (14) | | 1:12.28 (1) | | 1:28.17 (1) |
| 11 | 16.31 | 12 | 16.30 | 13 | 16.51 | 14 | 16.67 | 15 | 16.29 |
| | 3:05.14 (1) | | 3:21.44 (1) | | 3:37.95 (1) | | 3:54.62 (1) | | 4:10.91 (1) |
| 21 | 16.65 | 22 | 16.16 | 23 | 15.98 | 24 | 15.96 | 25 | 16.11 |
| | 5:54.48 (17) | | 6:10.64 (17) | | 6:26.62 (17) | | 6:42.58 (17) | | 6:58.69 (17) |
| 31 | 15.39 | 32 | 15.41 | 33 | 16.12 | 34 | 16.20 | 35 | 16.04 |
| | 8:35.40 (16) | | 8:50.81 (16) | | 9:06.93 (16) | | 9:23.13 (16) | | 9:39.17 (13) |
| 41 | 15.60 | 42 | 15.72 | 43 | 15.66 | 44 | 15.77 | 45 | 16.30 |
| | 11:13.44 (12) | | 11:29.16 (12) | | 11:44.82 (12) | | 12:00.59 (12) | | 12:16.89 (12) |
| | | | | | | | | | 12:33.43 (12) |
| | | | | | | | | | 12:49.94 (12) |
| | | | | | | | | | 13:06.71 (12) |
| | | | | | | | | | 13:22.65 (12) |

| 13 Robin HENDRIX BEL 14 Jan 95 13:39.69 | | | | | | | | | |
|--|---------------|----|---------------|----|---------------|----|---------------|----|---------------|
| 1 | 17.64 | 2 | 18.19 | 3 | 18.72 | 4 | 18.73 | 5 | 17.04 |
| | 17.64 (11) | | 35.83 (12) | | 54.55 (11) | | 1:13.28 (11) | | 1:30.32 (10) |
| 11 | 15.90 | 12 | 16.01 | 13 | 16.34 | 14 | 16.61 | 15 | 16.36 |
| | 3:06.95 (9) | | 3:22.96 (10) | | 3:39.30 (11) | | 3:55.91 (13) | | 4:12.27 (11) |
| 21 | 16.38 | 22 | 16.18 | 23 | 16.16 | 24 | 16.00 | 25 | 16.18 |
| | 5:53.31 (7) | | 6:09.49 (9) | | 6:25.65 (9) | | 6:41.65 (9) | | 6:57.83 (9) |
| 31 | 15.55 | 32 | 15.36 | 33 | 16.21 | 34 | 15.89 | 35 | 16.40 |
| | 8:35.08 (14) | | 8:50.44 (14) | | 9:06.65 (14) | | 9:22.54 (12) | | 9:38.94 (12) |
| 41 | 15.73 | 42 | 16.08 | 43 | 16.26 | 44 | 16.56 | 45 | 16.68 |
| | 11:13.83 (13) | | 11:29.91 (13) | | 11:46.17 (13) | | 12:02.73 (13) | | 12:19.41 (13) |
| | | | | | | | | | 12:36.21 (13) |
| | | | | | | | | | 12:52.38 (13) |
| | | | | | | | | | 13:08.42 (13) |
| | | | | | | | | | 13:24.40 (13) |

| 14 Oscar CHELIMO UGA 12 Dec 01 13:42.94 | | | | | | | | | |
|--|--------------------|----|--------------------|----|--------------------|----|---------------|----|---------------|
| 1 | 17.92 | 2 | 18.18 | 3 | 18.70 | 4 | 18.89 | 5 | 17.56 |
| | 17.92 (13) | | 36.10 (13) | | 54.80 (13) | | 1:13.69 (15) | | 1:31.25 (15) |
| 11 | 15.94 | 12 | 15.81 | 13 | 16.40 | 14 | 16.48 | 15 | 16.35 |
| | 3:07.07 (10) | | 3:22.88 (9) | | 3:39.28 (10) | | 3:55.76 (10) | | 4:12.11 (10) |
| 21 | 15.96 | 22 | 16.04 | 23 | 16.30 | 24 | 16.13 | 25 | 16.17 |
| | 5:52.18 (1) | | 6:08.22 (1) | | 6:24.52 (1) | | 6:40.65 (2) | | 6:56.82 (2) |
| 31 | 15.96 | 32 | 15.80 | 33 | 16.32 | 34 | 16.41 | 35 | 16.63 |
| | 8:34.17 (6) | | 8:49.97 (10) | | 9:06.29 (11) | | 9:22.70 (13) | | 9:39.33 (14) |
| 41 | 15.91 | 42 | 16.46 | 43 | 16.86 | 44 | 16.72 | 45 | 16.86 |
| | 11:14.86 (14) | | 11:31.32 (14) | | 11:48.18 (14) | | 12:04.90 (14) | | 12:21.76 (14) |
| | | | | | | | | | 12:38.73 (14) |
| | | | | | | | | | 12:55.17 (14) |
| | | | | | | | | | 13:11.32 (14) |
| | | | | | | | | | 13:26.86 (14) |



RACE ANALYSIS
5000 Metres Men - Round 1

ATHLETE INGBRIGSTEN J. REINSTATED BY THE JURY OF APPEAL

Jonathan BUSBY

ARU 24 Apr 86

DQ 144.3(f)

| | | | | | | | | | | | | | | | | | | | |
|----|---------------|----|---------------|----|---------------|----|---------------|----|---------------|----|---------------|----|---------------|----|---------------|----|---------------|----|---------------|
| 1 | 19.08 | 2 | 18.29 | 3 | 18.40 | 4 | 18.65 | 5 | 17.90 | 6 | 18.07 | 7 | 18.10 | 8 | 18.69 | 9 | 18.57 | 10 | 19.16 |
| | 19.08 (20) | | 37.37 (19) | | 55.77 (19) | | 1:14.42 (19) | | 1:32.32 (19) | | 1:50.39 (19) | | 2:08.49 (19) | | 2:27.18 (19) | | 2:45.75 (19) | | 3:04.91 (19) |
| 11 | 19.20 | 12 | 19.49 | 13 | 19.31 | 14 | 19.67 | 15 | 19.73 | 16 | 19.77 | 17 | 19.59 | 18 | 20.00 | 19 | 19.98 | 20 | 20.07 |
| | 3:24.11 (19) | | 3:43.60 (19) | | 4:02.91 (19) | | 4:22.58 (19) | | 4:42.31 (19) | | 5:02.08 (19) | | 5:21.67 (19) | | 5:41.67 (19) | | 6:01.65 (19) | | 6:21.72 (19) |
| 21 | 19.83 | 22 | 20.40 | 23 | 20.32 | 24 | 20.15 | 25 | 19.78 | 26 | 19.67 | 27 | 19.77 | 28 | 20.10 | 29 | 20.05 | 30 | 20.68 |
| | 6:41.55 (19) | | 7:01.95 (19) | | 7:22.27 (19) | | 7:42.42 (19) | | 8:02.20 (19) | | 8:21.87 (19) | | 8:41.64 (19) | | 9:01.74 (19) | | 9:21.79 (19) | | 9:42.47 (19) |
| 31 | 20.33 | 32 | 20.80 | 33 | 20.36 | 34 | 20.79 | 35 | 20.71 | 36 | 20.83 | 37 | 20.40 | 38 | 21.14 | 39 | 20.71 | 40 | 20.70 |
| | 10:02.80 (19) | | 10:23.60 (19) | | 10:43.96 (19) | | 11:04.75 (19) | | 11:25.46 (19) | | 11:46.29 (19) | | 12:06.69 (19) | | 12:27.83 (19) | | 12:48.54 (19) | | 13:09.24 (19) |
| 41 | 20.13 | 42 | 21.00 | 43 | 20.96 | 44 | 21.59 | 45 | 21.56 | 46 | 22.00 | 47 | 22.60 | 48 | 51.06 | 49 | 46.41 | | |
| | 13:29.37 (19) | | 13:50.37 (19) | | 14:11.33 (19) | | 14:32.92 (19) | | 14:54.48 (19) | | 15:16.48 (19) | | 15:39.08 (19) | | 16:30.14 (20) | | 17:16.55 (20) | | |

NOTE IAAF Rule 144.3(f) - Receiving physical support from another athlete
 Yellow Card - BIB 897 - 144.2 Giving Assistance

RESULTS



5000 Metres Men - Round 1

First 5 in each heat (Q) and the next 5 fastest (q) advance to the Final

ATHLETE INGEBRIGSTEN J. REINSTATED BY THE JURY OF APPEAL

| RECORDS | RESULT | NAME | COUNTRY | AGE | VENUE | DATE |
|--------------------------------|----------|---------------------------|---------|-------------------------|-------------------------------------|-----------------------|
| World Record WR | 12:37.35 | Kenenisa BEKELE | ETH | 22 | Hengelo (Blankers-Koen Stadion) | 31 May 2004 |
| Championships Record CR | 12:52.79 | Eliud KIPCHOGE | KEN | 19 | Paris Saint-Denis (Stade de France) | 31 Aug 2003 |
| World Leading WL | 12:52.98 | Telahun Haile BEKELE | ETH | 20 | Roma (ITA) | 6 Jun 2019 |
| Area Record AR | | National Record NR | | Personal Best PB | | Season Best SB |

Heat 1

2


27 September 2019 19:45 START TIME

25° C TEMPERATURE 67% HUMIDITY

| PLACE | NAME | COUNTRY | DATE of BIRTH | ORDER | RESULT | |
|-------|-------------------------------|---------|---------------|-------|----------|-------------|
| 1 | Selemon BAREGA | ETH | 20 Jan 00 | 14 | 13:24.69 | Q |
| 2 | Jacob KROP | KEN | 4 Jun 01 | 4 | 13:24.94 | Q |
| 3 | Muktar EDRIS | ETH | 14 Jan 94 | 12 | 13:25.00 | Q SB |
| 4 | Jakob INGEBRIGTSEN | NOR | 19 Sep 00 | 15 | 13:25.20 | Q |
| 5 | Mohammed AHMED | CAN | 5 Jan 91 | 17 | 13:25.35 | Q |
| 6 | Birhanu BALEW | BRN | 27 Feb 96 | 18 | 13:25.70 | q |
| 7 | Andrew BUTCHART | GBR | 14 Oct 91 | 6 | 13:26.46 | |
| 8 | Morgan MCDONALD | AUS | 23 Apr 96 | 19 | 13:26.80 | |
| 9 | Ben TRUE | USA | 29 Dec 85 | 3 | 13:27.39 | |
| 10 | Patrick TIERNAN | AUS | 11 Sep 94 | 13 | 13:28.42 | |
| 11 | Yemaneberhan CRIPPA | ITA | 15 Oct 96 | 2 | 13:29.08 | |
| 12 | Julien WANDERS | SUI | 18 Mar 96 | 5 | 13:38.95 | |
| 13 | Robin HENDRIX | BEL | 14 Jan 95 | 10 | 13:39.69 | |
| 14 | Oscar CHELIMO | UGA | 12 Dec 01 | 7 | 13:42.94 | |
| 15 | Marc SCOTT | GBR | 21 Dec 93 | 11 | 13:47.12 | |
| 16 | Richard RINGER | GER | 27 Feb 89 | 9 | 13:49.20 | |
| 17 | Jamal Abdelmaji EISA MOHAMMED | ART | 28 Aug 93 | 20 | 14:15.32 | |
| 18 | Tariq Ahmed AL AMRI | KSA | 23 Dec 90 | 1 | 14:21.19 | |
| 19 | Y Braima Suncar DABÓ | GBS | 23 May 93 | 8 | 18:10.87 | PB |
| | Jonathan BUSBY | ARU | 24 Apr 86 | 16 | DQ | 144.3(f) |

RESULTS
5000 Metres Men - Round 1

ATHLETE INGBRIGSTEN J. REINSTATED BY THE JURY OF APPEAL

NOTE IAAF Rule 144.3(f) - Receiving physical support from another athlete
 Yellow Card - BIB 897 - 144.2 Giving Assistance

INTERMEDIATE TIMES

| | | | |
|--------|------------------------|--------|------------------------|
| 100 m | 16.92 Mohammed AHMED | 200 m | 34.95 Mohammed AHMED |
| 300 m | 53.49 Mohammed AHMED | 400 m | 1:12.28 Julien WANDERS |
| 500 m | 1:28.17 Julien WANDERS | 600 m | 1:44.45 Julien WANDERS |
| 700 m | 2:00.44 Julien WANDERS | 800 m | 2:16.48 Julien WANDERS |
| 900 m | 2:32.46 Julien WANDERS | 1000 m | 2:48.83 Julien WANDERS |
| 1100 m | 3:05.14 Julien WANDERS | 1200 m | 3:21.44 Julien WANDERS |
| 1300 m | 3:37.95 Julien WANDERS | 1400 m | 3:54.62 Julien WANDERS |
| 1500 m | 4:10.91 Julien WANDERS | 1600 m | 4:27.97 Jacob KROP |
| 1700 m | 4:45.68 Jacob KROP | 1800 m | 5:02.21 Jacob KROP |
| 1900 m | 5:19.34 Jacob KROP | 2000 m | 5:36.22 Oscar CHELIMO |
| 2100 m | 5:52.18 Oscar CHELIMO | 2200 m | 6:08.22 Oscar CHELIMO |
| 2300 m | 6:24.52 Oscar CHELIMO | 2400 m | 6:40.57 Jacob KROP |
| 2500 m | 6:56.67 Jacob KROP | 2600 m | 7:12.48 Jacob KROP |
| 2700 m | 7:28.76 Jacob KROP | 2800 m | 7:45.36 Jacob KROP |
| 2900 m | 8:01.62 Jacob KROP | 3000 m | 8:17.59 Jacob KROP |
| 3100 m | 8:33.28 Jacob KROP | 3200 m | 8:49.13 Selemon BAREGA |
| 3300 m | 9:05.30 Selemon BAREGA | 3400 m | 9:21.56 Jacob KROP |
| 3500 m | 9:37.86 Jacob KROP | 3600 m | 9:53.58 Jacob KROP |
| 3700 m | 10:09.12 Jacob KROP | 3800 m | 10:24.67 Jacob KROP |
| 3900 m | 10:40.76 Jacob KROP | 4000 m | 10:56.52 Jacob KROP |
| 4100 m | 11:12.19 Jacob KROP | 4200 m | 11:28.05 Jacob KROP |
| 4300 m | 11:43.61 Jacob KROP | 4400 m | 11:59.07 Jacob KROP |
| 4500 m | 12:14.96 Jacob KROP | 4600 m | 12:29.84 Jacob KROP |
| 4700 m | 12:44.19 Jacob KROP | 4800 m | 12:58.30 Jacob KROP |
| 4900 m | 13:11.80 Jacob KROP | | |

RESULTS
5000 Metres Men - Round 1

ATHLETE INGBRIGSTEN J. REINSTATED BY THE JURY OF APPEAL

Heat 2

2

27 September 2019

20:07 START TIME

25° C
TEMPERATURE

67 %
HUMIDITY

| PLACE | NAME | COUNTRY | DATE OF BIRTH | ORDER | RESULT | |
|-------|------------------------------|---------|---------------|-------|-----------------|--|
| 1 | Paul CHELIMO | USA | 27 Oct 90 | 15 | 13:20.18 | Q |
| 2 | Telahun Haile BEKELE | ETH | 13 May 99 | 1 | 13:20.45 | Q |
| 3 | Filip INGBRIGTSEN | NOR | 20 Apr 93 | 10 | 13:20.52 | Q |
| 4 | Stewart MCSWEYN | AUS | 1 Jun 95 | 12 | 13:20.58 | Q |
| 5 | Nicholas Kipkorir KIMELI | KEN | 29 Sep 98 | 2 | 13:20.82 | Q |
| 6 | Isaac KIMELI | BEL | 9 Mar 94 | 19 | 13:20.99 | q |
| 7 | Henrik INGBRIGTSEN | NOR | 24 Feb 91 | 13 | 13:21.22 | q |
| 8 | Hassan MEAD | USA | 28 Aug 89 | 8 | 13:22.11 | q SB |
| 9 | Justyn KNIGHT | CAN | 19 Jul 96 | 4 | 13:25.95 | q |
| 10 | Stephen KISSA | UGA | 1 Dec 95 | 7 | 13:27.36 | |
| 11 | Bouh IBRAHIM | DJI | 1 Jan 97 | 6 | 13:36.39 | |
| 12 | Ben CONNOR | GBR | 17 Oct 92 | 18 | 13:36.92 | |
| 13 | Sam PARSONS | GER | 18 Jun 94 | 14 | 13:38.53 | |
| 14 | Abadi HADIS | ETH | 6 Nov 97 | 17 | 13:42.89 | |
| 15 | Soufiyan BOUQANTAR | MAR | 30 Aug 93 | 3 | 14:03.16 | |
| 16 | Tachlowini GABRIYESOS | ART | 1 Jan 98 | 9 | 14:28.11 | |
| | Said EL OTMANI | ITA | 14 Oct 91 | 16 | DNF | |
| | Gerald Nicolas GIRALDO VILLA | COL | 21 Mar 89 | 5 | DNF | |
| | Viro MA | CAM | 14 Apr 87 | 11 | DNF | |

INTERMEDIATE TIMES

| | | | |
|--------|-----------------------------------|--------|-----------------------------------|
| 100 m | 16.00 Soufiyan BOUQANTAR | 200 m | 32.82 Soufiyan BOUQANTAR |
| 300 m | 49.92 Soufiyan BOUQANTAR | 400 m | 1:06.02 Telahun Haile BEKELE |
| 500 m | 1:21.94 Telahun Haile BEKELE | 600 m | 1:40.10 Paul CHELIMO |
| 700 m | 1:54.94 Telahun Haile BEKELE | 800 m | 2:11.26 Telahun Haile BEKELE |
| 900 m | 2:27.52 Telahun Haile BEKELE | 1000 m | 2:43.78 Telahun Haile BEKELE |
| 1100 m | 3:00.19 Telahun Haile BEKELE | 1200 m | 3:16.39 Telahun Haile BEKELE |
| 1300 m | 3:32.33 Telahun Haile BEKELE | 1400 m | 3:48.56 Telahun Haile BEKELE |
| 1500 m | 4:05.20 Nicholas Kipkorir KIMELI | 1600 m | 4:22.15 Nicholas Kipkorir KIMELI |
| 1700 m | 4:38.54 Ben CONNOR | 1800 m | 4:54.35 Ben CONNOR |
| 1900 m | 5:10.17 Ben CONNOR | 2000 m | 5:26.03 Ben CONNOR |
| 2100 m | 5:41.99 Ben CONNOR | 2200 m | 5:58.19 Ben CONNOR |
| 2300 m | 6:14.39 Ben CONNOR | 2400 m | 6:30.73 Ben CONNOR |
| 2500 m | 6:46.85 Ben CONNOR | 2600 m | 7:03.33 Ben CONNOR |
| 2700 m | 7:19.72 Ben CONNOR | 2800 m | 7:36.08 Ben CONNOR |
| 2900 m | 7:52.31 Ben CONNOR | 3000 m | 8:08.94 Paul CHELIMO |
| 3100 m | 8:25.42 Paul CHELIMO | 3200 m | 8:41.00 Telahun Haile BEKELE |
| 3300 m | 8:56.73 Telahun Haile BEKELE | 3400 m | 9:12.76 Telahun Haile BEKELE |
| 3500 m | 9:28.68 Telahun Haile BEKELE | 3600 m | 9:44.90 Telahun Haile BEKELE |
| 3700 m | 10:01.25 Nicholas Kipkorir KIMELI | 3800 m | 10:18.08 Nicholas Kipkorir KIMELI |
| 3900 m | 10:34.50 Telahun Haile BEKELE | 4000 m | 10:50.22 Telahun Haile BEKELE |
| 4100 m | 11:05.92 Telahun Haile BEKELE | 4200 m | 11:21.87 Telahun Haile BEKELE |
| 4300 m | 11:37.75 Telahun Haile BEKELE | 4400 m | 11:53.26 Telahun Haile BEKELE |
| 4500 m | 12:08.64 Telahun Haile BEKELE | 4600 m | 12:23.96 Telahun Haile BEKELE |
| 4700 m | 12:38.86 Telahun Haile BEKELE | 4800 m | 12:53.08 Filip INGBRIGTSEN |
| 4900 m | 13:06.48 Filip INGBRIGTSEN | | |

RESULTS
5000 Metres Men - Round 1

ATHLETE INGBRIGSTEN J. REINSTATED BY THE JURY OF APPEAL

| ALL-TIME TOP LIST | | | | SEASON TOP LIST | | | |
|-------------------|-----------------------------|--------------------------------|-----------|-----------------|--------------------------------|---|--------|
| RESULT | NAME | VENUE | DATE | RESULT | NAME | VENUE | 2019 |
| 12:37.35 | Kenenisa BEKELE (ETH) | engelo (Blankers-Koen Stadion) | 31 May 04 | 12:52.98 | Telahun Haile BEKELE (ETH) | Roma (ITA) | 6 Jun |
| 12:39.36 | Haile GEBRSELESSIE (ETH) | Helsinki | 13 Jun 98 | 12:53.04 | Selemon BAREGA (ETH) | Roma (ITA) | 6 Jun |
| 12:39.74 | Daniel KOMEN (KEN) | Bruxelles | 22 Aug 97 | 12:54.92 | Hagos GEBRHIWET (ETH) | Roma (ITA) | 6 Jun |
| 12:43.02 | Selemon BAREGA (ETH) | Bruxelles (BEL) | 31 Aug 18 | 12:56.26 | Birhanu BALEW (BRN) | Roma (ITA) | 6 Jun |
| 12:45.82 | Hagos GEBRHIWET (ETH) | Bruxelles (BEL) | 31 Aug 18 | 12:56.48 | Abadi HADIS (ETH) | Roma (ITA) | 6 Jun |
| 12:46.53 | Eliud KIPCHOGE (KEN) | Roma (Stadio Olimpico) | 2 Jul 04 | 12:57.41 | Joshua CHEPTEGEI (UGA) | Zürich (SUI) | 29 Aug |
| 12:46.79 | Yomif KEJELCHA (ETH) | Bruxelles (BEL) | 31 Aug 18 | 12:57.90 | Nicholas Kipkorir KIMELI (KEN) | Hengelo (NED) | 9 Jun |
| 12:46.81 | Dejen GEBREMESKEL (ETH) | int-Denis (Stade de France) | 6 Jul 12 | 12:58.10 | William KINCAID (USA) | hael Jordan Track, Nike Campus, Beave | 10 Sep |
| 12:47.04 | Sileshi SIHINE (ETH) | Roma (Stadio Olimpico) | 2 Jul 04 | 12:58.16 | Mohammed AHMED (CAN) | Roma (ITA) | 6 Jun |
| 12:48.64 | Isiah Kiplangat KOECH (KEN) | it-Denis (Stade de France) | 6 Jul 12 | 13:00.13 | Lopez LOMONG (USA) | ichael Jordan Track, Nike Campus, Beave | 10 Sep |

RESULTS



10,000 Metres Men - Final

| RECORDS | RESULT NAME | COUNTRY | AGE | VENUE | DATE |
|--------------------------------|---------------------------|-------------------------|-----------------------|------------------------------|-------------|
| World Record WR | 26:17.53 Kenenisa BEKELE | ETH | 23 | Bruxelles (Boudewijnstadion) | 26 Aug 2005 |
| Championships Record CR | 26:46.31 Kenenisa BEKELE | ETH | 27 | Berlin (Olympiastadion) | 17 Aug 2009 |
| World Leading WL | 26:48.36 Joshua CHEPTEGEI | UGA | 23 | Doha | 6 Oct 2019 |
| Area Record AR | National Record NR | Personal Best PB | Season Best SB | | |

6 October 2019 20:04 START TIME 24° C TEMPERATURE 64 % HUMIDITY

| PLACE | NAME | COUNTRY | DATE of BIRTH | ORDER | RESULT | |
|-------|------------------------|---------|---------------|-------|----------|-----------|
| 1 | Joshua CHEPTEGEI | UGA | 12 Sep 96 | 12 | 26:48.36 | WL |
| 2 | Yomif KEJELCHA | ETH | 1 Aug 97 | 15 | 26:49.34 | PB |
| 3 | Rhonex KIPRUTO | KEN | 12 Oct 99 | 18 | 26:50.32 | |
| 4 | Rodgers KWEMOI | KEN | 3 Mar 98 | 1 | 26:55.36 | PB |
| 5 | Andamlak BELIHU | ETH | 20 Nov 98 | 9 | 26:56.71 | |
| 6 | Mohammed AHMED | CAN | 5 Jan 91 | 8 | 26:59.35 | NR |
| 7 | Lopez LOMONG | USA | 1 Jan 85 | 13 | 27:04.72 | PB |
| 8 | Yemaneberhan CRIPPA | ITA | 15 Oct 96 | 4 | 27:10.76 | NR |
| 9 | Hagos GEBRHIWET | ETH | 11 May 94 | 6 | 27:11.37 | |
| 10 | Shadrack KIPCHIRCHIR | USA | 22 Feb 89 | 3 | 27:24.74 | SB |
| 11 | Alex KORIO | KEN | 20 Dec 90 | 14 | 27:28.74 | PB |
| 12 | Sondre Nordstad MOEN | NOR | 12 Jan 91 | 7 | 28:02.18 | |
| 13 | Leonard KORIR | USA | 10 Dec 86 | 5 | 28:05.73 | |
| 14 | Soufiane BOUCHIKHI | BEL | 22 Mar 90 | 10 | 28:15.43 | |
| 15 | Aron KIFLE | ERI | 20 Feb 98 | 11 | 28:16.74 | |
| 16 | Rodrigue KWIZERA | BDI | 10 Oct 99 | 19 | 28:21.92 | PB |
| 17 | Abdallah Kibet MANDE | UGA | 10 May 95 | 20 | 28:31.49 | |
| 18 | Onesphore NZIKWINKUNDA | BDI | 10 Jun 97 | 2 | 29:11.50 | |
| | Hassan CHANI | BRN | 5 May 88 | 21 | DNF | |
| | Thierry NDIKUMWENAYO | BDI | 26 Mar 97 | 16 | DNF | |
| | Julien WANDERS | SUI | 18 Mar 96 | 17 | DNF | |

RESULTS
10,000 Metres Men - Final

INTERMEDIATE TIMES

| | | | |
|--------|------------------------------|--------|------------------------------|
| 100 m | 15.54 Abdallah Kibet MANDE | 200 m | 31.31 Abdallah Kibet MANDE |
| 300 m | 47.72 Abdallah Kibet MANDE | 400 m | 1:04.13 Abdallah Kibet MANDE |
| 500 m | 1:20.43 Abdallah Kibet MANDE | 600 m | 1:37.21 Abdallah Kibet MANDE |
| 700 m | 1:53.98 Abdallah Kibet MANDE | 800 m | 2:10.47 Abdallah Kibet MANDE |
| 900 m | 2:27.07 Abdallah Kibet MANDE | 1000 m | 2:43.67 Abdallah Kibet MANDE |
| 1100 m | 3:00.20 Abdallah Kibet MANDE | 1200 m | 3:16.52 Abdallah Kibet MANDE |
| 1300 m | 3:33.02 Abdallah Kibet MANDE | 1400 m | 3:49.36 Abdallah Kibet MANDE |
| 1500 m | 4:05.81 Abdallah Kibet MANDE | 1600 m | 4:21.92 Abdallah Kibet MANDE |
| 1700 m | 4:38.11 Abdallah Kibet MANDE | 1800 m | 4:54.56 Abdallah Kibet MANDE |
| 1900 m | 5:11.10 Abdallah Kibet MANDE | 2000 m | 5:27.24 Abdallah Kibet MANDE |
| 2100 m | 5:43.43 Abdallah Kibet MANDE | 2200 m | 5:59.90 Abdallah Kibet MANDE |
| 2300 m | 6:16.31 Abdallah Kibet MANDE | 2400 m | 6:32.91 Abdallah Kibet MANDE |
| 2500 m | 6:49.43 Abdallah Kibet MANDE | 2600 m | 7:05.53 Rhonex KIPRUTO |
| 2700 m | 7:20.64 Rhonex KIPRUTO | 2800 m | 7:36.28 Rhonex KIPRUTO |
| 2900 m | 7:52.25 Rhonex KIPRUTO | 3000 m | 8:08.23 Rhonex KIPRUTO |
| 3100 m | 8:25.38 Rodgers KWEMOI | 3200 m | 8:41.23 Joshua CHEPTEGEI |
| 3300 m | 8:57.64 Joshua CHEPTEGEI | 3400 m | 9:14.20 Joshua CHEPTEGEI |
| 3500 m | 9:30.73 Joshua CHEPTEGEI | 3600 m | 9:47.33 Joshua CHEPTEGEI |
| 3700 m | 10:03.80 Joshua CHEPTEGEI | 3800 m | 10:20.24 Joshua CHEPTEGEI |
| 3900 m | 10:36.30 Rhonex KIPRUTO | 4000 m | 10:52.38 Rhonex KIPRUTO |
| 4100 m | 11:08.66 Rhonex KIPRUTO | 4200 m | 11:24.51 Rodgers KWEMOI |
| 4300 m | 11:40.40 Rhonex KIPRUTO | 4400 m | 11:56.51 Rodgers KWEMOI |
| 4500 m | 12:12.58 Rodgers KWEMOI | 4600 m | 12:28.55 Rodgers KWEMOI |
| 4700 m | 12:45.12 Rodgers KWEMOI | 4800 m | 13:01.61 Rodgers KWEMOI |
| 4900 m | 13:17.86 Rodgers KWEMOI | 5000 m | 13:33.20 Rhonex KIPRUTO |
| 5100 m | 13:48.86 Rhonex KIPRUTO | 5200 m | 14:04.59 Rodgers KWEMOI |
| 5300 m | 14:20.75 Rhonex KIPRUTO | 5400 m | 14:37.29 Rhonex KIPRUTO |
| 5500 m | 14:53.91 Rhonex KIPRUTO | 5600 m | 15:10.52 Rhonex KIPRUTO |
| 5700 m | 15:26.91 Rhonex KIPRUTO | 5800 m | 15:43.14 Rhonex KIPRUTO |
| 5900 m | 15:59.53 Joshua CHEPTEGEI | 6000 m | 16:16.13 Joshua CHEPTEGEI |
| 6100 m | 16:32.51 Joshua CHEPTEGEI | 6200 m | 16:48.76 Rhonex KIPRUTO |
| 6300 m | 17:04.81 Rhonex KIPRUTO | 6400 m | 17:21.07 Rhonex KIPRUTO |
| 6500 m | 17:37.42 Rhonex KIPRUTO | 6600 m | 17:53.36 Rhonex KIPRUTO |
| 6700 m | 18:09.15 Rhonex KIPRUTO | 6800 m | 18:25.19 Rhonex KIPRUTO |
| 6900 m | 18:40.96 Rhonex KIPRUTO | 7000 m | 18:56.85 Rhonex KIPRUTO |
| 7100 m | 19:13.64 Rhonex KIPRUTO | 7200 m | 19:29.80 Rhonex KIPRUTO |
| 7300 m | 19:46.12 Rhonex KIPRUTO | 7400 m | 20:02.28 Rhonex KIPRUTO |
| 7500 m | 20:18.90 Rhonex KIPRUTO | 7600 m | 20:34.91 Joshua CHEPTEGEI |
| 7700 m | 20:51.05 Joshua CHEPTEGEI | 7800 m | 21:07.09 Rhonex KIPRUTO |
| 7900 m | 21:23.72 Rhonex KIPRUTO | 8000 m | 21:40.16 Rhonex KIPRUTO |
| 8100 m | 21:56.10 Rhonex KIPRUTO | 8200 m | 22:11.94 Rhonex KIPRUTO |
| 8300 m | 22:28.25 Rhonex KIPRUTO | 8400 m | 22:44.50 Rhonex KIPRUTO |
| 8500 m | 23:00.96 Rhonex KIPRUTO | 8600 m | 23:17.01 Rhonex KIPRUTO |
| 8700 m | 23:33.13 Rhonex KIPRUTO | 8800 m | 23:49.35 Joshua CHEPTEGEI |
| 8900 m | 24:05.02 Joshua CHEPTEGEI | 9000 m | 24:20.79 Joshua CHEPTEGEI |
| 9100 m | 24:36.29 Joshua CHEPTEGEI | 9200 m | 24:51.73 Joshua CHEPTEGEI |
| 9300 m | 25:07.11 Joshua CHEPTEGEI | 9400 m | 25:22.46 Joshua CHEPTEGEI |
| 9500 m | 25:37.82 Joshua CHEPTEGEI | 9600 m | 25:52.98 Joshua CHEPTEGEI |
| 9700 m | 26:07.27 Joshua CHEPTEGEI | 9800 m | 26:20.48 Yomif KEJELCHA |
| 9900 m | 26:34.24 Joshua CHEPTEGEI | | |

RESULTS
10,000 Metres Men - Final

| ALL-TIME TOP LIST | | | | SEASON TOP LIST | | | |
|-------------------|-----------------------------|------------------------------|-----------|-----------------|----------------------------|-----------------|--------|
| RESULT | NAME | VENUE | DATE | RESULT | NAME | VENUE | 2019 |
| 26:17.53 | Kenenisa BEKELE (ETH) | Bruxelles (Boudewijnstadion) | 26 Aug 05 | 26:48.36 | Joshua CHEPTEGEI (UGA) | Doha | 6 Oct |
| 26:22.75 | Haile GEBRSELESSIE (ETH) | Blankers-Koen Stadion | 1 Jun 98 | 26:48.95 | Hagos GEBRHIWET (ETH) | Hengelo (NED) | 17 Jul |
| 26:27.85 | Paul TERGAT (KEN) | Bruxelles | 22 Aug 97 | 26:49.34 | Yomif KEJELCHA (ETH) | Doha | 6 Oct |
| 26:30.03 | Nicholas KEMBOI (KEN) | Bruxelles (Boudewijnstadion) | 5 Sep 03 | 26:49.46 | Selemon BAREGA (ETH) | Hengelo (NED) | 17 Jul |
| 26:30.74 | Abebe DINKESA (ETH) | Hengelo | 29 May 05 | 26:50.16 | Rhonex KIPRUTO (KEN) | Stockholm (SWE) | 30 May |
| 26:35.63 | Micah Kipkemboi KOGO (KEN) | Bruxelles (Boudewijnstadion) | 25 Aug 06 | 26:53.15 | Andamlak BELIHU (ETH) | Hengelo (NED) | 17 Jul |
| 26:36.26 | Paul KOECH (KEN) | Bruxelles | 22 Aug 97 | 26:54.39 | Jemal Yimer MEKONNEN (ETH) | Hengelo (NED) | 17 Jul |
| 26:37.25 | Zersenay TADESE (ERI) | Bruxelles (Boudewijnstadion) | 25 Aug 06 | 26:55.36 | Rodgers KWEMOI (KEN) | Doha | 6 Oct |
| 26:38.08 | Salah HISSOU (MAR) | Bruxelles | 23 Aug 96 | 26:56.46 | Abadi HADIS (ETH) | Hengelo (NED) | 17 Jul |
| 26:38.76 | Ahmad Hassan ABDULLAH (QAT) | Bruxelles (Boudewijnstadion) | 5 Sep 03 | 26:59.35 | Mohammed AHMED (CAN) | Doha | 6 Oct |

RACE ANALYSIS

10,000 Metres Men - Final



ATHLETE KIFLE (ERI) SPLIT TIMES UPDATED

6 October 2019 20:04 START TIME 24° C TEMPERATURE 64% HUMIDITY

| 1 | 100 m | 2 | 200 m | 3 | 300 m | 4 | 400 m | 5 | 500 m | 6 | 600 m | 7 | 700 m | 8 | 800 m | 9 | 900 m | 10 | 1000 m |
|----|--------|----|--------|----|--------|----|--------|----|--------|----|--------|----|--------|----|--------|----|--------|----|--------|
| 11 | 1100 m | 12 | 1200 m | 13 | 1300 m | 14 | 1400 m | 15 | 1500 m | 16 | 1600 m | 17 | 1700 m | 18 | 1800 m | 19 | 1900 m | 20 | 2000 m |
| 21 | 2100 m | 22 | 2200 m | 23 | 2300 m | 24 | 2400 m | 25 | 2500 m | 26 | 2600 m | 27 | 2700 m | 28 | 2800 m | 29 | 2900 m | 30 | 3000 m |
| 31 | 3100 m | 32 | 3200 m | 33 | 3300 m | 34 | 3400 m | 35 | 3500 m | 36 | 3600 m | 37 | 3700 m | 38 | 3800 m | 39 | 3900 m | 40 | 4000 m |
| 41 | 4100 m | 42 | 4200 m | 43 | 4300 m | 44 | 4400 m | 45 | 4500 m | 46 | 4600 m | 47 | 4700 m | 48 | 4800 m | 49 | 4900 m | 50 | 5000 m |
| 51 | 5100 m | 52 | 5200 m | 53 | 5300 m | 54 | 5400 m | 55 | 5500 m | 56 | 5600 m | 57 | 5700 m | 58 | 5800 m | 59 | 5900 m | 60 | 6000 m |
| 61 | 6100 m | 62 | 6200 m | 63 | 6300 m | 64 | 6400 m | 65 | 6500 m | 66 | 6600 m | 67 | 6700 m | 68 | 6800 m | 69 | 6900 m | 70 | 7000 m |
| 71 | 7100 m | 72 | 7200 m | 73 | 7300 m | 74 | 7400 m | 75 | 7500 m | 76 | 7600 m | 77 | 7700 m | 78 | 7800 m | 79 | 7900 m | 80 | 8000 m |
| 81 | 8100 m | 82 | 8200 m | 83 | 8300 m | 84 | 8400 m | 85 | 8500 m | 86 | 8600 m | 87 | 8700 m | 88 | 8800 m | 89 | 8900 m | 90 | 9000 m |
| 91 | 9100 m | 92 | 9200 m | 93 | 9300 m | 94 | 9400 m | 95 | 9500 m | 96 | 9600 m | 97 | 9700 m | 98 | 9800 m | 99 | 9900 m | | |

1 Joshua CHEPTEGEI

UGA 12 Sep 96

26:48.36

| | | | | | | | | | | | | | | | | | | | |
|----|---------------------|---------------------|---------------------|---------------------|---------------------|---------------------|---------------------|---------------------|---------------------|----|-------|----|-------|----|-------|----|-------|----|-------|
| 1 | 16.91 | 2 | 15.30 | 3 | 16.08 | 4 | 16.53 | 5 | 16.43 | 6 | 16.75 | 7 | 16.45 | 8 | 16.41 | 9 | 16.55 | 10 | 16.57 |
| 11 | 16.51 | 12 | 16.34 | 13 | 16.49 | 14 | 16.42 | 15 | 16.34 | 16 | 16.11 | 17 | 16.16 | 18 | 16.47 | 19 | 16.55 | 20 | 16.10 |
| 21 | 16.19 | 22 | 16.48 | 23 | 16.44 | 24 | 16.58 | 25 | 16.58 | 26 | 16.22 | 27 | 15.29 | 28 | 15.82 | 29 | 15.93 | 30 | 16.15 |
| 31 | 16.24 | 32 | 15.84 | 33 | 16.41 | 34 | 16.56 | 35 | 16.53 | 36 | 16.60 | 37 | 16.47 | 38 | 16.44 | 39 | 16.53 | 40 | 16.10 |
| 41 | 16.34 | 42 | 15.98 | 43 | 15.90 | 44 | 15.72 | 45 | 16.39 | 46 | 15.87 | 47 | 16.55 | 48 | 16.54 | 49 | 16.27 | 50 | 15.70 |
| 51 | 15.87 | 52 | 15.42 | 53 | 15.99 | 54 | 16.61 | 55 | 16.57 | 56 | 16.46 | 57 | 16.27 | 58 | 15.91 | 59 | 16.30 | 60 | 16.60 |
| 61 | 16.38 | 62 | 16.47 | 63 | 16.13 | 64 | 16.27 | 65 | 16.48 | 66 | 15.79 | 67 | 16.06 | 68 | 15.82 | 69 | 15.80 | 70 | 15.89 |
| 71 | 17.00 | 72 | 16.55 | 73 | 16.13 | 74 | 15.79 | 75 | 16.26 | 76 | 15.96 | 77 | 16.14 | 78 | 16.28 | 79 | 16.55 | 80 | 16.45 |
| 81 | 16.06 | 82 | 15.79 | 83 | 16.30 | 84 | 16.22 | 85 | 16.37 | 86 | 16.06 | 87 | 16.23 | 88 | 15.99 | 89 | 15.67 | 90 | 15.77 |
| 91 | 15.50 | 92 | 15.44 | 93 | 15.38 | 94 | 15.35 | 95 | 15.36 | 96 | 15.16 | 97 | 14.29 | 98 | 13.26 | 99 | 13.71 | | |
| | 24:36.29 (1) | 24:51.73 (1) | 25:07.11 (1) | 25:22.46 (1) | 25:37.82 (1) | 25:52.98 (1) | 26:07.27 (1) | 26:20.53 (2) | 26:34.24 (1) | | | | | | | | | | |

WL

2 Yomif KEJELCHA

ETH 1 Aug 97

26:49.34

| | | | | | | | | | | | | | | | | | | | |
|----|---------------------|---------------------|---------------------|---------------------|---------------------|---------------------|---------------------|---------------------|---------------------|----|-------|----|-------|----|-------|----|-------|----|-------|
| 1 | 16.72 | 2 | 16.55 | 3 | 16.40 | 4 | 16.62 | 5 | 16.58 | 6 | 16.63 | 7 | 17.04 | 8 | 16.18 | 9 | 16.32 | 10 | 16.57 |
| 11 | 16.65 | 12 | 16.58 | 13 | 16.62 | 14 | 16.39 | 15 | 16.27 | 16 | 15.99 | 17 | 16.18 | 18 | 16.17 | 19 | 16.60 | 20 | 16.27 |
| 21 | 16.58 | 22 | 16.15 | 23 | 16.57 | 24 | 16.34 | 25 | 16.70 | 26 | 16.02 | 27 | 15.38 | 28 | 15.76 | 29 | 15.67 | 30 | 15.13 |
| 31 | 16.48 | 32 | 16.13 | 33 | 16.42 | 34 | 16.46 | 35 | 16.51 | 36 | 16.59 | 37 | 16.76 | 38 | 16.26 | 39 | 16.47 | 40 | 15.96 |
| 41 | 16.67 | 42 | 15.71 | 43 | 15.92 | 44 | 15.76 | 45 | 16.76 | 46 | 15.72 | 47 | 16.58 | 48 | 16.29 | 49 | 16.44 | 50 | 15.24 |
| 51 | 15.65 | 52 | 15.41 | 53 | 15.85 | 54 | 16.49 | 55 | 16.65 | 56 | 16.60 | 57 | 16.37 | 58 | 16.09 | 59 | 16.62 | 60 | 16.56 |
| 61 | 16.42 | 62 | 16.08 | 63 | 16.32 | 64 | 16.02 | 65 | 16.43 | 66 | 15.84 | 67 | 16.12 | 68 | 15.86 | 69 | 15.85 | 70 | 15.74 |
| 71 | 17.03 | 72 | 16.38 | 73 | 16.54 | 74 | 15.38 | 75 | 16.61 | 76 | 16.01 | 77 | 16.52 | 78 | 16.14 | 79 | 16.61 | 80 | 15.90 |
| 81 | 16.18 | 82 | 15.64 | 83 | 16.24 | 84 | 16.25 | 85 | 16.35 | 86 | 15.98 | 87 | 16.22 | 88 | 16.06 | 89 | 16.13 | 90 | 15.73 |
| 91 | 15.62 | 92 | 15.07 | 93 | 15.28 | 94 | 15.31 | 95 | 15.32 | 96 | 14.96 | 97 | 14.16 | 98 | 13.13 | 99 | 13.84 | | |
| | 24:37.25 (5) | 24:52.32 (4) | 25:07.60 (3) | 25:22.91 (3) | 25:38.23 (3) | 25:53.19 (2) | 26:07.35 (2) | 26:20.48 (1) | 26:34.32 (2) | | | | | | | | | | |

PB



RACE ANALYSIS
10,000 Metres Men - Final

ATHLETE KIFLE (ERI) SPLIT TIMES UPDATED

| 3 Rhonex KIPRUTO | | | | | | | | | | KEN 12 Oct 99 | | | | | | | | | | 26:50.32 | | | | | | | | | | | | | | | | | | | | | | | | | | | | | | | | | | | | | | | | | | | | | | | | | | | | | | | | | | | | | | | | | | | | | | | | | | | | | | | | | | | | | | | | | | | | | | | | | | | | | | | | | | | | | | | | | | | | | | | | | | | | | | | | | | | | | | | | | | | | | | | | | | | | | | | | | | | | | | | | | | | | | | | | | | | | | | | | | | | | | | | | | | | | | |
|------------------|-------|---|-------|---|-------|---|-------|---|-------|---------------|-------|---|-------|---|-------|---|-------|----|-------|----------|-------|----|-------|----|-------|----|-------|----|-------|----|-------|----|-------|----|-------|----|-------|----|-------|----|-------|----|-------|----|-------|----|-------|----|-------|----|-------|----|-------|----|-------|----|-------|----|-------|----|-------|----|-------|----|-------|----|-------|----|-------|----|-------|----|-------|----|-------|----|-------|----|-------|----|-------|----|-------|----|-------|----|-------|----|-------|----|-------|----|-------|----|-------|----|-------|----|-------|----|-------|----|-------|----|-------|----|-------|----|-------|----|-------|----|-------|----|-------|----|-------|----|-------|----|-------|----|-------|----|-------|----|-------|----|-------|----|-------|----|-------|----|-------|----|-------|----|-------|----|-------|----|-------|----|-------|----|-------|----|-------|----|-------|----|-------|----|-------|----|-------|----|-------|----|-------|----|-------|----|-------|----|-------|----|-------|----|-------|----|-------|----|-------|----|-------|----|-------|----|-------|----|-------|----|-------|----|-------|----|-------|----|-------|----|-------|----|-------|----|-------|--|--|--------------|--------------|--------------|--------------|--------------|--------------|--------------|--------------|--------------|--------------|
| 1 | 15.86 | 2 | 16.22 | 3 | 16.45 | 4 | 16.54 | 5 | 16.41 | 6 | 16.66 | 7 | 16.46 | 8 | 16.35 | 9 | 16.53 | 10 | 16.63 | 11 | 16.54 | 12 | 16.26 | 13 | 16.52 | 14 | 16.46 | 15 | 16.34 | 16 | 16.06 | 17 | 16.15 | 18 | 16.48 | 19 | 16.61 | 20 | 16.07 | 21 | 16.14 | 22 | 16.51 | 23 | 16.42 | 24 | 16.58 | 25 | 16.62 | 26 | 15.66 | 27 | 15.11 | 28 | 15.64 | 29 | 15.97 | 30 | 15.98 | 31 | 17.25 | 32 | 16.01 | 33 | 16.26 | 34 | 16.58 | 35 | 16.56 | 36 | 16.57 | 37 | 16.48 | 38 | 16.42 | 39 | 15.94 | 40 | 16.08 | 41 | 16.28 | 42 | 15.88 | 43 | 15.86 | 44 | 16.27 | 45 | 16.12 | 46 | 15.96 | 47 | 16.58 | 48 | 16.51 | 49 | 16.13 | 50 | 15.23 | 51 | 15.66 | 52 | 15.75 | 53 | 16.14 | 54 | 16.54 | 55 | 16.62 | 56 | 16.61 | 57 | 16.39 | 58 | 16.23 | 59 | 16.83 | 60 | 16.65 | 61 | 16.37 | 62 | 15.77 | 63 | 16.05 | 64 | 16.26 | 65 | 16.35 | 66 | 15.94 | 67 | 15.79 | 68 | 16.04 | 69 | 15.77 | 70 | 15.89 | 71 | 16.79 | 72 | 16.16 | 73 | 16.32 | 74 | 16.16 | 75 | 16.62 | 76 | 16.23 | 77 | 16.16 | 78 | 15.80 | 79 | 16.63 | 80 | 16.44 | 81 | 15.94 | 82 | 15.84 | 83 | 16.31 | 84 | 16.25 | 85 | 16.46 | 86 | 16.05 | 87 | 16.12 | 88 | 16.39 | 89 | 15.73 | 90 | 15.82 | 91 | 15.46 | 92 | 15.48 | 93 | 15.33 | 94 | 15.36 | 95 | 15.36 | 96 | 15.13 | 97 | 14.38 | 98 | 13.79 | 99 | 14.37 | | | 21:56.10 (1) | 22:11.94 (1) | 22:28.25 (1) | 22:44.50 (1) | 23:00.96 (1) | 23:17.01 (1) | 23:33.13 (1) | 23:49.52 (2) | 24:05.25 (2) | 24:21.07 (2) |

| 4 Rodgers KWEMOI | | | | | | | | | | KEN 3 Mar 98 | | | | | | | | | | 26:55.36 | | | | | | | | | | | | | | | | | | | | | | | | | | | | | | | | | | | | | | | | | | | | | | | | | | | | | | | | | | | | | | | | | | | | | | | | | | | | | | | | | | | | | | | | | | | | | | | | | | | | | | | | | | | | | | | | | | | | | | | | | | | | | | | | | | | | | | | | | | | | | | | | | | | | | | | | | | | | | | | | | | | | | | | | | | | | | | | | | | | | | | | | | | | | | |
|------------------|-------|---|-------|---|-------|---|-------|---|-------|--------------|-------|---|-------|---|-------|---|-------|----|-------|----------|-------|----|-------|----|-------|----|-------|----|-------|----|-------|----|-------|----|-------|----|-------|----|-------|----|-------|----|-------|----|-------|----|-------|----|-------|----|-------|----|-------|----|-------|----|-------|----|-------|----|-------|----|-------|----|-------|----|-------|----|-------|----|-------|----|-------|----|-------|----|-------|----|-------|----|-------|----|-------|----|-------|----|-------|----|-------|----|-------|----|-------|----|-------|----|-------|----|-------|----|-------|----|-------|----|-------|----|-------|----|-------|----|-------|----|-------|----|-------|----|-------|----|-------|----|-------|----|-------|----|-------|----|-------|----|-------|----|-------|----|-------|----|-------|----|-------|----|-------|----|-------|----|-------|----|-------|----|-------|----|-------|----|-------|----|-------|----|-------|----|-------|----|-------|----|-------|----|-------|----|-------|----|-------|----|-------|----|-------|----|-------|----|-------|----|-------|----|-------|----|-------|----|-------|----|-------|----|-------|----|-------|----|-------|----|-------|----|-------|----|-------|--|--|--------------|--------------|--------------|--------------|--------------|--------------|--------------|--------------|--------------|--------------|
| 1 | 15.64 | 2 | 16.20 | 3 | 16.27 | 4 | 16.29 | 5 | 16.36 | 6 | 17.12 | 7 | 16.79 | 8 | 16.45 | 9 | 16.54 | 10 | 16.60 | 11 | 16.47 | 12 | 16.34 | 13 | 16.50 | 14 | 16.45 | 15 | 16.32 | 16 | 16.13 | 17 | 16.14 | 18 | 16.50 | 19 | 16.50 | 20 | 16.16 | 21 | 16.12 | 22 | 16.49 | 23 | 16.51 | 24 | 16.54 | 25 | 16.56 | 26 | 16.24 | 27 | 15.53 | 28 | 15.81 | 29 | 15.68 | 30 | 15.69 | 31 | 16.44 | 32 | 16.05 | 33 | 16.45 | 34 | 16.57 | 35 | 16.57 | 36 | 16.56 | 37 | 16.49 | 38 | 16.44 | 39 | 16.08 | 40 | 16.03 | 41 | 16.29 | 42 | 15.60 | 43 | 15.92 | 44 | 16.08 | 45 | 16.07 | 46 | 15.97 | 47 | 16.57 | 48 | 16.49 | 49 | 16.25 | 50 | 15.57 | 51 | 15.47 | 52 | 15.69 | 53 | 16.41 | 54 | 16.54 | 55 | 16.59 | 56 | 16.75 | 57 | 16.28 | 58 | 16.19 | 59 | 16.42 | 60 | 16.61 | 61 | 16.38 | 62 | 16.38 | 63 | 16.24 | 64 | 15.99 | 65 | 16.17 | 66 | 15.83 | 67 | 16.03 | 68 | 15.81 | 69 | 15.76 | 70 | 16.07 | 71 | 16.88 | 72 | 16.26 | 73 | 16.41 | 74 | 16.10 | 75 | 16.64 | 76 | 16.05 | 77 | 16.11 | 78 | 15.93 | 79 | 16.76 | 80 | 16.39 | 81 | 16.10 | 82 | 15.79 | 83 | 16.27 | 84 | 16.25 | 85 | 16.34 | 86 | 16.22 | 87 | 16.33 | 88 | 16.20 | 89 | 15.86 | 90 | 15.69 | 91 | 15.76 | 92 | 15.28 | 93 | 15.27 | 94 | 15.39 | 95 | 15.22 | 96 | 15.37 | 97 | 14.98 | 98 | 15.01 | 99 | 15.75 | | | 21:56.67 (3) | 22:12.46 (4) | 22:28.73 (4) | 22:44.98 (4) | 23:01.32 (3) | 23:17.54 (5) | 23:33.87 (5) | 23:50.07 (6) | 24:05.93 (6) | 24:21.62 (5) |

| 5 Andamlak BELIHU | | | | | | | | | | ETH 20 Nov 98 | | | | | | | | | | 26:56.71 | | | | | | | | | | | | | | | | | | | | | | | | | | | | | | | | | | | | | | | | | | | | | | | | | | | | | | | | | | | | | | | | | | | | | | | | | | | | | | | | | | | | | | | | | | | | | | | | | | | | | | | | | | | | | | | | | | | | | | | | | | | | | | | | | | | | | | | | | | | | | | | | | | | | | | | | | | | | | | | | | | | | | | | | | | | | | | | | | | | | | | | | | | | | | |
|-------------------|-------|---|-------|---|-------|---|-------|---|-------|---------------|-------|---|-------|---|-------|---|-------|----|-------|----------|-------|----|-------|----|-------|----|-------|----|-------|----|-------|----|-------|----|-------|----|-------|----|-------|----|-------|----|-------|----|-------|----|-------|----|-------|----|-------|----|-------|----|-------|----|-------|----|-------|----|-------|----|-------|----|-------|----|-------|----|-------|----|-------|----|-------|----|-------|----|-------|----|-------|----|-------|----|-------|----|-------|----|-------|----|-------|----|-------|----|-------|----|-------|----|-------|----|-------|----|-------|----|-------|----|-------|----|-------|----|-------|----|-------|----|-------|----|-------|----|-------|----|-------|----|-------|----|-------|----|-------|----|-------|----|-------|----|-------|----|-------|----|-------|----|-------|----|-------|----|-------|----|-------|----|-------|----|-------|----|-------|----|-------|----|-------|----|-------|----|-------|----|-------|----|-------|----|-------|----|-------|----|-------|----|-------|----|-------|----|-------|----|-------|----|-------|----|-------|----|-------|----|-------|----|-------|----|-------|----|-------|----|-------|----|-------|----|-------|----|-------|--|--|--------------|--------------|--------------|--------------|--------------|--------------|--------------|--------------|--------------|--------------|
| 1 | 17.12 | 2 | 15.32 | 3 | 16.13 | 4 | 16.34 | 5 | 16.61 | 6 | 16.73 | 7 | 16.62 | 8 | 16.41 | 9 | 16.52 | 10 | 16.62 | 11 | 16.53 | 12 | 16.30 | 13 | 16.49 | 14 | 16.46 | 15 | 16.34 | 16 | 16.06 | 17 | 16.16 | 18 | 16.49 | 19 | 16.56 | 20 | 16.13 | 21 | 16.12 | 22 | 16.49 | 23 | 16.46 | 24 | 16.56 | 25 | 16.57 | 26 | 16.07 | 27 | 15.31 | 28 | 15.79 | 29 | 16.07 | 30 | 15.32 | 31 | 16.96 | 32 | 16.27 | 33 | 16.12 | 34 | 16.53 | 35 | 16.58 | 36 | 16.55 | 37 | 16.52 | 38 | 16.42 | 39 | 16.39 | 40 | 16.12 | 41 | 16.44 | 42 | 15.42 | 43 | 15.82 | 44 | 16.11 | 45 | 16.46 | 46 | 15.69 | 47 | 16.72 | 48 | 16.54 | 49 | 16.32 | 50 | 15.24 | 51 | 15.66 | 52 | 15.60 | 53 | 16.36 | 54 | 16.78 | 55 | 16.59 | 56 | 16.38 | 57 | 16.25 | 58 | 16.14 | 59 | 16.50 | 60 | 16.56 | 61 | 16.45 | 62 | 16.11 | 63 | 16.24 | 64 | 16.07 | 65 | 16.44 | 66 | 15.81 | 67 | 16.08 | 68 | 15.95 | 69 | 15.92 | 70 | 15.81 | 71 | 17.05 | 72 | 16.36 | 73 | 16.40 | 74 | 15.84 | 75 | 16.42 | 76 | 16.18 | 77 | 16.49 | 78 | 15.38 | 79 | 16.52 | 80 | 16.31 | 81 | 16.28 | 82 | 15.54 | 83 | 16.33 | 84 | 16.23 | 85 | 16.38 | 86 | 16.00 | 87 | 16.21 | 88 | 16.15 | 89 | 15.80 | 90 | 15.83 | 91 | 15.49 | 92 | 15.49 | 93 | 15.87 | 94 | 15.37 | 95 | 15.44 | 96 | 15.47 | 97 | 15.35 | 98 | 15.41 | 99 | 15.87 | | | 21:56.85 (4) | 22:12.39 (3) | 22:28.72 (3) | 22:44.95 (3) | 23:01.33 (4) | 23:17.33 (3) | 23:33.54 (3) | 23:49.69 (3) | 24:05.49 (3) | 24:21.32 (3) |



RACE ANALYSIS
10,000 Metres Men - Final

ATHLETE KIFLE (ERI) SPLIT TIMES UPDATED

| 6 Mohammed AHMED | | | | | | | | | | CAN 5 Jan 91 | | | | | | | | | | 26:59.35 | | | | | | | | | | | | | | | | | | | | | | | | | | | | | | | | | | | | | | | | | | | | | | | | | | | | | | | | | | | | | | | | | | | | | | | | | | | | | | | | | | | | | | | | | | | | | | | | | | | | | | | | | | | | | | | | | | | | | | | | | | | | | | | | | | | | | | | | | | | | | | | | | | | | | | | | | | | | | | | | | | | | | | | | | | | | | | | | | | | | | | | | | | | | | | |
|------------------|-------|---|-------|---|-------|---|-------|---|-------|--------------|-------|---|-------|---|-------|---|-------|----|-------|----------|----|-------|----|-------|----|-------|----|-------|----|-------|----|-------|----|-------|----|-------|----|-------|----|-------|----|-------|----|-------|----|-------|----|-------|----|-------|----|-------|----|-------|----|-------|----|-------|----|-------|----|-------|----|-------|----|-------|----|-------|----|-------|----|-------|----|-------|----|-------|----|-------|----|-------|----|-------|----|-------|----|-------|----|-------|----|-------|----|-------|----|-------|----|-------|----|-------|----|-------|----|-------|----|-------|----|-------|----|-------|----|-------|----|-------|----|-------|----|-------|----|-------|----|-------|----|-------|----|-------|----|-------|----|-------|----|-------|----|-------|----|-------|----|-------|----|-------|----|-------|----|-------|----|-------|----|-------|----|-------|----|-------|----|-------|----|-------|----|-------|----|-------|----|-------|----|-------|----|-------|----|-------|----|-------|----|-------|----|-------|----|-------|----|-------|----|-------|----|-------|----|-------|----|-------|----|-------|----|-------|----|-------|----|-------|----|-------|----|-------|----|-------|--|--|--------------|--------------|--------------|--------------|--------------|--------------|--------------|--------------|--------------|--|
| 1 | 15.87 | 2 | 16.37 | 3 | 16.38 | 4 | 16.51 | 5 | 16.58 | 6 | 16.77 | 7 | 16.80 | 8 | 16.45 | 9 | 16.48 | 10 | 16.60 | NR | 11 | 16.46 | 12 | 16.39 | 13 | 16.44 | 14 | 16.54 | 15 | 16.29 | 16 | 16.07 | 17 | 16.14 | 18 | 16.48 | 19 | 16.56 | 20 | 16.17 | 21 | 16.13 | 22 | 16.49 | 23 | 16.45 | 24 | 16.51 | 25 | 16.57 | 26 | 16.36 | 27 | 15.55 | 28 | 15.82 | 29 | 15.68 | 30 | 15.34 | 31 | 16.43 | 32 | 15.96 | 33 | 16.43 | 34 | 16.63 | 35 | 16.54 | 36 | 16.60 | 37 | 16.53 | 38 | 16.46 | 39 | 16.37 | 40 | 16.14 | 41 | 16.51 | 42 | 15.91 | 43 | 15.96 | 44 | 15.73 | 45 | 16.60 | 46 | 15.80 | 47 | 16.48 | 48 | 16.51 | 49 | 16.37 | 50 | 15.34 | 51 | 15.66 | 52 | 15.48 | 53 | 16.04 | 54 | 16.80 | 55 | 16.45 | 56 | 16.63 | 57 | 16.39 | 58 | 16.06 | 59 | 16.64 | 60 | 16.49 | 61 | 16.47 | 62 | 16.09 | 63 | 16.32 | 64 | 16.03 | 65 | 16.45 | 66 | 15.75 | 67 | 16.14 | 68 | 15.93 | 69 | 15.89 | 70 | 15.10 | 71 | 16.66 | 72 | 16.31 | 73 | 16.33 | 74 | 15.83 | 75 | 16.61 | 76 | 16.02 | 77 | 16.42 | 78 | 16.23 | 79 | 16.69 | 80 | 16.44 | 81 | 16.58 | 82 | 15.95 | 83 | 15.89 | 84 | 16.37 | 85 | 16.25 | 86 | 16.08 | 87 | 16.27 | 88 | 15.62 | 89 | 15.79 | 90 | 15.80 | 91 | 15.50 | 92 | 15.50 | 93 | 15.91 | 94 | 15.74 | 95 | 16.01 | 96 | 16.30 | 97 | 15.92 | 98 | 16.11 | 99 | 15.40 | | | 24:37.00 (4) | 24:52.50 (5) | 25:08.41 (6) | 25:24.15 (6) | 25:40.16 (6) | 25:56.46 (6) | 26:12.38 (6) | 26:28.49 (6) | 26:43.89 (6) | |

| 7 Lopez LOMONG | | | | | | | | | | USA 1 Jan 85 | | | | | | | | | | 27:04.72 | | | | | | | | | | | | | | | | | | | | | | | | | | | | | | | | | | | | | | | | | | | | | | | | | | | | | | | | | | | | | | | | | | | | | | | | | | | | | | | | | | | | | | | | | | | | | | | | | | | | | | | | | | | | | | | | | | | | | | | | | | | | | | | | | | | | | | | | | | | | | | | | | | | | | | | | | | | | | | | | | | | | | | | | | | | | | | | | | | | | | | | | | | | | | | |
|----------------|-------|---|-------|---|-------|---|-------|---|-------|--------------|-------|---|-------|---|-------|---|-------|----|-------|----------|----|-------|----|-------|----|-------|----|-------|----|-------|----|-------|----|-------|----|-------|----|-------|----|-------|----|-------|----|-------|----|-------|----|-------|----|-------|----|-------|----|-------|----|-------|----|-------|----|-------|----|-------|----|-------|----|-------|----|-------|----|-------|----|-------|----|-------|----|-------|----|-------|----|-------|----|-------|----|-------|----|-------|----|-------|----|-------|----|-------|----|-------|----|-------|----|-------|----|-------|----|-------|----|-------|----|-------|----|-------|----|-------|----|-------|----|-------|----|-------|----|-------|----|-------|----|-------|----|-------|----|-------|----|-------|----|-------|----|-------|----|-------|----|-------|----|-------|----|-------|----|-------|----|-------|----|-------|----|-------|----|-------|----|-------|----|-------|----|-------|----|-------|----|-------|----|-------|----|-------|----|-------|----|-------|----|-------|----|-------|----|-------|----|-------|----|-------|----|-------|----|-------|----|-------|----|-------|----|-------|----|-------|----|-------|----|-------|----|-------|----|-------|--|--|--------------|--------------|--------------|--------------|--------------|--------------|--------------|--------------|--------------|--|
| 1 | 16.00 | 2 | 16.38 | 3 | 16.44 | 4 | 16.47 | 5 | 16.60 | 6 | 16.77 | 7 | 16.84 | 8 | 16.46 | 9 | 16.47 | 10 | 16.58 | PB | 11 | 16.51 | 12 | 16.34 | 13 | 16.48 | 14 | 16.54 | 15 | 16.30 | 16 | 16.05 | 17 | 16.12 | 18 | 16.49 | 19 | 16.57 | 20 | 16.16 | 21 | 16.10 | 22 | 16.52 | 23 | 16.45 | 24 | 16.50 | 25 | 16.69 | 26 | 16.15 | 27 | 15.60 | 28 | 15.79 | 29 | 15.66 | 30 | 15.28 | 31 | 16.59 | 32 | 15.93 | 33 | 16.38 | 34 | 16.68 | 35 | 16.59 | 36 | 16.62 | 37 | 16.74 | 38 | 16.16 | 39 | 16.42 | 40 | 16.11 | 41 | 16.47 | 42 | 15.83 | 43 | 15.66 | 44 | 15.80 | 45 | 16.49 | 46 | 15.84 | 47 | 16.54 | 48 | 16.50 | 49 | 16.46 | 50 | 15.57 | 51 | 15.84 | 52 | 15.46 | 53 | 15.99 | 54 | 16.73 | 55 | 16.48 | 56 | 16.66 | 57 | 16.38 | 58 | 16.09 | 59 | 16.58 | 60 | 16.46 | 61 | 16.53 | 62 | 16.10 | 63 | 16.31 | 64 | 16.01 | 65 | 16.48 | 66 | 15.79 | 67 | 16.07 | 68 | 15.98 | 69 | 15.85 | 70 | 15.12 | 71 | 16.59 | 72 | 16.39 | 73 | 16.36 | 74 | 15.87 | 75 | 16.47 | 76 | 16.07 | 77 | 16.43 | 78 | 16.21 | 79 | 16.72 | 80 | 16.45 | 81 | 16.55 | 82 | 15.96 | 83 | 15.87 | 84 | 16.38 | 85 | 16.27 | 86 | 16.09 | 87 | 16.26 | 88 | 15.98 | 89 | 16.04 | 90 | 16.17 | 91 | 16.26 | 92 | 16.36 | 93 | 16.61 | 94 | 16.50 | 95 | 16.49 | 96 | 16.16 | 97 | 16.00 | 98 | 16.03 | 99 | 15.83 | | | 24:38.99 (8) | 24:55.35 (7) | 25:11.96 (7) | 25:28.46 (7) | 25:44.95 (7) | 26:01.11 (7) | 26:17.11 (7) | 26:33.14 (7) | 26:48.97 (7) | |

| 8 Yemaneberhan CRIPPA | | | | | | | | | | ITA 15 Oct 96 | | | | | | | | | | 27:10.76 | | | | | | | | | | | | | | | | | | | | | | | | | | | | | | | | | | | | | | | | | | | | | | | | | | | | | | | | | | | | | | | | | | | | | | | | | | | | | | | | | | | | | | | | | | | | | | | | | | | | | | | | | | | | | | | | | | | | | | | | | | | | | | | | | | | | | | | | | | | | | | | | | | | | | | | | | | | | | | | | | | | | | | | | | | | | | | | | | | | | | | | | | | | | | | |
|-----------------------|-------|---|-------|---|-------|---|-------|---|-------|---------------|-------|---|-------|---|-------|---|-------|----|-------|----------|----|-------|----|-------|----|-------|----|-------|----|-------|----|-------|----|-------|----|-------|----|-------|----|-------|----|-------|----|-------|----|-------|----|-------|----|-------|----|-------|----|-------|----|-------|----|-------|----|-------|----|-------|----|-------|----|-------|----|-------|----|-------|----|-------|----|-------|----|-------|----|-------|----|-------|----|-------|----|-------|----|-------|----|-------|----|-------|----|-------|----|-------|----|-------|----|-------|----|-------|----|-------|----|-------|----|-------|----|-------|----|-------|----|-------|----|-------|----|-------|----|-------|----|-------|----|-------|----|-------|----|-------|----|-------|----|-------|----|-------|----|-------|----|-------|----|-------|----|-------|----|-------|----|-------|----|-------|----|-------|----|-------|----|-------|----|-------|----|-------|----|-------|----|-------|----|-------|----|-------|----|-------|----|-------|----|-------|----|-------|----|-------|----|-------|----|-------|----|-------|----|-------|----|-------|----|-------|----|-------|----|-------|----|-------|----|-------|----|-------|----|-------|--|--|--------------|--------------|--------------|--------------|--------------|--------------|--------------|--------------|--------------|--|
| 1 | 17.16 | 2 | 16.54 | 3 | 16.76 | 4 | 16.10 | 5 | 16.53 | 6 | 16.63 | 7 | 16.98 | 8 | 16.21 | 9 | 16.33 | 10 | 16.59 | NR | 11 | 16.66 | 12 | 16.56 | 13 | 16.65 | 14 | 16.38 | 15 | 16.23 | 16 | 16.01 | 17 | 16.17 | 18 | 16.28 | 19 | 16.57 | 20 | 16.31 | 21 | 16.46 | 22 | 16.41 | 23 | 16.52 | 24 | 16.18 | 25 | 16.84 | 26 | 16.34 | 27 | 15.69 | 28 | 15.00 | 29 | 16.23 | 30 | 15.14 | 31 | 15.87 | 32 | 16.38 | 33 | 16.47 | 34 | 16.46 | 35 | 16.66 | 36 | 16.37 | 37 | 16.67 | 38 | 16.19 | 39 | 16.54 | 40 | 15.96 | 41 | 16.69 | 42 | 15.77 | 43 | 15.92 | 44 | 15.87 | 45 | 16.65 | 46 | 15.63 | 47 | 16.30 | 48 | 16.54 | 49 | 16.52 | 50 | 15.58 | 51 | 15.58 | 52 | 15.57 | 53 | 15.92 | 54 | 16.64 | 55 | 16.53 | 56 | 16.58 | 57 | 16.39 | 58 | 16.09 | 59 | 16.50 | 60 | 16.49 | 61 | 16.63 | 62 | 16.06 | 63 | 16.28 | 64 | 16.21 | 65 | 16.35 | 66 | 15.92 | 67 | 16.12 | 68 | 16.18 | 69 | 15.97 | 70 | 16.01 | 71 | 16.45 | 72 | 16.65 | 73 | 16.58 | 74 | 16.09 | 75 | 17.19 | 76 | 16.73 | 77 | 17.29 | 78 | 17.29 | 79 | 17.21 | 80 | 16.25 | 81 | 16.24 | 82 | 16.44 | 83 | 16.71 | 84 | 16.47 | 85 | 16.56 | 86 | 16.75 | 87 | 16.73 | 88 | 16.79 | 89 | 16.66 | 90 | 16.71 | 91 | 16.56 | 92 | 16.63 | 93 | 16.48 | 94 | 16.21 | 95 | 16.48 | 96 | 15.63 | 97 | 15.28 | 98 | 15.36 | 99 | 14.86 | | | 24:49.87 (9) | 25:06.50 (9) | 25:22.98 (9) | 25:39.19 (9) | 25:55.67 (9) | 26:11.30 (9) | 26:26.58 (9) | 26:41.94 (9) | 26:56.80 (9) | |



RACE ANALYSIS
10,000 Metres Men - Final

ATHLETE KIFLE (ERI) SPLIT TIMES UPDATED

| 9 Hagos GEBRHIWET | | | | | | | | | | ETH 11 May 94 | | | | | | | | | | 27:11.37 | | | | | | | | | | | | | | | | | | | | | | | | | | | | | | | | | | | | | | | | | | | | | | | | | | | | | | | | | | | | | | | | | | | | | | | | | | | | | | | | | | | | | | | | | | | | | | | | | | | | | | | | | | | | | | | | | | | | | | | | | | | | | | | | | | | | | | | | | | | | | | | | | | | | | | | | | | | | | | | | | | | | | | | | | | | | | | | | | | | | | | | | | | | | | |
|-------------------|-------|---|-------|---|-------|---|-------|---|-------|---------------|-------|---|-------|---|-------|---|-------|----|-------|----------|-------|----|-------|----|-------|----|-------|----|-------|----|-------|----|-------|----|-------|----|-------|----|-------|----|-------|----|-------|----|-------|----|-------|----|-------|----|-------|----|-------|----|-------|----|-------|----|-------|----|-------|----|-------|----|-------|----|-------|----|-------|----|-------|----|-------|----|-------|----|-------|----|-------|----|-------|----|-------|----|-------|----|-------|----|-------|----|-------|----|-------|----|-------|----|-------|----|-------|----|-------|----|-------|----|-------|----|-------|----|-------|----|-------|----|-------|----|-------|----|-------|----|-------|----|-------|----|-------|----|-------|----|-------|----|-------|----|-------|----|-------|----|-------|----|-------|----|-------|----|-------|----|-------|----|-------|----|-------|----|-------|----|-------|----|-------|----|-------|----|-------|----|-------|----|-------|----|-------|----|-------|----|-------|----|-------|----|-------|----|-------|----|-------|----|-------|----|-------|----|-------|----|-------|----|-------|----|-------|----|-------|----|-------|----|-------|----|-------|----|-------|--|--|--------------|--------------|--------------|--------------|--------------|--------------|--------------|--------------|--------------|--|
| 1 | 16.56 | 2 | 16.22 | 3 | 16.56 | 4 | 16.03 | 5 | 16.47 | 6 | 16.62 | 7 | 16.60 | 8 | 16.42 | 9 | 16.50 | 10 | 16.63 | 11 | 16.43 | 12 | 16.35 | 13 | 16.48 | 14 | 16.52 | 15 | 16.29 | 16 | 16.05 | 17 | 16.12 | 18 | 16.53 | 19 | 16.52 | 20 | 16.18 | 21 | 16.09 | 22 | 16.56 | 23 | 16.41 | 24 | 16.56 | 25 | 16.53 | 26 | 16.22 | 27 | 15.52 | 28 | 15.82 | 29 | 15.64 | 30 | 15.02 | 31 | 17.02 | 32 | 16.62 | 33 | 16.34 | 34 | 16.38 | 35 | 16.57 | 36 | 16.60 | 37 | 16.63 | 38 | 16.40 | 39 | 16.43 | 40 | 15.63 | 41 | 16.42 | 42 | 15.91 | 43 | 15.90 | 44 | 15.85 | 45 | 16.47 | 46 | 15.72 | 47 | 16.60 | 48 | 16.52 | 49 | 16.45 | 50 | 15.21 | 51 | 15.68 | 52 | 15.16 | 53 | 16.27 | 54 | 16.54 | 55 | 16.57 | 56 | 16.74 | 57 | 16.26 | 58 | 16.19 | 59 | 16.68 | 60 | 16.65 | 61 | 16.40 | 62 | 16.11 | 63 | 16.26 | 64 | 16.02 | 65 | 16.50 | 66 | 15.80 | 67 | 16.14 | 68 | 15.69 | 69 | 15.78 | 70 | 15.89 | 71 | 17.01 | 72 | 16.37 | 73 | 16.33 | 74 | 15.87 | 75 | 16.48 | 76 | 16.09 | 77 | 16.39 | 78 | 16.26 | 79 | 16.58 | 80 | 16.26 | 81 | 16.17 | 82 | 15.59 | 83 | 16.25 | 84 | 16.36 | 85 | 16.27 | 86 | 16.03 | 87 | 16.32 | 88 | 16.22 | 89 | 15.99 | 90 | 16.17 | 91 | 16.33 | 92 | 17.21 | 93 | 17.38 | 94 | 16.88 | 95 | 17.11 | 96 | 17.07 | 97 | 17.25 | 98 | 17.59 | 99 | 16.55 | | | 24:38.79 (7) | 24:56.00 (8) | 25:13.38 (8) | 25:30.26 (8) | 25:47.37 (8) | 26:04.44 (8) | 26:21.69 (8) | 26:39.28 (8) | 26:55.83 (8) | |

| 10 Shadrack KIPCHIRCHIR | | | | | | | | | | USA 22 Feb 89 | | | | | | | | | | 27:24.74 | | | | | | | | | | | | | | | | | | | | | | | | | | | | | | | | | | | | | | | | | | | | | | | | | | | | | | | | | | | | | | | | | | | | | | | | | | | | | | | | | | | | | | | | | | | | | | | | | | | | | | | | | | | | | | | | | | | | | | | | | | | | | | | | | | | | | | | | | | | | | | | | | | | | | | | | | | | | | | | | | | | | | | | | | | | | | | | | | | | | | | | | | | | | | |
|-------------------------|-------|---|-------|---|-------|---|-------|---|-------|---------------|-------|---|-------|---|-------|---|-------|----|-------|----------|-------|----|-------|----|-------|----|-------|----|-------|----|-------|----|-------|----|-------|----|-------|----|-------|----|-------|----|-------|----|-------|----|-------|----|-------|----|-------|----|-------|----|-------|----|-------|----|-------|----|-------|----|-------|----|-------|----|-------|----|-------|----|-------|----|-------|----|-------|----|-------|----|-------|----|-------|----|-------|----|-------|----|-------|----|-------|----|-------|----|-------|----|-------|----|-------|----|-------|----|-------|----|-------|----|-------|----|-------|----|-------|----|-------|----|-------|----|-------|----|-------|----|-------|----|-------|----|-------|----|-------|----|-------|----|-------|----|-------|----|-------|----|-------|----|-------|----|-------|----|-------|----|-------|----|-------|----|-------|----|-------|----|-------|----|-------|----|-------|----|-------|----|-------|----|-------|----|-------|----|-------|----|-------|----|-------|----|-------|----|-------|----|-------|----|-------|----|-------|----|-------|----|-------|----|-------|----|-------|----|-------|----|-------|----|-------|----|-------|----|-------|--|--|---------------|---------------|---------------|---------------|---------------|---------------|---------------|---------------|---------------|--|
| 1 | 16.98 | 2 | 15.81 | 3 | 16.39 | 4 | 16.80 | 5 | 16.58 | 6 | 16.79 | 7 | 16.88 | 8 | 15.74 | 9 | 16.09 | 10 | 17.01 | 11 | 16.73 | 12 | 16.46 | 13 | 16.49 | 14 | 16.63 | 15 | 16.26 | 16 | 16.11 | 17 | 16.08 | 18 | 16.49 | 19 | 16.60 | 20 | 16.25 | 21 | 16.53 | 22 | 15.95 | 23 | 16.53 | 24 | 16.39 | 25 | 16.71 | 26 | 16.02 | 27 | 15.50 | 28 | 15.82 | 29 | 15.68 | 30 | 15.35 | 31 | 16.46 | 32 | 16.36 | 33 | 16.39 | 34 | 16.57 | 35 | 16.64 | 36 | 16.29 | 37 | 16.74 | 38 | 16.12 | 39 | 16.47 | 40 | 16.08 | 41 | 16.47 | 42 | 15.79 | 43 | 15.87 | 44 | 15.81 | 45 | 16.56 | 46 | 15.81 | 47 | 16.52 | 48 | 16.56 | 49 | 16.53 | 50 | 15.55 | 51 | 15.55 | 52 | 15.54 | 53 | 15.95 | 54 | 16.69 | 55 | 16.48 | 56 | 16.65 | 57 | 16.37 | 58 | 16.09 | 59 | 16.54 | 60 | 16.46 | 61 | 16.62 | 62 | 16.07 | 63 | 16.28 | 64 | 16.02 | 65 | 16.51 | 66 | 15.80 | 67 | 16.21 | 68 | 15.84 | 69 | 15.81 | 70 | 15.55 | 71 | 16.68 | 72 | 16.60 | 73 | 16.52 | 74 | 16.93 | 75 | 17.27 | 76 | 17.13 | 77 | 17.30 | 78 | 17.33 | 79 | 17.21 | 80 | 16.89 | 81 | 16.82 | 82 | 17.05 | 83 | 17.25 | 84 | 17.26 | 85 | 17.29 | 86 | 17.45 | 87 | 16.87 | 88 | 17.51 | 89 | 17.38 | 90 | 17.49 | 91 | 17.14 | 92 | 17.24 | 93 | 17.47 | 94 | 17.43 | 95 | 16.62 | 96 | 16.32 | 97 | 15.63 | 98 | 15.99 | 99 | 15.29 | | | 24:57.64 (10) | 25:14.88 (11) | 25:32.35 (11) | 25:49.78 (11) | 26:06.40 (10) | 26:22.72 (10) | 26:38.35 (10) | 26:54.34 (10) | 27:09.63 (10) | |

| 11 Alex KORIO | | | | | | | | | | KEN 20 Dec 90 | | | | | | | | | | 27:28.74 | | | | | | | | | | | | | | | | | | | | | | | | | | | | | | | | | | | | | | | | | | | | | | | | | | | | | | | | | | | | | | | | | | | | | | | | | | | | | | | | | | | | | | | | | | | | | | | | | | | | | | | | | | | | | | | | | | | | | | | | | | | | | | | | | | | | | | | | | | | | | | | | | | | | | | | | | | | | | | | | | | | | | | | | | | | | | | | | | | | | | | | | | | | | | |
|---------------|-------|---|-------|---|-------|---|-------|---|-------|---------------|-------|---|-------|---|-------|---|-------|----|-------|----------|-------|----|-------|----|-------|----|-------|----|-------|----|-------|----|-------|----|-------|----|-------|----|-------|----|-------|----|-------|----|-------|----|-------|----|-------|----|-------|----|-------|----|-------|----|-------|----|-------|----|-------|----|-------|----|-------|----|-------|----|-------|----|-------|----|-------|----|-------|----|-------|----|-------|----|-------|----|-------|----|-------|----|-------|----|-------|----|-------|----|-------|----|-------|----|-------|----|-------|----|-------|----|-------|----|-------|----|-------|----|-------|----|-------|----|-------|----|-------|----|-------|----|-------|----|-------|----|-------|----|-------|----|-------|----|-------|----|-------|----|-------|----|-------|----|-------|----|-------|----|-------|----|-------|----|-------|----|-------|----|-------|----|-------|----|-------|----|-------|----|-------|----|-------|----|-------|----|-------|----|-------|----|-------|----|-------|----|-------|----|-------|----|-------|----|-------|----|-------|----|-------|----|-------|----|-------|----|-------|----|-------|----|-------|----|-------|----|-------|----|-------|--|--|---------------|---------------|---------------|---------------|---------------|---------------|---------------|---------------|---------------|--|
| 1 | 16.24 | 2 | 16.31 | 3 | 16.39 | 4 | 16.60 | 5 | 16.55 | 6 | 16.54 | 7 | 16.78 | 8 | 16.46 | 9 | 16.46 | 10 | 16.36 | 11 | 16.50 | 12 | 16.33 | 13 | 16.46 | 14 | 16.47 | 15 | 16.35 | 16 | 16.05 | 17 | 16.12 | 18 | 16.49 | 19 | 16.57 | 20 | 16.19 | 21 | 16.06 | 22 | 16.51 | 23 | 16.46 | 24 | 16.55 | 25 | 16.55 | 26 | 16.25 | 27 | 15.60 | 28 | 15.84 | 29 | 15.68 | 30 | 15.67 | 31 | 16.26 | 32 | 16.20 | 33 | 16.45 | 34 | 16.63 | 35 | 16.91 | 36 | 16.06 | 37 | 16.56 | 38 | 16.35 | 39 | 16.38 | 40 | 16.09 | 41 | 16.27 | 42 | 15.97 | 43 | 16.05 | 44 | 15.90 | 45 | 16.41 | 46 | 15.96 | 47 | 16.53 | 48 | 16.46 | 49 | 16.52 | 50 | 15.67 | 51 | 15.62 | 52 | 15.55 | 53 | 15.86 | 54 | 16.35 | 55 | 16.70 | 56 | 16.52 | 57 | 16.32 | 58 | 16.13 | 59 | 16.53 | 60 | 16.59 | 61 | 16.48 | 62 | 16.06 | 63 | 16.33 | 64 | 16.11 | 65 | 16.53 | 66 | 16.02 | 67 | 16.15 | 68 | 16.20 | 69 | 16.08 | 70 | 16.08 | 71 | 16.51 | 72 | 16.65 | 73 | 16.57 | 74 | 16.57 | 75 | 16.69 | 76 | 16.93 | 77 | 17.30 | 78 | 17.33 | 79 | 17.22 | 80 | 16.87 | 81 | 16.83 | 82 | 17.07 | 83 | 17.25 | 84 | 17.25 | 85 | 17.30 | 86 | 17.44 | 87 | 17.35 | 88 | 17.01 | 89 | 17.44 | 90 | 17.47 | 91 | 17.47 | 92 | 16.94 | 93 | 17.45 | 94 | 17.49 | 95 | 17.08 | 96 | 16.58 | 97 | 16.21 | 98 | 16.41 | 99 | 16.32 | | | 24:57.75 (11) | 25:14.69 (10) | 25:32.14 (10) | 25:49.63 (10) | 26:06.71 (11) | 26:23.29 (11) | 26:39.50 (11) | 26:55.91 (11) | 27:12.23 (11) | |



RACE ANALYSIS
10,000 Metres Men - Final

ATHLETE KIFLE (ERI) SPLIT TIMES UPDATED

| 12 Sondre Nordstad MOEN NOR | | | | | | | | | | 12 Jan 91 | | | | | | | | | | 28:02.18 | | | | | | | | | | | | | | | | | | | | | | | | | | | | | | | | | | | | | | | | | | | | | | | | | | | | | | | | | | | | | | | | | | | | | | | | | | | | | | | | | | | | | | | | | | | | | | | | | | | | | | | | | | | | | | | | | | | | | | | | | | | | | | | | | | | | | | | | | | | | | | | | | | | | | | | | | | | | | | | | | | | | | | | | | | | | | | | | | | | | | | | | | | | | | | | | | | | | | | | | | | | | | | | | | | | | | | | | | | | | | | | | | | | | | | | | | | | | | | | | | | | | | | | | | | | | | | | | | | | | | | | | | | | | | | | | | | | | | | | | | | | | | | | | | | | | | | | | | | | | | | | | | | | | | | | | | | | | | | | | | | | | | | | | | | | | | | | | | | | | | | | | | | | | | | | | | | | | | | | |
|-----------------------------|-------|---|-------|---|-------|---|-------|---|-------|-----------|-------|---|-------|---|-------|---|-------|----|-------|----------|-------|----|-------|----|-------|----|-------|----|-------|----|-------|----|-------|----|-------|----|-------|----|-------|----|-------|----|-------|----|-------|----|-------|----|-------|----|-------|----|-------|----|-------|----|-------|----|-------|----|-------|----|-------|----|-------|----|-------|----|-------|----|-------|----|-------|----|-------|----|-------|----|-------|----|-------|----|-------|----|-------|----|-------|----|-------|----|-------|----|-------|----|-------|----|-------|----|-------|----|-------|----|-------|----|-------|----|-------|----|-------|----|-------|----|-------|----|-------|----|-------|----|-------|----|-------|----|-------|----|-------|----|-------|----|-------|----|-------|----|-------|----|-------|----|-------|----|-------|----|-------|----|-------|----|-------|----|-------|----|-------|----|-------|----|-------|----|-------|----|-------|----|-------|----|-------|----|-------|----|-------|----|-------|----|-------|----|-------|----|-------|----|-------|----|-------|----|-------|----|-------|----|-------|----|-------|----|-------|----|-------|----|-------|----|-------|----|-------|----|-------|--|--|----|-------|----|-------|----|-------|----|-------|----|-------|----|-------|----|-------|----|-------|----|-------|----|-------|----|-------|----|-------|----|-------|----|-------|----|-------|----|-------|----|-------|----|-------|----|-------|----|-------|----|-------|----|-------|----|-------|----|-------|----|-------|----|-------|----|-------|----|-------|----|-------|----|-------|----|-------|----|-------|----|-------|----|-------|----|-------|----|-------|----|-------|----|-------|----|-------|----|-------|----|-------|----|-------|----|-------|----|-------|----|-------|----|-------|----|-------|----|-------|----|-------|----|-------|----|-------|----|-------|----|-------|----|-------|----|-------|----|-------|----|-------|----|-------|----|-------|----|-------|----|-------|----|-------|----|-------|----|-------|----|-------|----|-------|----|-------|----|-------|----|-------|----|-------|----|-------|----|-------|----|-------|----|-------|----|-------|----|-------|----|-------|----|-------|----|-------|--|--|---------------|---------------|---------------|---------------|---------------|---------------|---------------|---------------|---------------|--|--|--|--|--|--|--|--|--|--|--|
| 1 | 16.06 | 2 | 16.46 | 3 | 16.47 | 4 | 16.50 | 5 | 16.63 | 6 | 16.73 | 7 | 16.89 | 8 | 16.49 | 9 | 16.42 | 10 | 16.59 | 11 | 16.53 | 12 | 16.35 | 13 | 16.47 | 14 | 16.52 | 15 | 16.29 | 16 | 16.07 | 17 | 16.14 | 18 | 16.45 | 19 | 16.59 | 20 | 16.22 | 21 | 16.07 | 22 | 16.48 | 23 | 16.50 | 24 | 16.41 | 25 | 16.72 | 26 | 16.52 | 27 | 15.91 | 28 | 15.89 | 29 | 16.17 | 30 | 15.96 | 31 | 15.81 | 32 | 16.11 | 33 | 16.40 | 34 | 16.44 | 35 | 16.58 | 36 | 16.36 | 37 | 16.66 | 38 | 16.38 | 39 | 16.49 | 40 | 16.36 | 41 | 16.35 | 42 | 16.78 | 43 | 16.66 | 44 | 17.14 | 45 | 16.61 | 46 | 16.81 | 47 | 16.89 | 48 | 16.81 | 49 | 16.77 | 50 | 16.78 | 51 | 16.83 | 52 | 17.16 | 53 | 17.13 | 54 | 17.08 | 55 | 17.17 | 56 | 17.29 | 57 | 17.55 | 58 | 17.36 | 59 | 17.41 | 60 | 17.27 | 61 | 17.25 | 62 | 17.29 | 63 | 17.33 | 64 | 17.16 | 65 | 17.27 | 66 | 17.38 | 67 | 17.29 | 68 | 17.12 | 69 | 17.14 | 70 | 17.28 | 71 | 17.20 | 72 | 17.43 | 73 | 17.72 | 74 | 17.37 | 75 | 17.43 | 76 | 17.37 | 77 | 17.47 | 78 | 17.70 | 79 | 17.54 | 80 | 17.33 | 81 | 17.44 | 82 | 16.88 | 83 | 17.21 | 84 | 17.14 | 85 | 17.39 | 86 | 17.36 | 87 | 17.43 | 88 | 17.60 | 89 | 17.22 | 90 | 16.96 | 91 | 17.10 | 92 | 17.11 | 93 | 17.04 | 94 | 16.92 | 95 | 17.13 | 96 | 16.68 | 97 | 16.74 | 98 | 16.33 | 99 | 16.28 | | | 21 | 16.07 | 22 | 16.48 | 23 | 16.50 | 24 | 16.41 | 25 | 16.72 | 26 | 16.52 | 27 | 15.91 | 28 | 15.89 | 29 | 16.17 | 30 | 15.96 | 31 | 15.81 | 32 | 16.11 | 33 | 16.40 | 34 | 16.44 | 35 | 16.58 | 36 | 16.36 | 37 | 16.66 | 38 | 16.38 | 39 | 16.49 | 40 | 16.36 | 41 | 16.35 | 42 | 16.78 | 43 | 16.66 | 44 | 17.14 | 45 | 16.61 | 46 | 16.81 | 47 | 16.89 | 48 | 16.81 | 49 | 16.77 | 50 | 16.78 | 51 | 16.83 | 52 | 17.16 | 53 | 17.13 | 54 | 17.08 | 55 | 17.17 | 56 | 17.29 | 57 | 17.55 | 58 | 17.36 | 59 | 17.41 | 60 | 17.27 | 61 | 17.25 | 62 | 17.29 | 63 | 17.33 | 64 | 17.16 | 65 | 17.27 | 66 | 17.38 | 67 | 17.29 | 68 | 17.12 | 69 | 17.14 | 70 | 17.28 | 71 | 17.20 | 72 | 17.43 | 73 | 17.72 | 74 | 17.37 | 75 | 17.43 | 76 | 17.37 | 77 | 17.47 | 78 | 17.70 | 79 | 17.54 | 80 | 17.33 | 81 | 17.44 | 82 | 16.88 | 83 | 17.21 | 84 | 17.14 | 85 | 17.39 | 86 | 17.36 | 87 | 17.43 | 88 | 17.60 | 89 | 17.22 | 90 | 16.96 | 91 | 17.10 | 92 | 17.11 | 93 | 17.04 | 94 | 16.92 | 95 | 17.13 | 96 | 16.68 | 97 | 16.74 | 98 | 16.33 | 99 | 16.28 | | | 25:31.74 (13) | 25:48.85 (13) | 26:05.89 (13) | 26:22.81 (13) | 26:39.94 (13) | 26:56.62 (12) | 27:13.36 (12) | 27:29.69 (12) | 27:45.97 (12) | | | | | | | | | | | |

| 13 Leonard KORIR USA | | | | | | | | | | 10 Dec 86 | | | | | | | | | | 28:05.73 | | | | | | | | | | | | | | | | | | | | | | | | | | | | | | | | | | | | | | | | | | | | | | | | | | | | | | | | | | | | | | | | | | | | | | | | | | | | | | | | | | | | | | | | | | | | | | | | | | | | | | | | | | | | | | | | | | | | | | | | | | | | | | | | | | | | | | | | | | | | | | | | | | | | | | | | | | | | | | | | | | | | | | | | | | | | | | | | | | | | | | | | | | | | | | | | | | | | | | | |
|----------------------|-------|---|-------|---|-------|---|-------|---|-------|-----------|-------|---|-------|---|-------|---|-------|----|-------|----------|-------|----|-------|----|-------|----|-------|----|-------|----|-------|----|-------|----|-------|----|-------|----|-------|----|-------|----|-------|----|-------|----|-------|----|-------|----|-------|----|-------|----|-------|----|-------|----|-------|----|-------|----|-------|----|-------|----|-------|----|-------|----|-------|----|-------|----|-------|----|-------|----|-------|----|-------|----|-------|----|-------|----|-------|----|-------|----|-------|----|-------|----|-------|----|-------|----|-------|----|-------|----|-------|----|-------|----|-------|----|-------|----|-------|----|-------|----|-------|----|-------|----|-------|----|-------|----|-------|----|-------|----|-------|----|-------|----|-------|----|-------|----|-------|----|-------|----|-------|----|-------|----|-------|----|-------|----|-------|----|-------|----|-------|----|-------|----|-------|----|-------|----|-------|----|-------|----|-------|----|-------|----|-------|----|-------|----|-------|----|-------|----|-------|----|-------|----|-------|----|-------|----|-------|----|-------|----|-------|----|-------|----|-------|----|-------|----|-------|----|-------|--|--|---------------|---------------|---------------|---------------|---------------|---------------|---------------|---------------|---------------|--|--|--|--|--|--|--|--|--|--|--|
| 1 | 17.45 | 2 | 16.47 | 3 | 16.90 | 4 | 16.37 | 5 | 16.52 | 6 | 16.45 | 7 | 17.06 | 8 | 16.28 | 9 | 16.23 | 10 | 16.63 | 11 | 16.64 | 12 | 16.66 | 13 | 16.54 | 14 | 16.55 | 15 | 16.11 | 16 | 15.92 | 17 | 16.34 | 18 | 16.11 | 19 | 16.65 | 20 | 16.30 | 21 | 16.83 | 22 | 15.93 | 23 | 16.71 | 24 | 16.01 | 25 | 16.92 | 26 | 16.36 | 27 | 15.88 | 28 | 15.96 | 29 | 15.81 | 30 | 15.67 | 31 | 15.65 | 32 | 16.23 | 33 | 16.53 | 34 | 16.20 | 35 | 16.47 | 36 | 16.46 | 37 | 16.60 | 38 | 16.45 | 39 | 16.43 | 40 | 16.38 | 41 | 16.11 | 42 | 15.82 | 43 | 16.36 | 44 | 16.57 | 45 | 16.97 | 46 | 16.83 | 47 | 17.20 | 48 | 17.00 | 49 | 16.91 | 50 | 16.58 | 51 | 16.74 | 52 | 16.80 | 53 | 16.78 | 54 | 16.86 | 55 | 16.76 | 56 | 16.82 | 57 | 16.77 | 58 | 17.24 | 59 | 17.63 | 60 | 17.38 | 61 | 17.38 | 62 | 17.27 | 63 | 17.21 | 64 | 17.27 | 65 | 17.32 | 66 | 17.15 | 67 | 17.37 | 68 | 17.28 | 69 | 17.33 | 70 | 17.51 | 71 | 17.58 | 72 | 17.55 | 73 | 17.84 | 74 | 17.76 | 75 | 17.84 | 76 | 17.81 | 77 | 17.86 | 78 | 17.78 | 79 | 17.55 | 80 | 17.36 | 81 | 17.41 | 82 | 17.39 | 83 | 17.26 | 84 | 17.16 | 85 | 17.44 | 86 | 17.26 | 87 | 17.46 | 88 | 17.08 | 89 | 17.16 | 90 | 16.98 | 91 | 17.07 | 92 | 17.15 | 93 | 16.96 | 94 | 16.88 | 95 | 17.34 | 96 | 17.07 | 97 | 17.11 | 98 | 16.83 | 99 | 17.39 | | | 25:31.48 (12) | 25:48.63 (12) | 26:05.59 (12) | 26:22.47 (12) | 26:39.81 (12) | 26:56.88 (13) | 27:13.99 (13) | 27:30.82 (13) | 27:48.21 (13) | | | | | | | | | | | |

| 14 Soufiane BOUCHIKHI BEL | | | | | | | | | | 22 Mar 90 | | | | | | | | | | 28:15.43 | | | | | | | | | | | | | | | | | | | | | | | | | | | | | | | | | | | | | | | | | | | | | | | | | | | | | | | | | | | | | | | | | | | | | | | | | | | | | | | | | | | | | | | | | | | | | | | | | | | | | | | | | | | | | | | | | | | | | | | | | | | | | | | | | | | | | | | | | | | | | | | | | | | | | | | | | | | | | | | | | | | | | | | | | | | | | | | | | | | | | | | | | | | | | | | | | | | | | | | |
|---------------------------|-------|---|-------|---|-------|---|-------|---|-------|-----------|-------|---|-------|---|-------|---|-------|----|-------|----------|-------|----|-------|----|-------|----|-------|----|-------|----|-------|----|-------|----|-------|----|-------|----|-------|----|-------|----|-------|----|-------|----|-------|----|-------|----|-------|----|-------|----|-------|----|-------|----|-------|----|-------|----|-------|----|-------|----|-------|----|-------|----|-------|----|-------|----|-------|----|-------|----|-------|----|-------|----|-------|----|-------|----|-------|----|-------|----|-------|----|-------|----|-------|----|-------|----|-------|----|-------|----|-------|----|-------|----|-------|----|-------|----|-------|----|-------|----|-------|----|-------|----|-------|----|-------|----|-------|----|-------|----|-------|----|-------|----|-------|----|-------|----|-------|----|-------|----|-------|----|-------|----|-------|----|-------|----|-------|----|-------|----|-------|----|-------|----|-------|----|-------|----|-------|----|-------|----|-------|----|-------|----|-------|----|-------|----|-------|----|-------|----|-------|----|-------|----|-------|----|-------|----|-------|----|-------|----|-------|----|-------|----|-------|----|-------|----|-------|----|-------|--|--|---------------|---------------|---------------|---------------|---------------|---------------|---------------|---------------|---------------|--|--|--|--|--|--|--|--|--|--|--|
| 1 | 16.29 | 2 | 16.46 | 3 | 16.45 | 4 | 16.52 | 5 | 16.60 | 6 | 16.77 | 7 | 16.86 | 8 | 16.50 | 9 | 16.39 | 10 | 16.61 | 11 | 16.52 | 12 | 16.37 | 13 | 16.50 | 14 | 16.75 | 15 | 16.28 | 16 | 16.08 | 17 | 16.09 | 18 | 16.48 | 19 | 16.59 | 20 | 16.30 | 21 | 16.47 | 22 | 16.42 | 23 | 16.54 | 24 | 16.19 | 25 | 16.75 | 26 | 16.41 | 27 | 15.70 | 28 | 15.78 | 29 | 16.12 | 30 | 16.00 | 31 | 15.79 | 32 | 16.10 | 33 | 16.37 | 34 | 16.43 | 35 | 16.57 | 36 | 16.37 | 37 | 16.70 | 38 | 16.35 | 39 | 16.47 | 40 | 16.39 | 41 | 16.35 | 42 | 16.75 | 43 | 16.63 | 44 | 17.17 | 45 | 16.65 | 46 | 16.79 | 47 | 16.86 | 48 | 16.85 | 49 | 16.77 | 50 | 16.76 | 51 | 16.81 | 52 | 17.21 | 53 | 17.13 | 54 | 17.04 | 55 | 17.21 | 56 | 17.19 | 57 | 17.63 | 58 | 17.35 | 59 | 17.43 | 60 | 17.25 | 61 | 17.26 | 62 | 17.28 | 63 | 17.31 | 64 | 17.19 | 65 | 17.26 | 66 | 17.38 | 67 | 17.31 | 68 | 17.09 | 69 | 17.16 | 70 | 17.25 | 71 | 17.22 | 72 | 17.34 | 73 | 17.85 | 74 | 17.35 | 75 | 17.44 | 76 | 17.42 | 77 | 17.45 | 78 | 17.67 | 79 | 17.53 | 80 | 17.42 | 81 | 17.56 | 82 | 17.87 | 83 | 17.90 | 84 | 17.93 | 85 | 18.08 | 86 | 18.02 | 87 | 17.93 | 88 | 18.04 | 89 | 17.59 | 90 | 17.28 | 91 | 17.24 | 92 | 17.75 | 93 | 18.23 | 94 | 18.36 | 95 | 18.10 | 96 | 17.72 | 97 | 17.73 | 98 | 17.35 | 99 | 16.87 | | | 25:37.78 (14) | 25:55.53 (14) | 26:13.76 (14) | 26:32.12 (14) | 26:50.22 (14) | 27:07.94 (14) | 27:25.67 (14) | 27:43.02 (14) | 27:59.89 (14) | | | | | | | | | | | |

| 15 Aron KIFLE ERI | | | | | | | | | | 20 Feb 98 | | | | | | | | | | 28:16.74 | | | | | | | | | | | | | | | | | | |
|-------------------|---------|----|--|----|--|----|--|----|--|-----------|--|----|--|----|--|----|--|--|--|--------------|-------------|--------------|---------------|---------------|---------------|---------------|---------------|---------------|--|--|--|--|--|--|--|--|--|--|
| 10 | 2:45.10 | 20 | | 30 | | 40 | | 50 | | 60 | | 70 | | 80 | | 90 | | | | 2:45.10 (12) | 5:28.44 (9) | 8:09.64 (10) | 10:53.78 (11) | 13:38.12 (12) | 16:32.04 (13) | 19:29.82 (15) | 22:25.55 (15) | 25:20.81 (15) | | | | | | | | | | |



RACE ANALYSIS
10,000 Metres Men - Final

ATHLETE KIFLE (ERI) SPLIT TIMES UPDATED

| 16 Rodrigue KWIZERA | | | | | | | | | | BDI 10 Oct 99 | | | | | | | | | | 28:21.92 | | | | | | | | | | | | | | | | | | | | | | | | | | | | | | | | | | | | | | | | | | | | | | | | | | | | | | | | | | | | | | | | | | | | | | | | | | | | | | | | | | | | | | | | | | | | | | | | | | | | | | | | | | | | | | | | | | | | | | | | | | | | | | | | | | | | | | | | | | | | | | | | | | | | | | | | | | | | | | | | | | | | | | | | | | | | | | | | | | | | | | | | | | | | | | | | | | | | | | | |
|---------------------|-------|---|-------|---|-------|---|-------|---|-------|---------------|-------|---|-------|---|-------|---|-------|----|-------|----------|-------|----|-------|----|-------|----|-------|----|-------|----|-------|----|-------|----|-------|----|-------|----|-------|----|--------------|----|--------------|----|--------------|----|--------------|----|--------------|----|--------------|----|--------------|----|--------------|----|--------------|----|--------------|----|--------------|----|--------------|----|--------------|----|--------------|----|--------------|----|--------------|----|--------------|----|--------------|----|--------------|----|--------------|----|--------------|----|--------------|----|--------------|----|--------------|----|--------------|----|---------------|----|---------------|----|---------------|----|---------------|----|---------------|----|---------------|----|---------------|----|---------------|----|---------------|----|---------------|----|---------------|----|---------------|----|---------------|----|---------------|----|---------------|----|---------------|----|---------------|----|---------------|----|---------------|----|---------------|----|---------------|----|---------------|----|---------------|----|---------------|----|---------------|----|---------------|----|---------------|----|---------------|----|---------------|----|---------------|----|---------------|----|---------------|----|---------------|----|---------------|----|---------------|----|---------------|----|---------------|----|---------------|----|---------------|----|---------------|----|---------------|----|---------------|----|---------------|----|---------------|----|---------------|----|---------------|----|---------------|----|---------------|----|---------------|----|---------------|----|---------------|----|---------------|----|---------------|----|---------------|-----|---------------|-----|---------------|-----|---------------|-----|---------------|-----|---------------|-----|---------------|-----|---------------|-----|---------------|-----|---------------|-----|---------------|-----|---------------|
| 1 | 16.46 | 2 | 17.02 | 3 | 16.97 | 4 | 16.68 | 5 | 16.76 | 6 | 16.34 | 7 | 17.15 | 8 | 16.28 | 9 | 16.41 | 10 | 16.61 | 11 | 16.66 | 12 | 16.82 | 13 | 16.67 | 14 | 16.80 | 15 | 16.50 | 16 | 16.40 | 17 | 16.37 | 18 | 16.23 | 19 | 16.50 | 20 | 16.63 | 21 | 3:03.34 (20) | 22 | 3:20.16 (20) | 23 | 3:36.83 (20) | 24 | 3:53.63 (20) | 25 | 4:10.13 (20) | 26 | 4:26.53 (20) | 27 | 4:42.90 (20) | 28 | 4:59.13 (20) | 29 | 5:15.63 (20) | 30 | 5:32.26 (21) | 31 | 5:49.01 (20) | 32 | 6:05.82 (20) | 33 | 6:22.81 (20) | 34 | 6:39.68 (20) | 35 | 6:56.54 (20) | 36 | 7:13.57 (20) | 37 | 7:30.69 (20) | 38 | 7:47.94 (20) | 39 | 8:05.00 (20) | 40 | 8:22.02 (21) | 41 | 8:38.85 (20) | 42 | 8:55.86 (20) | 43 | 9:13.13 (20) | 44 | 9:30.45 (20) | 45 | 9:47.66 (20) | 46 | 10:04.62 (20) | 47 | 10:21.91 (20) | 48 | 10:39.38 (20) | 49 | 10:56.69 (20) | 50 | 11:13.69 (20) | 51 | 11:31.10 (19) | 52 | 11:48.68 (19) | 53 | 12:05.90 (19) | 54 | 12:23.16 (19) | 55 | 12:40.71 (19) | 56 | 12:58.32 (19) | 57 | 13:15.98 (19) | 58 | 13:33.32 (19) | 59 | 13:50.63 (19) | 60 | 14:07.67 (19) | 61 | 14:24.91 (17) | 62 | 14:41.64 (16) | 63 | 14:58.65 (16) | 64 | 15:15.90 (16) | 65 | 15:33.35 (16) | 66 | 15:50.47 (16) | 67 | 16:07.37 (16) | 68 | 16:24.84 (16) | 69 | 16:41.64 (16) | 70 | 16:58.54 (17) | 71 | 17:16.24 (16) | 72 | 17:33.77 (16) | 73 | 17:50.99 (16) | 74 | 18:07.62 (16) | 75 | 18:24.78 (16) | 76 | 18:42.15 (16) | 77 | 18:59.54 (16) | 78 | 19:16.78 (16) | 79 | 19:34.07 (16) | 80 | 19:51.32 (17) | 81 | 20:08.72 (16) | 82 | 20:25.74 (16) | 83 | 20:43.12 (16) | 84 | 21:00.33 (16) | 85 | 21:17.31 (16) | 86 | 21:34.21 (16) | 87 | 21:50.82 (16) | 88 | 22:07.62 (16) | 89 | 22:24.57 (16) | 90 | 22:41.43 (16) | 91 | 22:58.78 (15) | 92 | 23:16.08 (15) | 93 | 23:33.14 (15) | 94 | 23:50.31 (15) | 95 | 24:07.42 (15) | 96 | 24:24.68 (15) | 97 | 24:42.05 (15) | 98 | 24:59.15 (15) | 99 | 25:16.47 (15) | 100 | 25:33.62 (16) | 101 | 25:50.79 (15) | 102 | 26:07.65 (15) | 103 | 26:24.64 (15) | 104 | 26:41.41 (15) | 105 | 26:57.63 (15) | 106 | 27:14.21 (15) | 107 | 27:31.22 (15) | 108 | 27:48.40 (15) | 109 | 28:05.44 (15) | 110 | 28:21.92 (PB) |

| 17 Abdallah Kibet MANDE | | | | | | | | | | UGA 10 May 95 | | | | | | | | | | 28:31.49 | | | | | | | | | | | | | | | | | | | | | | | | | | | | | | | | | | | | | | | | | | | | | | | | | | | | | | | | | | | | | | | | | | | | | | | | | | | | | | | | | | | | | | | | | | | | | | | | | | | | | | | | | | | | | | | | | | | | | | | | | | | | | | | | | | | | | | | | | | | | | | | | | | | | | | | | | | | | | | | | | | | | | | | | | | | | | | | | | | | | | | | | | | | | | | | | | | | | | | | |
|-------------------------|-------|---|-------|---|-------|---|-------|---|-------|---------------|-------|---|-------|---|-------|---|-------|----|-------|----------|-------|----|-------|----|-------|----|-------|----|-------|----|-------|----|-------|----|-------|----|-------|----|-------|----|-------------|----|-------------|----|-------------|----|-------------|----|-------------|----|-------------|----|-------------|----|-------------|----|-------------|----|-------------|----|-------------|----|-------------|----|-------------|----|-------------|----|-------------|----|-------------|----|-------------|----|--------------|----|--------------|----|--------------|----|--------------|----|--------------|----|--------------|----|--------------|----|--------------|----|--------------|----|---------------|----|---------------|----|---------------|----|---------------|----|---------------|----|---------------|----|---------------|----|---------------|----|---------------|----|---------------|----|---------------|----|---------------|----|---------------|----|---------------|----|---------------|----|---------------|----|---------------|----|---------------|----|---------------|----|---------------|----|---------------|----|---------------|----|---------------|----|---------------|----|---------------|----|---------------|----|---------------|----|---------------|----|---------------|----|---------------|----|---------------|----|---------------|----|---------------|----|---------------|----|---------------|----|---------------|----|---------------|----|---------------|----|---------------|----|---------------|----|---------------|----|---------------|----|---------------|----|---------------|----|---------------|----|---------------|----|---------------|----|---------------|----|---------------|----|---------------|----|---------------|----|---------------|----|---------------|-----|---------------|-----|---------------|-----|---------------|-----|---------------|-----|---------------|-----|---------------|-----|---------------|-----|---------------|-----|---------------|-----|---------------|-----|----------|
| 1 | 15.54 | 2 | 15.77 | 3 | 16.41 | 4 | 16.41 | 5 | 16.30 | 6 | 16.78 | 7 | 16.77 | 8 | 16.49 | 9 | 16.60 | 10 | 16.60 | 11 | 15.53 | 12 | 16.32 | 13 | 16.50 | 14 | 16.34 | 15 | 16.45 | 16 | 16.11 | 17 | 16.19 | 18 | 16.15 | 19 | 16.54 | 20 | 16.14 | 21 | 3:00.20 (1) | 22 | 3:16.52 (1) | 23 | 3:33.02 (1) | 24 | 3:49.36 (1) | 25 | 4:05.81 (1) | 26 | 4:21.92 (1) | 27 | 4:38.11 (1) | 28 | 4:54.56 (1) | 29 | 5:11.10 (1) | 30 | 5:27.24 (1) | 31 | 5:43.43 (1) | 32 | 5:59.90 (1) | 33 | 6:16.31 (1) | 34 | 6:32.91 (1) | 35 | 6:49.43 (1) | 36 | 7:05.85 (2) | 37 | 7:22.24 (7) | 38 | 7:38.84 (11) | 39 | 7:55.13 (11) | 40 | 8:11.57 (15) | 41 | 8:28.05 (16) | 42 | 8:44.71 (16) | 43 | 9:01.24 (16) | 44 | 9:17.88 (16) | 45 | 9:34.67 (16) | 46 | 9:51.76 (16) | 47 | 10:08.65 (16) | 48 | 10:25.50 (16) | 49 | 10:42.41 (16) | 50 | 10:59.56 (17) | 51 | 11:16.53 (16) | 52 | 11:33.68 (16) | 53 | 11:50.79 (16) | 54 | 12:08.09 (16) | 55 | 12:25.23 (16) | 56 | 12:42.34 (16) | 57 | 12:59.58 (16) | 58 | 13:16.83 (16) | 59 | 13:34.15 (16) | 60 | 13:51.50 (16) | 61 | 14:08.92 (15) | 62 | 14:26.58 (15) | 63 | 14:43.84 (15) | 64 | 15:01.21 (15) | 65 | 15:18.45 (15) | 66 | 15:35.74 (15) | 67 | 15:52.88 (15) | 68 | 16:10.28 (15) | 69 | 16:27.54 (15) | 70 | 16:44.93 (16) | 71 | 17:02.32 (15) | 72 | 17:19.89 (15) | 73 | 17:37.36 (15) | 74 | 17:55.08 (15) | 75 | 18:12.82 (15) | 76 | 18:30.39 (15) | 77 | 18:47.79 (15) | 78 | 19:05.48 (15) | 79 | 19:23.24 (15) | 80 | 19:41.02 (16) | 81 | 19:58.94 (15) | 82 | 20:17.03 (15) | 83 | 20:34.93 (15) | 84 | 20:53.00 (15) | 85 | 21:11.07 (15) | 86 | 21:29.32 (15) | 87 | 21:47.49 (15) | 88 | 22:05.57 (15) | 89 | 22:23.53 (15) | 90 | 22:41.70 (17) | 91 | 22:59.16 (16) | 92 | 23:16.37 (16) | 93 | 23:34.29 (16) | 94 | 23:51.40 (16) | 95 | 24:08.96 (16) | 96 | 24:26.53 (16) | 97 | 24:44.34 (16) | 98 | 25:02.43 (16) | 99 | 25:20.14 (16) | 100 | 25:37.91 (17) | 101 | 25:55.77 (16) | 102 | 26:13.39 (16) | 103 | 26:31.18 (16) | 104 | 26:48.21 (16) | 105 | 27:05.34 (16) | 106 | 27:22.65 (16) | 107 | 27:39.63 (16) | 108 | 27:56.53 (16) | 109 | 28:13.56 (16) | 110 | 28:31.49 |

| 18 Onesphore NZIKWINKUNDA | | | | | | | | | | BDI 10 Jun 97 | | | | | | | | | | 29:11.50 | | | | | | | | | | | | | | | | | | | | | | | | | | | | | | | | | | | | | | | | | | | | | | | | | | | | | | | | | | | | | | | | | | | | | | | | | | | | | | | | | | | | | | | | | | | | | | | | | | | | | | | | | | | | | | | | | | | | | | | | | | | | | | | | | | | | | | | | | | | | | | | | | | | | | | | | | | | | | | | | | | | | | | | | | | | | | | | | | | | | | | | | | | | | | | | | | | | | | | | |
|---------------------------|-------|---|-------|---|-------|---|-------|---|-------|---------------|-------|---|-------|---|-------|---|-------|----|-------|----------|-------|----|-------|----|-------|----|-------|----|-------|----|-------|----|-------|----|-------|----|-------|----|-------|----|--------------|----|--------------|----|--------------|----|--------------|----|--------------|----|--------------|----|--------------|----|--------------|----|--------------|----|--------------|----|--------------|----|--------------|----|--------------|----|--------------|----|--------------|----|--------------|----|--------------|----|--------------|----|--------------|----|--------------|----|--------------|----|--------------|----|--------------|----|--------------|----|--------------|----|---------------|----|---------------|----|---------------|----|---------------|----|---------------|----|---------------|----|---------------|----|---------------|----|---------------|----|---------------|----|---------------|----|---------------|----|---------------|----|---------------|----|---------------|----|---------------|----|---------------|----|---------------|----|---------------|----|---------------|----|---------------|----|---------------|----|---------------|----|---------------|----|---------------|----|---------------|----|---------------|----|---------------|----|---------------|----|---------------|----|---------------|----|---------------|----|---------------|----|---------------|----|---------------|----|---------------|----|---------------|----|---------------|----|---------------|----|---------------|----|---------------|----|---------------|----|---------------|----|---------------|----|---------------|----|---------------|----|---------------|----|---------------|----|---------------|----|---------------|----|---------------|----|---------------|----|---------------|----|---------------|-----|---------------|-----|---------------|-----|---------------|-----|---------------|-----|---------------|-----|---------------|-----|---------------|-----|---------------|-----|---------------|-----|---------------|-----|----------|
| 1 | 16.93 | 2 | 16.61 | 3 | 16.38 | 4 | 16.17 | 5 | 16.73 | 6 | 16.45 | 7 | 17.11 | 8 | 16.31 | 9 | 16.38 | 10 | 16.54 | 11 | 16.80 | 12 | 16.16 | 13 | 16.80 | 14 | 16.53 | 15 | 16.55 | 16 | 15.98 | 17 | 16.45 | 18 | 16.09 | 19 | 16.76 | 20 | 16.28 | 21 | 3:02.41 (16) | 22 | 3:18.57 (14) | 23 | 3:35.37 (15) | 24 | 3:51.90 (16) | 25 | 4:08.45 (17) | 26 | 4:24.43 (17) | 27 | 4:40.88 (18) | 28 | 4:56.97 (17) | 29 | 5:13.73 (18) | 30 | 5:30.01 (19) | 31 | 5:46.77 (18) | 32 | 6:03.29 (19) | 33 | 6:20.03 (19) | 34 | 6:36.47 (19) | 35 | 6:53.39 (19) | 36 | 7:09.99 (19) | 37 | 7:26.66 (19) | 38 | 7:43.40 (19) | 39 | 8:00.45 (19) | 40 | 8:17.60 (20) | 41 | 8:34.55 (19) | 42 | 8:51.60 (18) | 43 | 9:09.16 (18) | 44 | 9:26.72 (18) | 45 | 9:44.12 (18) | 46 | 10:01.65 (18) | 47 | 10:19.32 (18) | 48 | 10:37.05 (18) | 49 | 10:54.69 (18) | 50 | 11:12.57 (19) | 51 | 11:29.93 (18) | 52 | 11:47.44 (18) | 53 | 12:05.02 (18) | 54 | 12:22.52 (18) | 55 | 12:40.14 (18) | 56 | 12:57.80 (18) | 57 | 13:15.29 (18) | 58 | 13:32.59 (18) | 59 | 13:50.42 (18) | 60 | 14:07.45 (18) | 61 | 14:24.66 (16) | 62 | 14:42.02 (17) | 63 | 14:59.52 (17) | 64 | 15:16.89 (17) | 65 | 15:34.52 (17) | 66 | 15:52.13 (17) | 67 | 16:10.02 (17) | 68 | 16:28.14 (17) | 69 | 16:46.24 (17) | 70 | 17:04.21 (18) | 71 | 17:22.45 (17) | 72 | 17:40.81 (17) | 73 | 17:59.08 (17) | 74 | 18:17.33 (17) | 75 | 18:35.77 (17) | 76 | 18:54.05 (17) | 77 | 19:12.41 (17) | 78 | 19:30.75 (17) | 79 | 19:48.61 (17) | 80 | 20:06.44 (18) | 81 | 20:24.44 (17) | 82 | 20:42.33 (17) | 83 | 21:00.53 (17) | 84 | 21:18.69 (17) | 85 | 21:36.68 (17) | 86 | 21:54.20 (17) | 87 | 22:12.02 (17) | 88 | 22:30.20 (17) | 89 | 22:48.64 (17) | 90 | 23:07.15 (18) | 91 | 23:25.71 (17) | 92 | 23:44.30 (17) | 93 | 24:02.99 (17) | 94 | 24:21.55 (17) | 95 | 24:39.73 (17) | 96 | 24:58.19 (17) | 97 | 25:16.79 (17) | 98 | 25:35.51 (17) | 99 | 25:54.30 (17) | 100 | 26:12.36 (18) | 101 | 26:30.07 (17) | 102 | 26:47.46 (17) | 103 | 27:05.66 (17) | 104 | 27:23.87 (17) | 105 | 27:42.01 (17) | 106 | 27:59.51 (17) | 107 | 28:17.36 (17) | 108 | 28:35.71 (17) | 109 | 28:53.71 (17) | 110 | 29:11.50 |



RACE ANALYSIS
10,000 Metres Men - Final

ATHLETE KIFLE (ERI) SPLIT TIMES UPDATED

Thierry NDIKUMWENAYO

BDI 26 Mar 97

DNF

| | | | | | | | | | | | | | | | | | | | |
|----|---------------|----|---------------|----|---------------|----|---------------|----|---------------|----|---------------|----|---------------|----|---------------|----|---------------|----|---------------|
| 1 | 17.75 | 2 | 16.38 | 3 | 16.91 | 4 | 15.81 | 5 | 16.55 | 6 | 16.54 | 7 | 17.00 | 8 | 16.26 | 9 | 16.28 | 10 | 16.58 |
| | 17.75 (20) | | 34.13 (20) | | 51.04 (20) | | 1:06.85 (18) | | 1:23.40 (18) | | 1:39.94 (18) | | 1:56.94 (18) | | 2:13.20 (18) | | 2:29.48 (18) | | 2:46.06 (19) |
| 11 | 16.66 | 12 | 16.64 | 13 | 16.56 | 14 | 16.45 | 15 | 16.18 | 16 | 15.97 | 17 | 16.22 | 18 | 16.24 | 19 | 16.55 | 20 | 16.35 |
| | 3:02.72 (18) | | 3:19.36 (18) | | 3:35.92 (18) | | 3:52.37 (18) | | 4:08.55 (18) | | 4:24.52 (18) | | 4:40.74 (17) | | 4:56.98 (18) | | 5:13.53 (17) | | 5:29.88 (18) |
| 21 | 16.46 | 22 | 16.32 | 23 | 16.59 | 24 | 16.15 | 25 | 16.90 | 26 | 16.29 | 27 | 15.80 | 28 | 15.61 | 29 | 16.14 | 30 | 16.38 |
| | 5:46.34 (17) | | 6:02.66 (17) | | 6:19.25 (17) | | 6:35.40 (16) | | 6:52.30 (16) | | 7:08.59 (16) | | 7:24.39 (16) | | 7:40.00 (16) | | 7:56.14 (16) | | 8:12.52 (18) |
| 31 | 15.99 | 32 | 16.47 | 33 | 16.68 | 34 | 16.86 | 35 | 17.06 | 36 | 17.27 | 37 | 17.17 | 38 | 17.63 | 39 | 17.65 | 40 | 17.70 |
| | 8:28.51 (17) | | 8:44.98 (17) | | 9:01.66 (17) | | 9:18.52 (17) | | 9:35.58 (17) | | 9:52.85 (17) | | 10:10.02 (17) | | 10:27.65 (17) | | 10:45.30 (17) | | 11:03.00 (18) |
| 41 | 17.94 | 42 | 17.99 | 43 | 17.97 | 44 | 18.09 | 45 | 18.45 | 46 | 18.91 | 47 | 18.89 | 48 | 18.55 | 49 | 18.74 | 50 | 18.73 |
| | 11:20.94 (17) | | 11:38.93 (17) | | 11:56.90 (17) | | 12:14.99 (17) | | 12:33.44 (17) | | 12:52.35 (17) | | 13:11.24 (17) | | 13:29.79 (17) | | 13:48.53 (17) | | 14:07.26 (17) |
| 51 | 17.88 | 52 | 17.48 | 53 | 17.99 | 54 | 18.68 | 55 | 19.02 | 56 | 19.16 | 57 | 19.13 | 58 | 19.30 | | | | |
| | 14:25.14 (18) | | 14:42.62 (18) | | 15:00.61 (18) | | 15:19.29 (18) | | 15:38.31 (18) | | 15:57.47 (18) | | 16:16.60 (18) | | 16:35.90 (18) | | | | |

Julien WANDERS

SUI 18 Mar 96

DNF

| | | | | | | | | | | | | | | | | | | | |
|----|---------------|----|---------------|----|---------------|----|---------------|----|---------------|----|---------------|----|---------------|----|---------------|----|---------------|----|---------------|
| 1 | 16.33 | 2 | 16.48 | 3 | 16.73 | 4 | 16.47 | 5 | 16.63 | 6 | 16.55 | 7 | 16.89 | 8 | 16.31 | 9 | 16.42 | 10 | 16.52 |
| | 16.33 (10) | | 32.81 (14) | | 49.54 (14) | | 1:06.01 (14) | | 1:22.64 (14) | | 1:39.19 (13) | | 1:56.08 (13) | | 2:12.39 (13) | | 2:28.81 (13) | | 2:45.33 (14) |
| 11 | 16.75 | 12 | 16.52 | 13 | 16.50 | 14 | 16.38 | 15 | 16.10 | 16 | 16.04 | 17 | 16.12 | 18 | 16.45 | 19 | 16.61 | 20 | 16.26 |
| | 3:02.08 (14) | | 3:18.60 (15) | | 3:35.10 (14) | | 3:51.48 (13) | | 4:07.58 (12) | | 4:23.62 (12) | | 4:39.74 (12) | | 4:56.19 (12) | | 5:12.80 (12) | | 5:29.06 (13) |
| 21 | 16.45 | 22 | 16.36 | 23 | 16.54 | 24 | 16.40 | 25 | 16.72 | 26 | 16.41 | 27 | 15.71 | 28 | 15.68 | 29 | 15.99 | 30 | 15.94 |
| | 5:45.51 (12) | | 6:01.87 (12) | | 6:18.41 (12) | | 6:34.81 (12) | | 6:51.53 (12) | | 7:07.94 (13) | | 7:23.65 (13) | | 7:39.33 (13) | | 7:55.32 (12) | | 8:11.26 (13) |
| 31 | 15.53 | 32 | 16.16 | 33 | 16.57 | 34 | 16.39 | 35 | 16.63 | 36 | 16.37 | 37 | 16.67 | 38 | 16.23 | 39 | 16.57 | 40 | 16.23 |
| | 8:26.79 (12) | | 8:42.95 (12) | | 8:59.52 (12) | | 9:15.91 (12) | | 9:32.54 (12) | | 9:48.91 (12) | | 10:05.58 (12) | | 10:21.81 (12) | | 10:38.38 (12) | | 10:54.61 (13) |
| 41 | 16.56 | 42 | 16.82 | 43 | 16.64 | 44 | 17.21 | 45 | 17.29 | 46 | 16.83 | 47 | 16.83 | 48 | 16.85 | 49 | 18.55 | | |
| | 11:11.17 (12) | | 11:27.99 (13) | | 11:44.63 (13) | | 12:01.84 (13) | | 12:19.13 (15) | | 12:35.96 (15) | | 12:52.79 (15) | | 13:09.64 (15) | | 13:28.19 (15) | | |

Hassan CHANI

BRN 5 May 88

DNF

| | | | | | | | | | | | | | | | | | | | |
|----|---------------|----|---------------|----|---------------|----|---------------|----|---------------|----|---------------|----|---------------|----|---------------|----|---------------|----|---------------|
| 1 | 15.96 | 2 | 16.24 | 3 | 16.51 | 4 | 16.88 | 5 | 16.58 | 6 | 16.78 | 7 | 16.86 | 8 | 16.31 | 9 | 16.43 | 10 | 16.31 |
| | 15.96 (5) | | 32.20 (4) | | 48.71 (7) | | 1:05.59 (11) | | 1:22.17 (11) | | 1:38.95 (11) | | 1:55.81 (11) | | 2:12.12 (11) | | 2:28.55 (11) | | 2:44.86 (9) |
| 11 | 16.55 | 12 | 16.37 | 13 | 16.42 | 14 | 16.76 | 15 | 16.34 | 16 | 16.04 | 17 | 16.12 | 18 | 16.48 | 19 | 16.60 | 20 | 16.23 |
| | 3:01.41 (9) | | 3:17.78 (9) | | 3:34.20 (9) | | 3:50.96 (10) | | 4:07.30 (10) | | 4:23.34 (10) | | 4:39.46 (10) | | 4:55.94 (10) | | 5:12.54 (10) | | 5:28.77 (11) |
| 21 | 16.49 | 22 | 16.83 | 23 | 17.11 | 24 | 16.78 | 25 | 16.86 | 26 | 16.44 | 27 | 16.26 | 28 | 16.56 | 29 | 17.19 | 30 | 17.58 |
| | 5:45.26 (11) | | 6:02.09 (14) | | 6:19.20 (16) | | 6:35.98 (18) | | 6:52.84 (18) | | 7:09.28 (18) | | 7:25.54 (18) | | 7:42.10 (18) | | 7:59.29 (18) | | 8:16.87 (19) |
| 31 | 17.65 | 32 | 17.57 | 33 | 17.49 | 34 | 17.54 | 35 | 17.84 | 36 | 17.73 | 37 | 17.70 | 38 | 17.93 | 39 | 17.86 | 40 | 17.75 |
| | 8:34.52 (18) | | 8:52.09 (19) | | 9:09.58 (19) | | 9:27.12 (19) | | 9:44.96 (19) | | 10:02.69 (19) | | 10:20.39 (19) | | 10:38.32 (19) | | 10:56.18 (19) | | 11:13.93 (21) |
| 41 | 17.56 | 42 | 17.85 | 43 | 17.57 | 44 | 17.95 | 45 | 17.78 | 46 | 18.03 | 47 | 17.85 | 48 | 17.51 | 49 | 17.53 | 50 | 18.23 |
| | 11:31.49 (20) | | 11:49.34 (20) | | 12:06.91 (20) | | 12:24.86 (20) | | 12:42.64 (20) | | 13:00.67 (20) | | 13:18.52 (20) | | 13:36.03 (20) | | 13:53.56 (20) | | 14:11.79 (20) |
| 51 | 18.44 | 52 | 18.13 | | | | | | | | | | | | | | | | |
| | 14:30.23 (19) | | 14:48.36 (19) | | | | | | | | | | | | | | | | |

RESULTS

Marathon Men - Final



| RECORDS | RESULT NAME | COUNTRY | AGE | VENUE | DATE |
|--------------------------------|---------------------------|-------------------------|-----------------------|--------------|-------------|
| World Record WR | 2:01:39 Eliud KIPCHOGE | KEN | 34 | Berlin (GER) | 16 Sep 2018 |
| Championships Record CR | 2:06:54 Abel KIRUI | KEN | 27 | Berlin (GER) | 22 Aug 2009 |
| World Leading WL | 2:01:41 Kenenisa BEKELE | ETH | 37 | Berlin (GER) | 29 Sep 2019 |
| Area Record AR | National Record NR | Personal Best PB | Season Best SB | | |

5 October 2019 23:59 START TIME 29° C 51 %
 02:39 END TIME 29° C 51 %
 TEMPERATURE HUMIDITY

| PLACE | NAME | COUNTRY | DATE OF BIRTH | RESULT | |
|-------|--------------------------------|---------|---------------|---------|------------------|
| 1 | Lelisa DESISA | ETH | 14 Jan 90 | 2:10:40 | SB |
| 2 | Mosinet GEREMEW | ETH | 12 Feb 92 | 2:10:44 | + 4 |
| 3 | Amos KIPRUTO | KEN | 16 Sep 92 | 2:10:51 | + 11 |
| 4 | Callum HAWKINS | GBR | 22 Jun 92 | 2:10:57 | + 17 |
| 5 | Stephen MOKOKA | RSA | 31 Jan 85 | 2:11:09 | + 29 |
| 6 | Zersenay TADESE | ERI | 1 Jan 82 | 2:11:29 | SB + 49 |
| 7 | El Hassan EL ABBASSI | BRN | 13 Apr 84 | 2:11:44 | SB + 1:04 |
| 8 | Hamza SAHLI | MAR | 10 May 93 | 2:11:49 | + 1:09 |
| 9 | Tadesse ABRAHAM | SUI | 12 Aug 82 | 2:11:58 | + 1:18 |
| 10 | Daniel MATEO | ESP | 31 Aug 89 | 2:12:15 | + 1:35 |
| 11 | Laban Kipngetich KORIR | KEN | 30 Jun 85 | 2:12:38 | + 1:58 |
| 12 | Yassine RACHIK | ITA | 11 Jun 93 | 2:12:41 | + 2:01 |
| 13 | Fred MUSOBO | UGA | 12 Aug 96 | 2:13:42 | + 3:02 |
| 14 | Geoffrey KIRUI | KEN | 16 Feb 93 | 2:13:54 | SB + 3:14 |
| 15 | Eyob GHEBREHIWET FANIEL | ITA | 26 Nov 92 | 2:13:57 | SB + 3:17 |
| 16 | Alphonse Felix SIMBU | TAN | 14 Feb 92 | 2:13:57 | + 3:17 |
| 17 | Tomas Hilifa RAINHOLD | NAM | 7 Feb 91 | 2:14:38 | + 3:58 |
| 18 | Stephen KIPROTICH | UGA | 27 Feb 89 | 2:15:04 | + 4:24 |
| 19 | Paulo Roberto DE ALMEIDA PAULA | BRA | 8 Jul 79 | 2:15:09 | + 4:29 |
| 20 | Shaohui YANG | CHN | 9 Jul 92 | 2:15:17 | + 4:37 |
| 21 | Thonakal GOPI | IND | 24 May 88 | 2:15:57 | + 5:17 |
| 22 | Felicien MUHITIRA | RWA | 11 Nov 94 | 2:16:21 | + 5:41 |
| 23 | Ahmed OSMAN | USA | 1 Jan 88 | 2:16:22 | SB + 5:42 |
| 24 | Weldu Negash GEBRETSADIK | NOR | 12 Nov 86 | 2:16:35 | + 5:55 |
| 25 | Hiroki YAMAGISHI | JPN | 6 Sep 91 | 2:16:43 | SB + 6:03 |
| 26 | Tiidrek NURME | EST | 18 Nov 85 | 2:17:38 | + 6:58 |
| 27 | Malcolm HICKS | NZL | 19 Oct 87 | 2:17:45 | + 7:05 |
| 28 | Adhanom ABRAHA | SWE | 1 Jun 77 | 2:17:57 | + 7:17 |
| 29 | Yuki KAWAUCHI | JPN | 5 Mar 87 | 2:17:59 | + 7:19 |
| 30 | Caden SHIELDS | NZL | 7 Aug 88 | 2:18:08 | + 7:28 |
| 31 | Thijs NIJHUIS | DEN | 20 Sep 92 | 2:18:10 | + 7:30 |
| 32 | Desmond MOKGOBU | RSA | 23 Nov 88 | 2:18:21 | + 7:41 |
| 33 | Roman FOSTI | EST | 6 Jun 83 | 2:18:30 | SB + 7:50 |
| 34 | Ngonidzashe NCUBE | ZIM | 12 Jul 86 | 2:18:42 | + 8:02 |
| 35 | Fyodor SHUTOV | ANA | 10 Feb 86 | 2:18:58 | + 8:18 |
| 36 | John MASON | CAN | 2 Sep 87 | 2:19:21 | + 8:41 |
| 37 | Kohei FUTAOKA | JPN | 5 Feb 94 | 2:19:23 | + 8:43 |
| 38 | Elkanah KIBET | USA | 2 Jun 83 | 2:19:33 | SB + 8:53 |
| 39 | Julian SPENCE | AUS | 7 Mar 86 | 2:19:40 | + 9:00 |
| 40 | Byambajav TSEVEENRAVDAN | MGL | 7 Jul 90 | 2:20:07 | + 9:27 |
| 41 | Lemawork KETEMA | AUT | 22 Oct 85 | 2:20:45 | + 10:05 |
| 42 | Thomas DE BOCK | BEL | 20 Aug 91 | 2:21:13 | + 10:33 |
| 43 | Stephen SCULLION | IRL | 9 Nov 88 | 2:21:31 | + 10:51 |
| 44 | Wellington BEZERRA DA SILVA | BRA | 19 Jun 88 | 2:21:49 | + 11:09 |
| 45 | Berhanu DEGEFA | CAN | 22 Nov 86 | 2:22:28 | + 11:48 |



RESULTS
Marathon Men

| | | | | | |
|----|-------------------------|-----|-----------|----------------|--|
| 46 | Andrew EPPERSON | USA | 24 Nov 90 | 2:23:11 | + 12:31 |
| 47 | Munyaradzi JARI | ZIM | 2 Apr 90 | 2:23:34 | + 12:54 |
| 48 | Dmitrijs SERJOGINS | LAT | 23 Feb 93 | 2:24:00 | PB + 13:20 |
| 49 | Andrey PETROV | UZB | 13 Oct 86 | 2:24:54 | + 14:14 |
| 50 | Ihor POROZOV | UKR | 22 Mar 91 | 2:26:11 | + 15:31 |
| 51 | Vagner DA SILVA NORONHA | BRA | 5 Jul 84 | 2:26:11 | + 15:31 |
| 52 | Isaac MPOFU | ZIM | 20 Aug 88 | 2:29:24 | + 18:44 |
| 53 | Uladzislau PRAMAU | BLR | 3 Aug 84 | 2:31:04 | + 20:24 |
| 54 | Ser-Od BAT-OCHIR | MGL | 7 Oct 81 | 2:36:01 | + 25:21 |
| 55 | Nicolás CUESTAS | URU | 8 Dec 86 | 2:40:05 | + 29:25 |
| | Polat Kemboi ARIKAN | TUR | 12 Dec 90 | DNF | |
| | Derlys AYALA | PAR | 7 Jan 90 | DNF | |
| | Bujie DUO | CHN | 16 Feb 94 | DNF | |
| | Mohamed Reda EL AARABY | MAR | 12 Nov 89 | DNF | |
| | Mert GIRMALEGESE | TUR | 30 Nov 87 | DNF | |
| | Stephano Gwandu HUCHE | TAN | 15 Nov 90 | DNF | |
| | Olivier IRABARUTA | BDI | 25 Aug 90 | DNF | |
| | Merhawi KESETE | ERI | 1 Jan 86 | DNF | |
| | Evans KIPLAGAT | AZE | 5 Mar 88 | DNF | |
| | Paul LONYANGATA | KEN | 12 Dec 92 | DNF | |
| | Daniele MEUCCI | ITA | 7 Oct 85 | DNF | |
| | Thabiso Benedict MOENG | RSA | 25 Jan 83 | DNF | |
| | Solomon MUTAI | UGA | 22 Oct 92 | DNF | |
| | Tony Ah-Thit PAYNE | THA | 13 Jan 89 | DNF | |
| | Benson SEUREI | BRN | 27 Mar 84 | DNF | |
| | Augustino Paulo SULLE | TAN | 13 Oct 97 | DNF | |
| | Okubay TSEGAY | ERI | 1 Jan 86 | DNF | |
| | Mule WASIHUN | ETH | 20 Oct 93 | DNF | |

INTERMEDIATE TIMES

| | | | | | |
|-------|---------|-------------------|-------|---------|-----------------|
| 1 km | 2:56 | Derlys AYALA | 2 km | 5:54 | Derlys AYALA |
| 3 km | 8:57 | Derlys AYALA | 4 km | 12:02 | Derlys AYALA |
| 5 km | 15:06 | Derlys AYALA | 6 km | 18:11 | Derlys AYALA |
| 7 km | 21:17 | Derlys AYALA | 8 km | 24:22 | Derlys AYALA |
| 9 km | 27:31 | Derlys AYALA | 10 km | 30:40 | Derlys AYALA |
| 11 km | 33:52 | Derlys AYALA | 12 km | 37:02 | Derlys AYALA |
| 13 km | 40:11 | Derlys AYALA | 14 km | 43:23 | Derlys AYALA |
| 15 km | 46:34 | Derlys AYALA | 16 km | 49:46 | Derlys AYALA |
| 17 km | 52:59 | Derlys AYALA | 18 km | 56:12 | Derlys AYALA |
| 19 km | 59:27 | Derlys AYALA | 20 km | 1:02:38 | Derlys AYALA |
| 21 km | 1:05:39 | Zersenay TADESE | Half | 1:05:56 | Zersenay TADESE |
| 22 km | 1:08:31 | Zersenay TADESE | 23 km | 1:11:29 | Zersenay TADESE |
| 24 km | 1:14:29 | Stephen MOKOKA | 25 km | 1:17:38 | Geoffrey KIRUI |
| 26 km | 1:20:46 | Geoffrey KIRUI | 27 km | 1:23:51 | Zersenay TADESE |
| 28 km | | Olivier IRABARUTA | 28 km | 1:26:54 | Amos KIPRUTO |
| 29 km | 1:30:04 | Geoffrey KIRUI | 30 km | 1:33:13 | Zersenay TADESE |
| 31 km | 1:36:18 | Stephen MOKOKA | 32 km | 1:39:20 | Stephen MOKOKA |
| 33 km | 1:42:23 | Stephen MOKOKA | 34 km | 1:45:38 | Amos KIPRUTO |
| 35 km | 1:48:48 | Stephen MOKOKA | 36 km | 1:51:52 | Stephen MOKOKA |
| 37 km | 1:54:55 | Lelisa DESISA | 38 km | 1:58:04 | Amos KIPRUTO |
| 39 km | 2:01:18 | Stephen MOKOKA | 40 km | 2:04:24 | Callum HAWKINS |
| 41 km | 2:07:23 | Callum HAWKINS | 42 km | 2:10:11 | Lelisa DESISA |

RESULTS
Marathon Men

| ALL-TIME TOP LIST | | | | SEASON TOP LIST | | | |
|-------------------|--------------------------------|--------------|-----------|-----------------|-----------------------|-----------------|--------|
| RESULT | NAME | VENUE | DATE | RESULT | NAME | VENUE | 2019 |
| 2:01:39 | Eliud KIPCHOGE (KEN) | Berlin (GER) | 16 Sep 18 | 2:01:41 | Kenenisa BEKELE (ETH) | Berlin (GER) | 29 Sep |
| 2:01:41 | Kenenisa BEKELE (ETH) | Berlin (GER) | 29 Sep 19 | 2:02:37 | Eliud KIPCHOGE (KEN) | London (GBR) | 28 Apr |
| 2:02:48 | Birhanu LEGESE (ETH) | Berlin (GER) | 29 Sep 19 | 2:02:48 | Birhanu LEGESE (ETH) | Berlin (GER) | 29 Sep |
| 2:02:55 | Mosinet GEREMEW (ETH) | London (GBR) | 28 Apr 19 | 2:02:55 | Mosinet GEREMEW (ETH) | London (GBR) | 28 Apr |
| 2:02:57 | Dennis KIMETTO (KEN) | Berlin (GER) | 28 Sep 14 | 2:03:16 | Mule WASIHUN (ETH) | London (GBR) | 28 Apr |
| 2:03:13 | Emmanuel MUTAI (KEN) | Berlin (GER) | 28 Sep 14 | 2:03:34 | Getaneh MOLLA (ETH) | Dubai (UAE) | 25 Jan |
| 2:03:13 | Wilson Kipsanq KIPROTICH (KEN) | Berlin (GER) | 25 Sep 16 | 2:03:36 | Sisay LEMMA (ETH) | Berlin (GER) | 29 Sep |
| 2:03:16 | Mule WASIHUN (ETH) | London (GBR) | 28 Apr 19 | 2:03:40 | Herpasa NEGASA (ETH) | Dubai (UAE) | 25 Jan |
| 2:03:34 | Getaneh MOLLA (ETH) | Dubai (UAE) | 25 Jan 19 | 2:04:11 | Marius KIPSEREM (KEN) | Rotterdam (NED) | 7 Apr |
| 2:03:36 | Sisay LEMMA (ETH) | Berlin (GER) | 29 Sep 19 | 2:04:24 | Asefa MENGSTU (ETH) | Dubai (UAE) | 25 Jan |

RACE ANALYSIS

Marathon Men - Final



SPLIT TIMES UPDATED

5 October 2019 23:59 START TIME 29° C 51 %
TEMPERATURE HUMIDITY
02:39 END TIME 29° C 51 %

| | | | | | | | | | | | | | | | | | | | |
|----|-------|----|-----------|----|-------|----|-------|----|-------|----|-------|----|-------|----|-------|----|-------|----|-------|
| 1 | 1 km | 2 | 2 km | 3 | 3 km | 4 | 4 km | 5 | 5 km | 6 | 6 km | 7 | 7 km | 8 | 8 km | 9 | 9 km | 10 | 10 km |
| 11 | 11 km | 12 | 12 km | 13 | 13 km | 14 | 14 km | 15 | 15 km | 16 | 16 km | 17 | 17 km | 18 | 18 km | 19 | 19 km | 20 | 20 km |
| 21 | 21 km | 22 | Half Mar. | 23 | 22 km | 24 | 23 km | 25 | 24 km | 26 | 25 km | 27 | 26 km | 28 | 27 km | 29 | 28 km | 30 | 29 km |
| 31 | 30 km | 32 | 31 km | 33 | 32 km | 34 | 33 km | 35 | 34 km | 36 | 35 km | 37 | 36 km | 38 | 37 km | 39 | 38 km | 40 | 39 km |
| 41 | 40 km | 42 | 41 km | 43 | 42 km | | | | | | | | | | | | | | |

1 Lelisa DESISA

ETH 14 Jan 90 2:10:40

| | | | | | | | | | | | | | | | | | | | |
|----|-------------|----|-------------|----|-------------|----|-------------|----|-------------|----|-------------|----|-------------|----|-------------|----|-------------|----|-------------|
| 1 | 3:15 | 2 | 3:04 | 3 | 3:12 | 4 | 3:21 | 5 | 3:16 | 6 | 3:07 | 7 | 3:04 | 8 | 3:16 | 9 | 3:03 | 10 | 3:03 |
| | 3:15 (4) | | 6:19 (3) | | 9:31 (12) | | 12:52 (15) | | 16:08 (27) | | 19:15 (3) | | 22:19 (5) | | 25:35 (3) | | 28:38 (5) | | 31:41 (9) |
| 11 | 3:15 | 12 | 3:12 | 13 | 3:13 | 14 | 3:08 | 15 | 3:10 | 16 | 3:06 | 17 | 3:15 | 18 | 3:01 | 19 | 2:51 | 20 | 2:53 |
| | 34:56 (11) | | 38:08 (9) | | 41:21 (19) | | 44:29 (5) | | 47:39 (11) | | 50:45 (29) | | 54:00 (25) | | 57:01 (6) | | 59:52 (3) | | 1:02:45 (3) |
| 21 | 2:55 | 22 | 17 | 23 | 2:35 | 24 | 2:57 | 25 | 3:01 | 26 | 3:09 | 27 | 3:08 | 28 | 3:05 | 29 | 3:03 | 30 | 3:10 |
| | 1:05:40 (2) | | 1:05:57 (2) | | 1:08:32 (2) | | 1:11:29 (2) | | 1:14:30 (4) | | 1:17:39 (6) | | 1:20:47 (6) | | 1:23:52 (5) | | 1:26:55 (5) | | 1:30:05 (6) |
| 31 | 3:09 | 32 | 3:07 | 33 | 2:59 | 34 | 3:03 | 35 | 3:16 | 36 | 3:12 | 37 | 3:02 | 38 | 3:02 | 39 | 3:09 | 40 | 3:14 |
| | 1:33:14 (6) | | 1:36:21 (4) | | 1:39:20 (4) | | 1:42:23 (3) | | 1:45:39 (4) | | 1:48:51 (4) | | 1:51:53 (4) | | 1:54:55 (1) | | 1:58:04 (3) | | 2:01:18 (4) |
| 41 | 3:07 | 42 | 2:58 | 43 | 2:48 | | | | | | | | | | | | | | |
| | 2:04:25 (3) | | 2:07:23 (2) | | 2:10:11 (1) | | | | | | | | | | | | | | |

2 Mosinet GEREMEW

ETH 12 Feb 92 2:10:44

| | | | | | | | | | | | | | | | | | | | |
|----|-------------|----|-------------|----|-------------|----|-------------|----|-------------|----|-------------|----|-------------|----|-------------|----|-------------|----|-------------|
| 1 | 3:16 | 2 | 3:04 | 3 | 3:11 | 4 | 3:21 | 5 | 3:15 | 6 | 3:09 | 7 | 3:03 | 8 | 3:17 | 9 | 3:03 | 10 | 3:04 |
| | 3:16 (14) | | 6:20 (15) | | 9:31 (14) | | 12:52 (26) | | 16:07 (18) | | 19:16 (8) | | 22:19 (8) | | 25:36 (9) | | 28:39 (7) | | 31:43 (21) |
| 11 | 3:14 | 12 | 3:12 | 13 | 3:12 | 14 | 3:09 | 15 | 3:09 | 16 | 3:05 | 17 | 3:13 | 18 | 3:04 | 19 | 2:52 | 20 | 2:52 |
| | 34:57 (24) | | 38:08 (14) | | 41:21 (15) | | 44:30 (12) | | 47:39 (14) | | 50:44 (10) | | 53:57 (10) | | 57:01 (12) | | 59:53 (4) | | 1:02:45 (5) |
| 21 | 2:56 | 22 | 17 | 23 | 2:37 | 24 | 2:55 | 25 | 3:00 | 26 | 3:09 | 27 | 3:07 | 28 | 3:05 | 29 | 3:04 | 30 | 3:09 |
| | 1:05:41 (4) | | 1:05:58 (4) | | 1:08:35 (4) | | 1:11:30 (4) | | 1:14:30 (5) | | 1:17:39 (3) | | 1:20:46 (3) | | 1:23:51 (2) | | 1:26:55 (4) | | 1:30:04 (4) |
| 31 | 3:09 | 32 | 3:07 | 33 | 3:00 | 34 | 3:03 | 35 | 3:16 | 36 | 3:11 | 37 | 3:03 | 38 | 3:03 | 39 | 3:08 | 40 | 3:14 |
| | 1:33:13 (5) | | 1:36:20 (3) | | 1:39:20 (3) | | 1:42:23 (4) | | 1:45:39 (3) | | 1:48:50 (3) | | 1:51:53 (3) | | 1:54:56 (3) | | 1:58:04 (4) | | 2:01:18 (3) |
| 41 | 3:07 | 42 | 2:58 | 43 | 2:49 | | | | | | | | | | | | | | |
| | 2:04:25 (4) | | 2:07:23 (3) | | 2:10:12 (2) | | | | | | | | | | | | | | |

3 Amos KIPRUTO

KEN 16 Sep 92 2:10:51

| | | | | | | | | | | | | | | | | | | | |
|----|-------------|----|-------------|----|-------------|----|-------------|----|-------------|----|-------------|----|-------------|----|-------------|----|-------------|----|-------------|
| 1 | 3:17 | 2 | 3:03 | 3 | 3:11 | 4 | 3:21 | 5 | 3:14 | 6 | 3:11 | 7 | 3:02 | 8 | 3:17 | 9 | 3:03 | 10 | 3:02 |
| | 3:17 (22) | | 6:20 (14) | | 9:31 (15) | | 12:52 (11) | | 16:06 (5) | | 19:17 (17) | | 22:19 (14) | | 25:36 (13) | | 28:39 (11) | | 31:41 (7) |
| 11 | 3:15 | 12 | 3:12 | 13 | 3:13 | 14 | 3:10 | 15 | 3:07 | 16 | 3:06 | 17 | 3:13 | 18 | 3:04 | 19 | 2:52 | 20 | 2:53 |
| | 34:56 (15) | | 38:08 (14) | | 41:21 (14) | | 44:31 (22) | | 47:38 (5) | | 50:44 (8) | | 53:57 (4) | | 57:01 (9) | | 59:53 (5) | | 1:02:46 (6) |
| 21 | 2:56 | 22 | 17 | 23 | 2:37 | 24 | 2:54 | 25 | 3:00 | 26 | 3:08 | 27 | 3:08 | 28 | 3:06 | 29 | 3:02 | 30 | 3:10 |
| | 1:05:42 (6) | | 1:05:59 (6) | | 1:08:36 (5) | | 1:11:30 (5) | | 1:14:30 (3) | | 1:17:38 (2) | | 1:20:46 (2) | | 1:23:52 (3) | | 1:26:54 (1) | | 1:30:04 (3) |
| 31 | 3:09 | 32 | 3:07 | 33 | 3:00 | 34 | 3:03 | 35 | 3:15 | 36 | 3:11 | 37 | 3:03 | 38 | 3:03 | 39 | 3:09 | 40 | 3:14 |
| | 1:33:13 (3) | | 1:36:20 (2) | | 1:39:20 (2) | | 1:42:23 (2) | | 1:45:38 (1) | | 1:48:49 (2) | | 1:51:52 (2) | | 1:54:55 (2) | | 1:58:04 (1) | | 2:01:18 (2) |
| 41 | 3:06 | 42 | 2:59 | 43 | 2:54 | | | | | | | | | | | | | | |
| | 2:04:24 (2) | | 2:07:23 (4) | | 2:10:17 (3) | | | | | | | | | | | | | | |

4 Callum HAWKINS

GBR 22 Jun 92 2:10:57

| | | | | | | | | | | | | | | | | | | | |
|----|-------------|----|-------------|----|-------------|----|--------------|----|--------------|----|--------------|----|--------------|----|--------------|----|-------------|----|-------------|
| 1 | 3:16 | 2 | 3:05 | 3 | 3:14 | 4 | 3:18 | 5 | 3:16 | 6 | 3:09 | 7 | 3:05 | 8 | 3:14 | 9 | 3:06 | 10 | 3:08 |
| | 3:16 (8) | | 6:21 (32) | | 9:35 (41) | | 12:53 (40) | | 16:09 (36) | | 19:18 (34) | | 22:23 (34) | | 25:37 (29) | | 28:43 (29) | | 47:37 (3) |
| 16 | 3:05 | 17 | 3:16 | 18 | 3:07 | 19 | 2:59 | 20 | 2:59 | 21 | 2:59 | 22 | 19 | 23 | 2:43 | 24 | 3:01 | 25 | 3:02 |
| | 50:42 (2) | | 53:58 (11) | | 57:05 (16) | | 1:00:04 (19) | | 1:03:03 (17) | | 1:06:02 (14) | | 1:09:04 (12) | | 1:12:05 (13) | | 1:15:07 (8) | | |
| 26 | 3:04 | 27 | 3:05 | 28 | 3:03 | 29 | 3:03 | 30 | 3:04 | 31 | 3:06 | 32 | 3:09 | 33 | 3:08 | 34 | 3:07 | 35 | 3:05 |
| | 1:18:11 (8) | | 1:21:16 (8) | | 1:24:19 (8) | | 1:27:22 (8) | | 1:30:26 (7) | | 1:33:32 (9) | | 1:36:41 (9) | | 1:39:49 (9) | | 1:42:56 (9) | | 1:46:01 (7) |
| 36 | 3:04 | 37 | 3:03 | 38 | 3:03 | 39 | 3:07 | 40 | 3:04 | 41 | 3:02 | 42 | 2:59 | 43 | 3:02 | | | | |
| | 1:49:05 (7) | | 1:52:08 (7) | | 1:55:11 (6) | | 1:58:18 (6) | | 2:01:22 (5) | | 2:04:24 (1) | | 2:07:23 (1) | | 2:10:25 (4) | | | | |

5 Stephen MOKOKA

RSA 31 Jan 85 2:11:09

| | | | | | | | | | | | | | | | | | | | |
|----|-------------|----|-------------|----|-------------|----|-------------|----|-------------|----|-------------|----|-------------|----|-------------|----|-------------|----|-------------|
| 1 | 3:17 | 2 | 3:04 | 3 | 3:09 | 4 | 3:22 | 5 | 3:16 | 6 | 3:08 | 7 | 3:04 | 8 | 3:17 | 9 | 3:04 | 10 | 3:01 |
| | 3:17 (28) | | 6:21 (29) | | 9:30 (15) | | 12:52 (20) | | 16:08 (20) | | 19:16 (14) | | 22:20 (17) | | 25:37 (34) | | 28:41 (24) | | 31:42 (14) |
| 11 | 3:15 | 12 | 3:13 | 13 | 3:12 | 14 | 3:09 | 15 | 3:08 | 16 | 3:05 | 17 | 3:14 | 18 | 3:07 | 19 | 2:51 | 20 | 2:54 |
| | 34:57 (28) | | 38:10 (29) | | 41:22 (35) | | 44:31 (21) | | 47:39 (12) | | 50:44 (22) | | 53:58 (13) | | 57:05 (17) | | 59:56 (10) | | 1:02:50 (7) |
| 21 | 2:52 | 22 | 16 | 23 | 2:34 | 24 | 2:58 | 25 | 2:59 | 26 | 3:10 | 27 | 3:07 | 28 | 3:06 | 29 | 3:02 | 30 | 3:10 |
| | 1:05:42 (5) | | 1:05:58 (5) | | 1:08:32 (3) | | 1:11:30 (3) | | 1:14:29 (1) | | 1:17:39 (5) | | 1:20:46 (4) | | 1:23:52 (6) | | 1:26:54 (2) | | 1:30:04 (2) |
| 31 | 3:09 | 32 | 3:05 | 33 | 3:02 | 34 | 3:03 | 35 | 3:16 | 36 | 3:09 | 37 | 3:04 | 38 | 3:04 | 39 | 3:08 | 40 | 3:14 |
| | 1:33:13 (2) | | 1:36:18 (1) | | 1:39:20 (1) | | 1:42:23 (1) | | 1:45:39 (5) | | 1:48:48 (1) | | 1:51:52 (1) | | 1:54:56 (4) | | 1:58:04 (2) | | 2:01:18 (1) |
| 41 | 3:07 | 42 | 3:02 | 43 | 3:06 | | | | | | | | | | | | | | |
| | 2:04:25 (5) | | 2:07:27 (5) | | 2:10:33 (5) | | | | | | | | | | | | | | |



RACE ANALYSIS
Marathon Men

SPLIT TIMES UPDATED

| 6 Zersenay TADESE | | | | | | | | | | ERI 1 Jan 82 | | | | | | | | | | 2:11:29 | | | | | | | | | | | | | | | | | | | | | | | | | | | | | | | | | | | | | | | | | | | | | | | | | | | | | | | | | | | | | | | | | | | | | |
|-------------------|------|---|------|---|------|---|------|---|------|--------------|------|---|------|---|------|---|------|----|------|---------|----|------|----|------|----|------|----|------|----|------|----|------|----|------|----|------|----|------|----|------|----|------|----|----|----|------|----|------|----|------|----|------|----|------|----|------|----|------|----|------|----|------|----|------|----|------|----|------|----|------|----|------|----|------|----|------|----|------|----|------|----|------|----|------|----|------|-------------|-------------|-------------|
| 1 | 3:16 | 2 | 3:03 | 3 | 3:12 | 4 | 3:21 | 5 | 3:16 | 6 | 3:07 | 7 | 3:04 | 8 | 3:16 | 9 | 3:02 | 10 | 3:05 | SB | 11 | 3:15 | 12 | 3:12 | 13 | 3:12 | 14 | 3:10 | 15 | 3:07 | 16 | 3:06 | 17 | 3:14 | 18 | 3:01 | 19 | 2:50 | 20 | 2:55 | 21 | 2:55 | 22 | 17 | 23 | 2:35 | 24 | 2:58 | 25 | 3:00 | 26 | 3:10 | 27 | 3:08 | 28 | 3:04 | 29 | 3:03 | 30 | 3:10 | 31 | 3:09 | 32 | 3:08 | 33 | 3:01 | 34 | 3:03 | 35 | 3:14 | 36 | 3:12 | 37 | 3:04 | 38 | 3:09 | 39 | 3:08 | 40 | 3:12 | 41 | 3:11 | 42 | 3:10 | 43 | 3:08 | 2:04:35 (6) | 2:07:45 (6) | 2:10:53 (6) |

| 7 El Hassan EL ABBASSI | | | | | | | | | | BRN 13 Apr 84 | | | | | | | | | | 2:11:44 | | | | | | | | | | | | | | | | | | | | | | | | | | | | | | | | | | | | | | | | | | | | | | | | | | | | | | | | | | | | | | | | | | | | | |
|------------------------|------|---|------|---|------|---|------|---|------|---------------|------|---|------|---|------|---|------|----|------|---------|----|------|----|------|----|------|----|------|----|------|----|------|----|------|----|------|----|------|----|------|----|------|----|----|----|------|----|------|----|------|----|------|----|------|----|------|----|------|----|------|----|------|----|------|----|------|----|------|----|------|----|------|----|------|----|------|----|------|----|------|----|------|----|------|----|------|-------------|-------------|-------------|
| 1 | 3:16 | 2 | 3:04 | 3 | 3:13 | 4 | 3:19 | 5 | 3:17 | 6 | 3:09 | 7 | 3:03 | 8 | 3:16 | 9 | 3:05 | 10 | 3:03 | SB | 11 | 3:13 | 12 | 3:13 | 13 | 3:12 | 14 | 3:10 | 15 | 3:09 | 16 | 3:03 | 17 | 3:17 | 18 | 3:07 | 19 | 3:00 | 20 | 3:00 | 21 | 3:03 | 22 | 18 | 23 | 2:46 | 24 | 3:05 | 25 | 3:06 | 26 | 3:08 | 27 | 3:07 | 28 | 3:09 | 29 | 3:07 | 30 | 3:04 | 31 | 3:05 | 32 | 3:06 | 33 | 3:09 | 34 | 3:05 | 35 | 3:06 | 36 | 3:07 | 37 | 3:04 | 38 | 3:04 | 39 | 3:06 | 40 | 3:07 | 41 | 3:09 | 42 | 3:02 | 43 | 2:58 | 2:05:10 (8) | 2:08:12 (8) | 2:11:10 (7) |

| 8 Hamza SAHLI | | | | | | | | | | MAR 10 May 93 | | | | | | | | | | 2:11:49 | | | | | | | | | | | | | | | | | | | | | | | | | | | | | | | | | | | | | | | | | | | | | | | | | | | | | | | | | | | | | | | | | | | | | |
|---------------|------|---|------|---|------|---|------|---|------|---------------|------|---|------|---|------|---|------|----|------|---------|----|------|----|------|----|------|----|------|----|------|----|------|----|------|----|------|----|------|----|------|----|------|----|----|----|------|----|------|----|------|----|------|----|------|----|------|----|------|----|------|----|------|----|------|----|------|----|------|----|------|----|------|----|------|----|------|----|------|----|------|----|------|----|------|----|------|-------------|-------------|-------------|
| 1 | 3:17 | 2 | 3:05 | 3 | 3:13 | 4 | 3:18 | 5 | 3:17 | 6 | 3:12 | 7 | 3:04 | 8 | 3:12 | 9 | 3:11 | 10 | 3:06 | SB | 11 | 3:08 | 12 | 3:11 | 13 | 3:09 | 14 | 3:13 | 15 | 3:07 | 16 | 3:03 | 17 | 3:17 | 18 | 3:06 | 19 | 2:59 | 20 | 2:57 | 21 | 2:58 | 22 | 18 | 23 | 2:43 | 24 | 2:59 | 25 | 3:06 | 26 | 3:02 | 27 | 3:06 | 28 | 3:04 | 29 | 3:03 | 30 | 3:02 | 31 | 3:01 | 32 | 3:02 | 33 | 3:03 | 34 | 3:08 | 35 | 3:11 | 36 | 3:05 | 37 | 3:08 | 38 | 3:10 | 39 | 3:09 | 40 | 3:12 | 41 | 3:17 | 42 | 3:13 | 43 | 3:08 | 2:04:52 (7) | 2:08:05 (7) | 2:11:13 (8) |

| 9 Tadesse ABRAHAM | | | | | | | | | | SUI 12 Aug 82 | | | | | | | | | | 2:11:58 | | | | | | | | | | | | | | | | | | | | | | | | | | | | | | | | | | | | | | | | | | | | | | | | | | | | | | | | | | | | | | | | | | | | | |
|-------------------|------|---|------|---|------|---|------|---|------|---------------|------|---|------|---|------|---|------|----|------|---------|----|------|----|------|----|------|----|------|----|------|----|------|----|------|----|------|----|------|----|------|----|------|----|----|----|------|----|------|----|------|----|------|----|------|----|------|----|------|----|------|----|------|----|------|----|------|----|------|----|------|----|------|----|------|----|------|----|------|----|------|----|------|----|------|----|------|-------------|-------------|-------------|
| 1 | 3:17 | 2 | 3:05 | 3 | 3:11 | 4 | 3:19 | 5 | 3:16 | 6 | 3:10 | 7 | 3:04 | 8 | 3:15 | 9 | 3:04 | 10 | 3:01 | SB | 11 | 3:14 | 12 | 3:11 | 13 | 3:14 | 14 | 3:10 | 15 | 3:08 | 16 | 3:05 | 17 | 3:15 | 18 | 3:07 | 19 | 2:59 | 20 | 3:01 | 21 | 3:04 | 22 | 17 | 23 | 2:46 | 24 | 3:07 | 25 | 3:07 | 26 | 3:08 | 27 | 3:08 | 28 | 3:07 | 29 | 3:07 | 30 | 3:05 | 31 | 3:05 | 32 | 3:06 | 33 | 3:08 | 34 | 3:07 | 35 | 3:06 | 36 | 3:06 | 37 | 3:04 | 38 | 3:03 | 39 | 3:06 | 40 | 3:09 | 41 | 3:08 | 42 | 3:08 | 43 | 3:03 | 2:05:10 (9) | 2:08:18 (9) | 2:11:21 (9) |

| 10 Daniel MATEO | | | | | | | | | | ESP 31 Aug 89 | | | | | | | | | | 2:12:15 | | | | | | | | | | | | | | | | | | | | | | | | | | | | | | | | | | | | | | | | | | | | | | | | | | | | | | | | | | | | | | | | | | | | | |
|-----------------|------|---|------|---|------|---|------|---|------|---------------|------|---|------|---|------|---|------|----|------|---------|----|------|----|------|----|------|----|------|----|------|----|------|----|------|----|------|----|------|----|------|----|------|----|----|----|------|----|------|----|------|----|------|----|------|----|------|----|------|----|------|----|------|----|------|----|------|----|------|----|------|----|------|----|------|----|------|----|------|----|------|----|------|----|------|----|------|--------------|--------------|--------------|
| 1 | 3:16 | 2 | 3:06 | 3 | 3:09 | 4 | 3:22 | 5 | 3:16 | 6 | 3:10 | 7 | 3:09 | 8 | 3:10 | 9 | 3:10 | 10 | 3:06 | SB | 11 | 3:09 | 12 | 3:11 | 13 | 3:09 | 14 | 3:08 | 15 | 3:08 | 16 | 3:07 | 17 | 3:16 | 18 | 3:07 | 19 | 3:08 | 20 | 3:06 | 21 | 3:01 | 22 | 18 | 23 | 2:47 | 24 | 3:05 | 25 | 3:09 | 26 | 3:07 | 27 | 3:05 | 28 | 3:05 | 29 | 3:06 | 30 | 3:00 | 31 | 3:01 | 32 | 3:06 | 33 | 3:08 | 34 | 3:08 | 35 | 3:06 | 36 | 3:05 | 37 | 3:00 | 38 | 3:06 | 39 | 3:10 | 40 | 3:10 | 41 | 3:15 | 42 | 3:09 | 43 | 3:06 | 2:05:22 (10) | 2:08:31 (10) | 2:11:37 (10) |



RACE ANALYSIS
Marathon Men

SPLIT TIMES UPDATED

11 Laban Kipngetich KORIR

KEN 30 Jun 85 **2:12:38**

| | | | | | | | | | | | | | | | | | | | |
|----|--------------|----|--------------|----|--------------|----|--------------|----|--------------|----|-------------|----|--------------|----|--------------|----|--------------|----|--------------|
| 1 | 3:16 | 2 | 3:04 | 3 | 3:12 | 4 | 3:20 | 5 | 3:15 | 6 | 3:10 | 7 | 3:02 | 8 | 3:17 | 9 | 3:03 | 10 | 3:02 |
| | 3:16 (17) | | 6:20 (16) | | 9:32 (22) | | 12:52 (19) | | 16:07 (10) | | 19:17 (19) | | 22:19 (7) | | 25:36 (19) | | 28:39 (12) | | 31:41 (8) |
| 11 | 3:15 | 12 | 3:12 | 13 | 3:13 | 14 | 3:09 | 15 | 3:08 | 16 | 3:06 | 17 | 3:14 | 18 | 3:03 | 19 | 2:54 | 20 | 3:01 |
| | 34:56 (16) | | 38:08 (12) | | 41:21 (24) | | 44:30 (11) | | 47:38 (10) | | 50:44 (11) | | 53:58 (15) | | 57:01 (11) | | 59:55 (7) | | 1:02:56 (10) |
| 21 | 3:03 | 22 | 18 | 23 | 2:42 | 24 | 3:04 | 25 | 3:07 | 26 | 3:01 | 27 | 3:06 | 28 | 3:03 | 29 | 3:04 | 30 | 3:02 |
| | 1:05:59 (11) | | 1:06:17 (11) | | 1:08:59 (8) | | 1:12:03 (12) | | 1:15:10 (11) | | 1:18:11 (9) | | 1:21:17 (10) | | 1:24:20 (10) | | 1:27:24 (9) | | 1:30:26 (8) |
| 31 | 3:01 | 32 | 3:06 | 33 | 3:09 | 34 | 3:10 | 35 | 3:16 | 36 | 3:14 | 37 | 3:17 | 38 | 3:14 | 39 | 3:11 | 40 | 3:12 |
| | 1:33:27 (7) | | 1:36:33 (8) | | 1:39:42 (8) | | 1:42:52 (7) | | 1:46:08 (8) | | 1:49:22 (8) | | 1:52:39 (9) | | 1:55:53 (13) | | 1:59:04 (12) | | 2:02:16 (11) |
| 41 | 3:17 | 42 | 3:15 | 43 | 3:13 | | | | | | | | | | | | | | |
| | 2:05:33 (12) | | 2:08:48 (11) | | 2:12:01 (11) | | | | | | | | | | | | | | |

12 Yassine RACHIK

ITA 11 Jun 93 **2:12:41**

| | | | | | | | | | | | | | | | | | | | |
|----|--------------|----|--------------|----|--------------|----|--------------|----|--------------|----|--------------|----|--------------|----|--------------|----|--------------|----|--------------|
| 1 | 3:15 | 2 | 3:04 | 3 | 3:12 | 4 | 3:17 | 5 | 3:20 | 6 | 3:10 | 7 | 3:05 | 8 | 3:14 | 9 | 3:04 | 10 | 3:01 |
| | 3:15 (6) | | 6:19 (5) | | 9:31 (8) | | 12:48 (2) | | 16:08 (24) | | 19:18 (36) | | 22:23 (36) | | 25:37 (30) | | 28:41 (23) | | 31:42 (20) |
| 11 | 3:14 | 12 | 3:11 | 13 | 3:14 | 14 | 3:11 | 15 | 3:07 | 16 | 3:05 | 17 | 3:15 | 18 | 3:02 | 19 | 2:55 | 20 | 3:01 |
| | 34:56 (9) | | 38:07 (5) | | 41:21 (10) | | 44:32 (30) | | 47:39 (16) | | 50:44 (9) | | 53:59 (24) | | 57:01 (10) | | 59:56 (11) | | 1:02:57 (12) |
| 21 | 3:03 | 22 | 18 | 23 | 2:43 | 24 | 3:02 | 25 | 3:06 | 26 | 3:02 | 27 | 3:06 | 28 | 3:03 | 29 | 3:05 | 30 | 3:06 |
| | 1:06:00 (12) | | 1:06:18 (13) | | 1:09:01 (11) | | 1:12:03 (11) | | 1:15:09 (9) | | 1:18:11 (12) | | 1:21:17 (9) | | 1:24:21 (11) | | 1:27:26 (11) | | 1:30:32 (11) |
| 31 | 3:06 | 32 | 3:10 | 33 | 3:08 | 34 | 3:10 | 35 | 3:11 | 36 | 3:12 | 37 | 3:10 | 38 | 3:09 | 39 | 3:14 | 40 | 3:14 |
| | 1:33:38 (11) | | 1:36:48 (11) | | 1:39:56 (11) | | 1:43:06 (10) | | 1:46:17 (10) | | 1:49:29 (10) | | 1:52:39 (10) | | 1:55:48 (11) | | 1:59:02 (11) | | 2:02:16 (12) |
| 41 | 3:17 | 42 | 3:17 | 43 | 3:14 | | | | | | | | | | | | | | |
| | 2:05:33 (11) | | 2:08:50 (12) | | 2:12:04 (12) | | | | | | | | | | | | | | |

13 Fred MUSOBO

UGA 12 Aug 96 **2:13:42**

| | | | | | | | | | | | | | | | | | | | |
|----|--------------|----|--------------|----|--------------|----|--------------|----|--------------|----|--------------|----|-------------|----|--------------|----|--------------|----|--------------|
| 1 | 3:17 | 2 | 3:03 | 3 | 3:13 | 4 | 3:19 | 5 | 3:15 | 6 | 3:09 | 7 | 3:03 | 8 | 3:17 | 9 | 3:04 | 10 | 3:02 |
| | 3:17 (45) | | 6:20 (12) | | 9:33 (27) | | 12:52 (17) | | 16:07 (13) | | 19:16 (15) | | 22:19 (4) | | 25:36 (7) | | 28:40 (16) | | 31:42 (18) |
| 11 | 3:15 | 12 | 3:11 | 13 | 3:11 | 14 | 3:14 | 15 | 3:06 | 16 | 3:05 | 17 | 3:13 | 18 | 3:04 | 19 | 2:54 | 20 | 2:55 |
| | 34:57 (18) | | 38:08 (8) | | 41:19 (2) | | 44:33 (37) | | 47:39 (28) | | 50:44 (5) | | 53:57 (8) | | 57:01 (8) | | 59:55 (8) | | 1:02:50 (8) |
| 21 | 2:58 | 22 | 18 | 23 | 2:41 | 24 | 3:02 | 25 | 3:05 | 26 | 3:04 | 27 | 3:06 | 28 | 3:03 | 29 | 3:10 | 30 | 3:10 |
| | 1:05:48 (8) | | 1:06:06 (8) | | 1:08:47 (7) | | 1:11:49 (7) | | 1:14:54 (7) | | 1:17:58 (7) | | 1:21:04 (7) | | 1:24:07 (7) | | 1:27:17 (7) | | 1:30:27 (10) |
| 31 | 3:11 | 32 | 3:10 | 33 | 3:05 | 34 | 3:20 | 35 | 3:15 | 36 | 3:06 | 37 | 3:05 | 38 | 3:13 | 39 | 3:21 | 40 | 3:28 |
| | 1:33:38 (10) | | 1:36:48 (10) | | 1:39:53 (10) | | 1:43:13 (11) | | 1:46:28 (11) | | 1:49:34 (11) | | 1:52:39 (8) | | 1:55:52 (12) | | 1:59:13 (13) | | 2:02:41 (13) |
| 41 | 3:31 | 42 | 3:30 | 43 | 3:25 | | | | | | | | | | | | | | |
| | 2:06:12 (13) | | 2:09:42 (13) | | 2:13:07 (13) | | | | | | | | | | | | | | |

14 Geoffrey KIRUI

KEN 16 Feb 93 **2:13:54**

| | | | | | | | | | | | | | | | | | | | |
|----|--------------|----|--------------|----|--------------|----|-------------|----|-------------|----|--------------------|----|--------------------|----|--------------|----|--------------|----|--------------------|
| 1 | 3:16 | 2 | 3:05 | 3 | 3:13 | 4 | 3:18 | 5 | 3:15 | 6 | 3:09 | 7 | 3:05 | 8 | 3:15 | 9 | 3:03 | 10 | 3:03 |
| | 3:16 (19) | | 6:21 (25) | | 9:34 (33) | | 12:52 (25) | | 16:07 (15) | | 19:16 (13) | | 22:21 (24) | | 25:36 (16) | | 28:39 (9) | | 31:42 (12) |
| 11 | 3:14 | 12 | 3:12 | 13 | 3:13 | 14 | 3:11 | 15 | 3:06 | 16 | 3:06 | 17 | 3:13 | 18 | 3:04 | 19 | 2:52 | 20 | 2:52 |
| | 34:56 (14) | | 38:08 (11) | | 41:21 (20) | | 44:32 (32) | | 47:38 (6) | | 50:44 (7) | | 53:57 (6) | | 57:01 (7) | | 59:53 (6) | | 1:02:45 (4) |
| 21 | 2:56 | 22 | 17 | 23 | 2:38 | 24 | 3:02 | 25 | 3:01 | 26 | 2:59 | 27 | 3:08 | 28 | 3:06 | 29 | 3:04 | 30 | 3:08 |
| | 1:05:41 (3) | | 1:05:58 (3) | | 1:08:36 (6) | | 1:11:38 (6) | | 1:14:39 (6) | | 1:17:38 (1) | | 1:20:46 (1) | | 1:23:52 (4) | | 1:26:56 (6) | | 1:30:04 (1) |
| 31 | 3:09 | 32 | 3:11 | 33 | 3:12 | 34 | 3:18 | 35 | 3:16 | 36 | 3:14 | 37 | 3:17 | 38 | 3:21 | 39 | 3:22 | 40 | 3:24 |
| | 1:33:13 (4) | | 1:36:24 (6) | | 1:39:36 (7) | | 1:42:54 (8) | | 1:46:10 (9) | | 1:49:24 (9) | | 1:52:41 (12) | | 1:56:02 (14) | | 1:59:24 (14) | | 2:02:48 (14) |
| 41 | 3:29 | 42 | 3:32 | 43 | 3:26 | | | | | | | | | | | | | | |
| | 2:06:17 (14) | | 2:09:49 (14) | | 2:13:15 (14) | | | | | | | | | | | | | | |

15 Eyob GHEBREHIWET FANIEL

ITA 26 Nov 92 **2:13:57**

| | | | | | | | | | | | | | | | | | | | |
|----|--------------|----|--------------|----|--------------|----|--------------|----|--------------|----|--------------|----|--------------|----|--------------|----|--------------|----|--------------|
| 1 | 3:16 | 2 | 3:13 | 3 | 3:15 | 4 | 3:14 | 5 | 3:16 | 6 | 3:15 | 7 | 3:12 | 8 | 3:12 | 9 | 3:10 | 10 | 3:06 |
| | 3:16 (18) | | 6:29 (59) | | 9:44 (60) | | 12:58 (55) | | 16:14 (55) | | 19:29 (55) | | 22:41 (55) | | 25:53 (55) | | 29:03 (52) | | 32:09 (50) |
| 11 | 3:11 | 12 | 3:11 | 13 | 3:09 | 14 | 3:07 | 15 | 3:08 | 16 | 3:12 | 17 | 3:10 | 18 | 3:10 | 19 | 3:10 | 20 | 3:08 |
| | 35:20 (49) | | 38:31 (49) | | 41:40 (49) | | 44:47 (48) | | 47:55 (48) | | 51:07 (48) | | 54:17 (48) | | 57:27 (47) | | 1:00:37 (47) | | 1:03:45 (42) |
| 21 | 3:09 | 22 | 18 | 23 | 2:50 | 24 | 3:11 | 25 | 3:09 | 26 | 3:06 | 27 | 3:07 | 28 | 3:09 | 29 | 3:10 | 30 | 3:05 |
| | 1:06:54 (42) | | 1:07:12 (42) | | 1:10:02 (39) | | 1:13:13 (39) | | 1:16:22 (38) | | 1:19:28 (29) | | 1:22:35 (25) | | 1:25:44 (24) | | 1:28:54 (22) | | 1:31:59 (20) |
| 31 | 3:11 | 32 | 3:15 | 33 | 3:15 | 34 | 3:13 | 35 | 3:16 | 36 | 3:14 | 37 | 3:13 | 38 | 3:15 | 39 | 3:13 | 40 | 3:10 |
| | 1:35:10 (20) | | 1:38:25 (20) | | 1:41:40 (20) | | 1:44:53 (20) | | 1:48:09 (20) | | 1:51:23 (20) | | 1:54:36 (20) | | 1:57:51 (18) | | 2:01:04 (18) | | 2:04:14 (17) |
| 41 | 3:06 | 42 | 3:02 | 43 | 3:07 | | | | | | | | | | | | | | |
| | 2:07:20 (16) | | 2:10:22 (15) | | 2:13:29 (16) | | | | | | | | | | | | | | |



RACE ANALYSIS
Marathon Men

SPLIT TIMES UPDATED

| 16 Alphonse Felix SIMBU | | | | | | | | | | TAN | 14 Feb 92 | 2:13:57 | | | | | | | |
|-------------------------|--------------|----|--------------|----|--------------|----|--------------|----|--------------|-----|--------------|---------|--------------|----|--------------|----|--------------|----|--------------|
| 1 | 3:18 | 2 | 3:05 | 3 | 3:13 | 4 | 3:17 | 5 | 3:16 | 6 | 3:10 | 7 | 3:03 | 8 | 3:15 | 9 | 3:07 | 10 | 3:00 |
| | 3:18 (54) | | 6:23 (44) | | 9:36 (44) | | 12:53 (45) | | 16:09 (44) | | 19:19 (41) | | 22:22 (31) | | 25:37 (39) | | 28:44 (33) | | 31:44 (26) |
| 11 | 3:13 | 12 | 3:13 | 13 | 3:12 | 14 | 3:09 | 15 | 3:09 | 16 | 3:04 | 17 | 3:15 | 18 | 3:08 | 19 | 3:04 | 20 | 3:09 |
| | 34:57 (27) | | 38:10 (30) | | 41:22 (30) | | 44:31 (17) | | 47:40 (31) | | 50:44 (14) | | 53:59 (23) | | 57:07 (25) | | 1:00:11 (29) | | 1:03:20 (31) |
| 21 | 3:09 | 22 | 19 | 23 | 2:50 | 24 | 3:09 | 25 | 3:09 | 26 | 3:07 | 27 | 3:10 | 28 | 3:10 | 29 | 3:10 | 30 | 3:06 |
| | 1:06:29 (29) | | 1:06:48 (29) | | 1:09:38 (29) | | 1:12:47 (27) | | 1:15:56 (26) | | 1:19:03 (23) | | 1:22:13 (21) | | 1:25:23 (21) | | 1:28:33 (19) | | 1:31:39 (19) |
| 31 | 3:12 | 32 | 3:12 | 33 | 3:14 | 34 | 3:11 | 35 | 3:13 | 36 | 3:13 | 37 | 3:13 | 38 | 3:17 | 39 | 3:17 | 40 | 3:16 |
| | 1:34:51 (18) | | 1:38:03 (18) | | 1:41:17 (18) | | 1:44:28 (16) | | 1:47:41 (16) | | 1:50:54 (15) | | 1:54:07 (15) | | 1:57:24 (15) | | 2:00:41 (15) | | 2:03:57 (15) |
| 41 | 3:16 | 42 | 3:09 | 43 | 3:07 | | | | | | | | | | | | | | |
| | 2:07:13 (15) | | 2:10:22 (16) | | 2:13:29 (15) | | | | | | | | | | | | | | |

| 17 Tomas Hilifa RAINHOLD | | | | | | | | | | NAM | 7 Feb 91 | 2:14:38 | | | | | | | |
|--------------------------|--------------|----|--------------|----|--------------|----|--------------|----|--------------|-----|--------------|---------|--------------|----|--------------|----|--------------|----|--------------|
| 1 | 3:16 | 2 | 3:05 | 3 | 3:14 | 4 | 3:17 | 5 | 3:15 | 6 | 3:10 | 7 | 3:05 | 8 | 3:14 | 9 | 3:06 | 10 | 3:02 |
| | 3:16 (11) | | 6:21 (24) | | 9:35 (38) | | 12:52 (34) | | 16:07 (11) | | 19:17 (25) | | 22:22 (28) | | 25:36 (14) | | 28:42 (25) | | 31:44 (27) |
| 11 | 3:13 | 12 | 3:11 | 13 | 3:13 | 14 | 3:11 | 15 | 3:07 | 16 | 3:05 | 17 | 3:16 | 18 | 3:07 | 19 | 3:04 | 20 | 3:03 |
| | 34:57 (31) | | 38:08 (16) | | 41:21 (13) | | 44:32 (33) | | 47:39 (19) | | 50:44 (20) | | 54:00 (27) | | 57:07 (27) | | 1:00:11 (28) | | 1:03:14 (27) |
| 21 | 3:08 | 22 | 19 | 23 | 2:48 | 24 | 3:08 | 25 | 3:09 | 26 | 3:10 | 27 | 3:09 | 28 | 3:11 | 29 | 3:12 | 30 | 3:10 |
| | 1:06:22 (27) | | 1:06:41 (27) | | 1:09:29 (23) | | 1:12:37 (23) | | 1:15:46 (22) | | 1:18:56 (21) | | 1:22:05 (19) | | 1:25:16 (19) | | 1:28:28 (18) | | 1:31:38 (18) |
| 31 | 3:13 | 32 | 3:13 | 33 | 3:16 | 34 | 3:14 | 35 | 3:15 | 36 | 3:17 | 37 | 3:15 | 38 | 3:15 | 39 | 3:14 | 40 | 3:15 |
| | 1:34:51 (19) | | 1:38:04 (19) | | 1:41:20 (19) | | 1:44:34 (19) | | 1:47:49 (18) | | 1:51:06 (18) | | 1:54:21 (17) | | 1:57:36 (17) | | 2:00:50 (16) | | 2:04:05 (16) |
| 41 | 3:19 | 42 | 3:21 | 43 | 3:17 | | | | | | | | | | | | | | |
| | 2:07:24 (17) | | 2:10:45 (17) | | 2:14:02 (17) | | | | | | | | | | | | | | |

| 18 Stephen KIPROTICH | | | | | | | | | | UGA | 27 Feb 89 | 2:15:04 | | | | | | | |
|----------------------|--------------|----|--------------|----|--------------|----|--------------|----|--------------|-----|--------------|---------|--------------|----|--------------|----|--------------|----|--------------|
| 1 | 3:17 | 2 | 3:03 | 3 | 3:11 | 4 | 3:21 | 5 | 3:14 | 6 | 3:11 | 7 | 3:04 | 8 | 3:15 | 9 | 3:04 | 10 | 3:00 |
| | 3:17 (27) | | 6:20 (10) | | 9:31 (9) | | 12:52 (24) | | 16:06 (3) | | 19:17 (26) | | 22:21 (23) | | 25:36 (20) | | 28:40 (15) | | 31:40 (4) |
| 11 | 3:16 | 12 | 3:11 | 13 | 3:14 | 14 | 3:08 | 15 | 3:09 | 16 | 3:07 | 17 | 3:12 | 18 | 3:08 | 19 | 2:58 | 20 | 3:00 |
| | 34:56 (2) | | 38:07 (2) | | 41:21 (5) | | 44:29 (3) | | 47:38 (8) | | 50:45 (30) | | 53:57 (7) | | 57:05 (19) | | 1:00:03 (16) | | 1:03:03 (18) |
| 21 | 3:03 | 22 | 18 | 23 | 2:44 | 24 | 3:06 | 25 | 3:07 | 26 | 3:11 | 27 | 3:11 | 28 | 3:09 | 29 | 3:08 | 30 | 3:09 |
| | 1:06:06 (18) | | 1:06:24 (18) | | 1:09:08 (15) | | 1:12:14 (15) | | 1:15:21 (14) | | 1:18:32 (14) | | 1:21:43 (16) | | 1:24:52 (16) | | 1:28:00 (15) | | 1:31:09 (16) |
| 31 | 3:12 | 32 | 3:13 | 33 | 3:17 | 34 | 3:19 | 35 | 3:23 | 36 | 3:25 | 37 | 3:17 | 38 | 3:19 | 39 | 3:22 | 40 | 3:24 |
| | 1:34:21 (16) | | 1:37:34 (15) | | 1:40:51 (15) | | 1:44:10 (15) | | 1:47:33 (15) | | 1:50:58 (16) | | 1:54:15 (16) | | 1:57:34 (16) | | 2:00:56 (17) | | 2:04:20 (18) |
| 41 | 3:22 | 42 | 3:24 | 43 | 3:21 | | | | | | | | | | | | | | |
| | 2:07:42 (18) | | 2:11:06 (18) | | 2:14:27 (18) | | | | | | | | | | | | | | |

| 19 Paulo Roberto DE ALMEIDA PAULA | | | | | | | | | | BRA | 8 Jul 79 | 2:15:09 | | | | | | | |
|-----------------------------------|--------------|----|--------------|----|--------------|----|--------------|----|--------------|-----|--------------|---------|--------------|----|--------------|----|--------------|----|--------------|
| 1 | 3:17 | 2 | 3:11 | 3 | 3:14 | 4 | 3:12 | 5 | 3:16 | 6 | 3:11 | 7 | 3:10 | 8 | 3:07 | 9 | 3:11 | 10 | 3:06 |
| | 3:17 (47) | | 6:28 (54) | | 9:42 (55) | | 12:54 (51) | | 16:10 (47) | | 19:21 (49) | | 22:31 (50) | | 25:38 (44) | | 28:49 (45) | | 31:55 (45) |
| 11 | 3:08 | 12 | 3:12 | 13 | 3:08 | 14 | 3:12 | 15 | 3:06 | 16 | 3:10 | 17 | 3:12 | 18 | 3:09 | 19 | 3:11 | 20 | 3:08 |
| | 35:03 (45) | | 38:15 (44) | | 41:23 (45) | | 44:35 (43) | | 47:41 (39) | | 50:51 (42) | | 54:03 (40) | | 57:12 (40) | | 1:00:23 (40) | | 1:03:31 (40) |
| 21 | 3:11 | 22 | 19 | 23 | 2:51 | 24 | 3:11 | 25 | 3:13 | 26 | 3:14 | 27 | 3:12 | 28 | 3:14 | 29 | 3:11 | 30 | 3:08 |
| | 1:06:42 (40) | | 1:07:01 (40) | | 1:09:52 (37) | | 1:13:03 (36) | | 1:16:16 (35) | | 1:19:30 (33) | | 1:22:42 (31) | | 1:25:56 (26) | | 1:29:07 (25) | | 1:32:15 (25) |
| 31 | 3:12 | 32 | 3:11 | 33 | 3:12 | 34 | 3:16 | 35 | 3:15 | 36 | 3:14 | 37 | 3:15 | 38 | 3:16 | 39 | 3:18 | 40 | 3:16 |
| | 1:35:27 (25) | | 1:38:38 (22) | | 1:41:50 (22) | | 1:45:06 (21) | | 1:48:21 (21) | | 1:51:35 (21) | | 1:54:50 (21) | | 1:58:06 (21) | | 2:01:24 (19) | | 2:04:40 (19) |
| 41 | 3:18 | 42 | 3:18 | 43 | 3:16 | | | | | | | | | | | | | | |
| | 2:07:58 (19) | | 2:11:16 (19) | | 2:14:32 (19) | | | | | | | | | | | | | | |

| 20 Shaohui YANG | | | | | | | | | | CHN | 9 Jul 92 | 2:15:17 | | | | | | | |
|-----------------|--------------|----|--------------|----|--------------|----|--------------|----|--------------|-----|--------------|---------|--------------|----|--------------|----|--------------|----|--------------|
| 1 | 3:08 | 2 | 3:11 | 3 | 3:13 | 4 | 3:19 | 5 | 3:15 | 6 | 3:09 | 7 | 3:04 | 8 | 3:16 | 9 | 3:04 | 10 | 3:04 |
| | 3:08 (3) | | 6:19 (4) | | 9:32 (24) | | 12:51 (7) | | 16:06 (2) | | 19:15 (5) | | 22:19 (6) | | 25:35 (4) | | 28:39 (13) | | 31:43 (25) |
| 11 | 3:13 | 12 | 3:12 | 13 | 3:13 | 14 | 3:09 | 15 | 3:09 | 16 | 3:07 | 17 | 3:17 | 18 | 3:09 | 19 | 3:08 | 20 | 3:07 |
| | 34:56 (17) | | 38:08 (6) | | 41:21 (12) | | 44:30 (8) | | 47:39 (21) | | 50:46 (35) | | 54:03 (37) | | 57:12 (39) | | 1:00:20 (39) | | 1:03:27 (36) |
| 21 | 3:10 | 22 | 19 | 23 | 2:55 | 24 | 3:12 | 25 | 3:13 | 26 | 3:13 | 27 | 3:13 | 28 | 3:15 | 29 | 3:13 | 30 | 3:14 |
| | 1:06:37 (37) | | 1:06:56 (37) | | 1:09:51 (35) | | 1:13:03 (33) | | 1:16:16 (33) | | 1:19:29 (32) | | 1:22:42 (29) | | 1:25:57 (30) | | 1:29:10 (27) | | 1:32:24 (28) |
| 31 | 3:15 | 32 | 3:17 | 33 | 3:19 | 34 | 3:21 | 35 | 3:18 | 36 | 3:16 | 37 | 3:22 | 38 | 3:22 | 39 | 3:19 | 40 | 3:07 |
| | 1:35:39 (27) | | 1:38:56 (27) | | 1:42:15 (27) | | 1:45:36 (27) | | 1:48:54 (26) | | 1:52:10 (25) | | 1:55:32 (25) | | 1:58:54 (25) | | 2:02:13 (22) | | 2:05:20 (21) |
| 41 | 3:13 | 42 | 3:09 | 43 | 3:02 | | | | | | | | | | | | | | |
| | 2:08:33 (21) | | 2:11:42 (20) | | 2:14:44 (20) | | | | | | | | | | | | | | |



RACE ANALYSIS
Marathon Men

SPLIT TIMES UPDATED

21 Thonakal GOPI IND 24 May 88 2:15:57

| | | | | | | | | | | | | | | | | | | | |
|----|--------------|----|--------------|----|--------------|----|--------------|----|--------------|----|--------------|----|--------------|----|--------------|----|--------------|----|--------------|
| 1 | 3:18 | 2 | 3:07 | 3 | 3:12 | 4 | 3:16 | 5 | 3:16 | 6 | 3:11 | 7 | 3:08 | 8 | 3:10 | 9 | 3:10 | 10 | 3:06 |
| | 3:18 (51) | | 6:25 (48) | | 9:37 (47) | | 12:53 (44) | | 16:09 (39) | | 19:20 (43) | | 22:28 (46) | | 25:38 (41) | | 28:48 (42) | | 31:54 (41) |
| 11 | 3:09 | 12 | 3:11 | 13 | 3:09 | 14 | 3:10 | 15 | 3:06 | 16 | 3:06 | 17 | 3:15 | 18 | 3:07 | 19 | 3:06 | 20 | 3:07 |
| | 35:03 (42) | | 38:14 (42) | | 41:23 (42) | | 44:33 (34) | | 47:39 (26) | | 50:45 (32) | | 54:00 (28) | | 57:07 (29) | | 1:00:13 (32) | | 1:03:20 (32) |
| 21 | 3:11 | 22 | 19 | 23 | 2:50 | 24 | 3:10 | 25 | 3:13 | 26 | 3:11 | 27 | 3:12 | 28 | 3:14 | 29 | 3:15 | 30 | 3:13 |
| | 1:06:31 (31) | | 1:06:50 (31) | | 1:09:40 (31) | | 1:12:50 (29) | | 1:16:03 (28) | | 1:19:14 (26) | | 1:22:26 (23) | | 1:25:40 (23) | | 1:28:55 (24) | | 1:32:08 (24) |
| 31 | 3:16 | 32 | 3:17 | 33 | 3:21 | 34 | 3:20 | 35 | 3:21 | 36 | 3:21 | 37 | 3:19 | 38 | 3:20 | 39 | 3:22 | 40 | 3:16 |
| | 1:35:24 (24) | | 1:38:41 (25) | | 1:42:02 (23) | | 1:45:22 (23) | | 1:48:43 (23) | | 1:52:04 (23) | | 1:55:23 (23) | | 1:58:43 (22) | | 2:02:05 (21) | | 2:05:21 (22) |
| 41 | 3:18 | 42 | 3:22 | 43 | 3:21 | | | | | | | | | | | | | | |
| | 2:08:39 (22) | | 2:12:01 (21) | | 2:15:22 (21) | | | | | | | | | | | | | | |

22 Felicien MUHITIRA RWA 11 Nov 94 2:16:21

| | | | | | | | | | | | | | | | | | | | |
|----|--------------|----|--------------|----|--------------|----|--------------|----|--------------|----|--------------|----|--------------|----|--------------|----|--------------|----|--------------|
| 1 | 3:17 | 2 | 3:05 | 3 | 3:07 | 4 | 3:22 | 5 | 3:15 | 6 | 3:10 | 7 | 3:08 | 8 | 3:13 | 9 | 3:07 | 10 | 3:01 |
| | 3:17 (36) | | 6:22 (38) | | 9:29 (3) | | 12:51 (5) | | 16:06 (6) | | 19:16 (10) | | 22:24 (39) | | 25:37 (33) | | 28:44 (34) | | 31:45 (30) |
| 11 | 3:11 | 12 | 3:13 | 13 | 3:12 | 14 | 3:08 | 15 | 3:10 | 16 | 3:05 | 17 | 3:14 | 18 | 3:10 | 19 | 3:02 | 20 | 3:03 |
| | 34:56 (7) | | 38:09 (21) | | 41:21 (17) | | 44:29 (4) | | 47:39 (20) | | 50:44 (21) | | 53:58 (18) | | 57:08 (30) | | 1:00:10 (26) | | 1:03:13 (24) |
| 21 | 3:05 | 22 | 18 | 23 | 2:48 | 24 | 3:08 | 25 | 3:08 | 26 | 3:05 | 27 | 3:08 | 28 | 3:08 | 29 | 3:11 | 30 | 3:10 |
| | 1:06:18 (23) | | 1:06:36 (23) | | 1:09:24 (21) | | 1:12:32 (20) | | 1:15:40 (19) | | 1:18:45 (17) | | 1:21:53 (17) | | 1:25:01 (17) | | 1:28:12 (17) | | 1:31:22 (17) |
| 31 | 3:15 | 32 | 3:16 | 33 | 3:18 | 34 | 3:22 | 35 | 3:19 | 36 | 3:21 | 37 | 3:20 | 38 | 3:26 | 39 | 3:28 | 40 | 3:28 |
| | 1:34:37 (17) | | 1:37:53 (17) | | 1:41:11 (17) | | 1:44:33 (18) | | 1:47:52 (19) | | 1:51:13 (19) | | 1:54:33 (19) | | 1:57:59 (19) | | 2:01:27 (20) | | 2:04:55 (20) |
| 41 | 3:37 | 42 | 3:34 | 43 | 3:35 | | | | | | | | | | | | | | |
| | 2:08:32 (20) | | 2:12:06 (22) | | 2:15:41 (22) | | | | | | | | | | | | | | |

23 Ahmed OSMAN USA 1 Jan 88 2:16:22

| | | | | | | | | | | | | | | | | | | | |
|----|--------------|----|--------------|----|--------------|----|--------------|----|--------------|----|--------------|----|--------------|----|--------------|----|--------------|----|--------------|
| 1 | 3:17 | 2 | 3:06 | 3 | 3:12 | 4 | 3:18 | 5 | 3:15 | 6 | 3:10 | 7 | 3:05 | 8 | 3:14 | 9 | 3:06 | 10 | 3:02 |
| | 3:17 (21) | | 6:23 (46) | | 9:35 (39) | | 12:53 (38) | | 16:08 (29) | | 19:18 (35) | | 22:23 (35) | | 25:37 (31) | | 28:43 (31) | | 31:45 (28) |
| 11 | 3:12 | 12 | 3:12 | 13 | 3:13 | 14 | 3:09 | 15 | 3:08 | 16 | 3:05 | 17 | 3:15 | 18 | 3:07 | 19 | 3:05 | 20 | 3:09 |
| | 34:57 (30) | | 38:09 (27) | | 41:22 (29) | | 44:31 (25) | | 47:39 (24) | | 50:44 (17) | | 53:59 (22) | | 57:06 (22) | | 1:00:11 (30) | | 1:03:20 (30) |
| 21 | 3:11 | 22 | 19 | 23 | 2:49 | 24 | 3:09 | 25 | 3:15 | 26 | 3:14 | 27 | 3:15 | 28 | 3:13 | 29 | 3:09 | 30 | 3:08 |
| | 1:06:31 (32) | | 1:06:50 (32) | | 1:09:39 (30) | | 1:12:48 (28) | | 1:16:03 (27) | | 1:19:17 (27) | | 1:22:32 (24) | | 1:25:45 (25) | | 1:28:54 (23) | | 1:32:02 (21) |
| 31 | 3:17 | 32 | 3:21 | 33 | 3:22 | 34 | 3:22 | 35 | 3:26 | 36 | 3:22 | 37 | 3:21 | 38 | 3:21 | 39 | 3:21 | 40 | 3:22 |
| | 1:35:19 (23) | | 1:38:40 (23) | | 1:42:02 (24) | | 1:45:24 (24) | | 1:48:50 (24) | | 1:52:12 (26) | | 1:55:33 (26) | | 1:58:54 (26) | | 2:02:15 (24) | | 2:05:37 (23) |
| 41 | 3:24 | 42 | 3:22 | 43 | 3:22 | | | | | | | | | | | | | | |
| | 2:09:01 (23) | | 2:12:23 (23) | | 2:15:45 (23) | | | | | | | | | | | | | | |

24 Weldu Negash GEBRETSADIK NOR 12 Nov 86 2:16:35

| | | | | | | | | | | | | | | | | | | | |
|----|--------------|----|--------------|----|--------------|----|--------------|----|--------------|----|--------------|----|--------------|----|--------------|----|--------------|----|--------------|
| 1 | 3:19 | 2 | 3:12 | 3 | 3:12 | 4 | 3:14 | 5 | 3:16 | 6 | 3:09 | 7 | 3:07 | 8 | 3:08 | 9 | 3:07 | 10 | 3:07 |
| | 3:19 (61) | | 6:31 (60) | | 9:43 (58) | | 12:57 (54) | | 16:13 (54) | | 19:22 (52) | | 22:29 (47) | | 25:37 (36) | | 28:44 (35) | | 31:51 (38) |
| 11 | 3:11 | 12 | 3:08 | 13 | 3:12 | 14 | 3:10 | 15 | 3:09 | 16 | 3:05 | 17 | 3:16 | 18 | 3:06 | 19 | 3:07 | 20 | 3:08 |
| | 35:02 (38) | | 38:10 (33) | | 41:22 (32) | | 44:32 (31) | | 47:41 (35) | | 50:46 (36) | | 54:02 (32) | | 57:08 (32) | | 1:00:15 (33) | | 1:03:23 (33) |
| 21 | 3:10 | 22 | 18 | 23 | 2:47 | 24 | 3:05 | 25 | 3:07 | 26 | 3:11 | 27 | 3:12 | 28 | 3:18 | 29 | 3:18 | 30 | 3:13 |
| | 1:06:33 (35) | | 1:06:51 (35) | | 1:09:38 (26) | | 1:12:43 (25) | | 1:15:50 (23) | | 1:19:01 (22) | | 1:22:13 (22) | | 1:25:31 (22) | | 1:28:49 (21) | | 1:32:02 (23) |
| 31 | 3:16 | 32 | 3:15 | 33 | 3:16 | 34 | 3:17 | 35 | 3:23 | 36 | 3:22 | 37 | 3:25 | 38 | 3:28 | 39 | 3:31 | 40 | 3:28 |
| | 1:35:18 (21) | | 1:38:33 (21) | | 1:41:49 (21) | | 1:45:06 (22) | | 1:48:29 (22) | | 1:51:51 (22) | | 1:55:16 (22) | | 1:58:44 (23) | | 2:02:15 (23) | | 2:05:43 (24) |
| 41 | 3:28 | 42 | 3:24 | 43 | 3:23 | | | | | | | | | | | | | | |
| | 2:09:11 (25) | | 2:12:35 (24) | | 2:15:58 (24) | | | | | | | | | | | | | | |

25 Hiroki YAMAGISHI JPN 6 Sep 91 2:16:43

| | | | | | | | | | | | | | | | | | | | |
|----|--------------|----|--------------|----|--------------|----|--------------|----|--------------|----|--------------|----|--------------|----|--------------|----|--------------|----|--------------|
| 1 | 3:18 | 2 | 3:03 | 3 | 3:12 | 4 | 3:19 | 5 | 3:15 | 6 | 3:11 | 7 | 3:04 | 8 | 3:14 | 9 | 3:09 | 10 | 3:04 |
| | 3:18 (49) | | 6:21 (30) | | 9:33 (28) | | 12:52 (27) | | 16:07 (19) | | 19:18 (37) | | 22:22 (30) | | 25:36 (17) | | 28:45 (39) | | 31:49 (37) |
| 11 | 3:09 | 12 | 3:12 | 13 | 3:12 | 14 | 3:11 | 15 | 3:08 | 16 | 3:08 | 17 | 3:12 | 18 | 3:11 | 19 | 3:07 | 20 | 3:08 |
| | 34:58 (36) | | 38:10 (36) | | 41:22 (31) | | 44:33 (38) | | 47:41 (38) | | 50:49 (39) | | 54:01 (31) | | 57:12 (38) | | 1:00:19 (38) | | 1:03:27 (35) |
| 21 | 3:10 | 22 | 19 | 23 | 2:55 | 24 | 3:12 | 25 | 3:12 | 26 | 3:14 | 27 | 3:13 | 28 | 3:14 | 29 | 3:13 | 30 | 3:15 |
| | 1:06:37 (36) | | 1:06:56 (36) | | 1:09:51 (34) | | 1:13:03 (32) | | 1:16:15 (32) | | 1:19:29 (30) | | 1:22:42 (28) | | 1:25:56 (27) | | 1:29:09 (26) | | 1:32:24 (27) |
| 31 | 3:14 | 32 | 3:18 | 33 | 3:19 | 34 | 3:21 | 35 | 3:17 | 36 | 3:17 | 37 | 3:22 | 38 | 3:21 | 39 | 3:25 | 40 | 3:26 |
| | 1:35:38 (26) | | 1:38:56 (26) | | 1:42:15 (26) | | 1:45:36 (26) | | 1:48:53 (25) | | 1:52:10 (24) | | 1:55:32 (24) | | 1:58:53 (24) | | 2:02:18 (25) | | 2:05:44 (25) |
| 41 | 3:25 | 42 | 3:26 | 43 | 3:29 | | | | | | | | | | | | | | |
| | 2:09:09 (24) | | 2:12:35 (25) | | 2:16:04 (25) | | | | | | | | | | | | | | |



RACE ANALYSIS

Marathon Men

SPLIT TIMES UPDATED

26 Tiidrek NURME EST 18 Nov 85 **2:17:38**

| | | | | | | | | | | | | | | | | | | | |
|----|--------------|----|--------------|----|--------------|----|--------------|----|--------------|----|--------------|----|--------------|----|--------------|----|--------------|----|--------------|
| 1 | 3:18 | 2 | 3:11 | 3 | 3:12 | 4 | 3:13 | 5 | 3:17 | 6 | 3:13 | 7 | 3:10 | 8 | 3:13 | 9 | 3:12 | 10 | 3:13 |
| | 3:18 (58) | | 6:29 (57) | | 9:41 (53) | | 12:54 (53) | | 16:11 (53) | | 19:24 (54) | | 22:34 (54) | | 25:47 (53) | | 28:59 (51) | | 32:12 (51) |
| 11 | 3:11 | 12 | 3:15 | 13 | 3:12 | 14 | 3:12 | 15 | 3:12 | 16 | 3:11 | 17 | 3:15 | 18 | 3:12 | 19 | 3:12 | 20 | 3:11 |
| | 35:23 (51) | | 38:38 (50) | | 41:50 (51) | | 45:02 (52) | | 48:14 (52) | | 51:25 (51) | | 54:40 (51) | | 57:52 (49) | | 1:01:04 (49) | | 1:04:15 (49) |
| 21 | 3:10 | 22 | 19 | 23 | 2:51 | 24 | 3:10 | 25 | 3:11 | 26 | 3:09 | 27 | 3:15 | 28 | 3:13 | 29 | 3:14 | 30 | 3:13 |
| | 1:07:25 (47) | | 1:07:44 (47) | | 1:10:35 (43) | | 1:13:45 (41) | | 1:16:56 (40) | | 1:20:05 (38) | | 1:23:20 (35) | | 1:26:33 (33) | | 1:29:47 (32) | | 1:33:00 (32) |
| 31 | 3:15 | 32 | 3:18 | 33 | 3:21 | 34 | 3:23 | 35 | 3:25 | 36 | 3:26 | 37 | 3:26 | 38 | 3:27 | 39 | 3:28 | 40 | 3:27 |
| | 1:36:15 (31) | | 1:39:33 (30) | | 1:42:54 (30) | | 1:46:17 (30) | | 1:49:42 (29) | | 1:53:08 (29) | | 1:56:34 (28) | | 2:00:01 (28) | | 2:03:29 (27) | | 2:06:56 (28) |
| 41 | 3:25 | 42 | 3:22 | 43 | 3:19 | | | | | | | | | | | | | | |
| | 2:10:21 (28) | | 2:13:43 (27) | | 2:17:02 (26) | | | | | | | | | | | | | | |

27 Malcolm HICKS NZL 19 Oct 87 **2:17:45**

| | | | | | | | | | | | | | | | | | | | |
|----|--------------|----|--------------|----|--------------|----|--------------|----|--------------|----|--------------|----|--------------|----|--------------|----|--------------|----|--------------|
| 1 | 3:17 | 2 | 3:08 | 3 | 3:14 | 4 | 3:21 | 5 | 3:21 | 6 | 3:21 | 7 | 3:16 | 8 | 3:15 | 9 | 3:20 | 10 | 3:20 |
| | 3:17 (29) | | 6:25 (49) | | 9:39 (50) | | 13:00 (59) | | 16:21 (59) | | 19:42 (61) | | 22:58 (60) | | 26:13 (58) | | 29:33 (58) | | 32:53 (58) |
| 11 | 3:19 | 12 | 3:17 | 13 | 3:17 | 14 | 3:18 | 15 | 3:14 | 16 | 3:15 | 17 | 3:19 | 18 | 3:17 | 19 | 3:14 | 20 | 3:12 |
| | 36:12 (56) | | 39:29 (55) | | 42:46 (57) | | 46:04 (56) | | 49:18 (55) | | 52:33 (55) | | 55:52 (57) | | 59:09 (55) | | 1:02:23 (54) | | 1:05:35 (54) |
| 21 | 3:13 | 22 | 18 | 23 | 2:52 | 24 | 3:10 | 25 | 3:11 | 26 | 3:08 | 27 | 3:13 | 28 | 3:11 | 29 | 3:09 | 30 | 3:11 |
| | 1:08:48 (54) | | 1:09:06 (54) | | 1:11:58 (51) | | 1:15:08 (50) | | 1:18:19 (48) | | 1:21:27 (44) | | 1:24:40 (41) | | 1:27:51 (40) | | 1:31:00 (37) | | 1:34:11 (36) |
| 31 | 3:09 | 32 | 3:12 | 33 | 3:13 | 34 | 3:12 | 35 | 3:15 | 36 | 3:16 | 37 | 3:18 | 38 | 3:22 | 39 | 3:24 | 40 | 3:23 |
| | 1:37:20 (34) | | 1:40:32 (33) | | 1:43:45 (33) | | 1:46:57 (31) | | 1:50:12 (31) | | 1:53:28 (31) | | 1:56:46 (30) | | 2:00:08 (30) | | 2:03:32 (28) | | 2:06:55 (27) |
| 41 | 3:25 | 42 | 3:24 | 43 | 3:22 | | | | | | | | | | | | | | |
| | 2:10:20 (27) | | 2:13:44 (28) | | 2:17:06 (27) | | | | | | | | | | | | | | |

28 Adhanom ABRAHA SWE 1 Jun 77 **2:17:57**

| | | | | | | | | | | | | | | | | | | | |
|----|--------------|----|--------------|----|--------------|----|--------------|----|--------------|----|--------------|----|--------------|----|--------------|----|--------------|----|--------------|
| 1 | 3:06 | 2 | 3:11 | 3 | 3:16 | 4 | 3:20 | 5 | 3:16 | 6 | 3:06 | 7 | 3:03 | 8 | 3:07 | 9 | 3:02 | 10 | 3:14 |
| | 3:06 (2) | | 6:17 (2) | | 9:33 (32) | | 12:53 (39) | | 16:09 (38) | | 19:15 (4) | | 22:18 (2) | | 25:25 (2) | | 28:27 (2) | | 31:41 (5) |
| 11 | 3:15 | 12 | 3:12 | 13 | 3:13 | 14 | 3:09 | 15 | 3:09 | 16 | 3:04 | 17 | 3:05 | 18 | 3:07 | 19 | 3:02 | 20 | 3:02 |
| | 34:56 (4) | | 38:08 (15) | | 41:21 (9) | | 44:30 (15) | | 47:39 (15) | | 50:43 (3) | | 53:48 (2) | | 56:55 (2) | | 59:57 (13) | | 1:02:59 (14) |
| 21 | 3:11 | 22 | 19 | 23 | 2:51 | 24 | 3:12 | 25 | 3:09 | 26 | 3:10 | 27 | 3:15 | 28 | 3:17 | 29 | 3:21 | 30 | 3:18 |
| | 1:06:10 (20) | | 1:06:29 (20) | | 1:09:20 (19) | | 1:12:32 (19) | | 1:15:41 (20) | | 1:18:51 (20) | | 1:22:06 (20) | | 1:25:23 (20) | | 1:28:44 (20) | | 1:32:02 (22) |
| 31 | 3:16 | 32 | 3:23 | 33 | 3:26 | 34 | 3:28 | 35 | 3:27 | 36 | 3:31 | 37 | 3:29 | 38 | 3:32 | 39 | 3:33 | 40 | 3:31 |
| | 1:35:18 (22) | | 1:38:41 (24) | | 1:42:07 (25) | | 1:45:35 (25) | | 1:49:02 (27) | | 1:52:33 (27) | | 1:56:02 (27) | | 1:59:34 (27) | | 2:03:07 (26) | | 2:06:38 (26) |
| 41 | 3:34 | 42 | 3:31 | 43 | 3:36 | | | | | | | | | | | | | | |
| | 2:10:12 (26) | | 2:13:43 (26) | | 2:17:19 (28) | | | | | | | | | | | | | | |

29 Yuki KAWAUCHI JPN 5 Mar 87 **2:17:59**

| | | | | | | | | | | | | | | | | | | | |
|----|--------------|----|--------------|----|--------------|----|--------------|----|--------------|----|--------------|----|--------------|----|--------------|----|--------------|----|--------------|
| 1 | 3:17 | 2 | 3:05 | 3 | 3:14 | 4 | 3:16 | 5 | 3:16 | 6 | 3:11 | 7 | 3:08 | 8 | 3:11 | 9 | 3:10 | 10 | 3:08 |
| | 3:17 (43) | | 6:22 (37) | | 9:36 (46) | | 12:52 (13) | | 16:08 (22) | | 19:19 (42) | | 22:27 (43) | | 25:38 (48) | | 28:48 (41) | | 31:56 (46) |
| 11 | 3:16 | 12 | 3:12 | 13 | 3:13 | 14 | 3:17 | 15 | 3:19 | 16 | 3:13 | 17 | 3:16 | 18 | 3:15 | 19 | 3:22 | 20 | 3:22 |
| | 35:12 (48) | | 38:24 (48) | | 41:37 (48) | | 44:54 (50) | | 48:13 (51) | | 51:26 (52) | | 54:42 (52) | | 57:57 (51) | | 1:01:19 (51) | | 1:04:41 (51) |
| 21 | 3:21 | 22 | 20 | 23 | 3:02 | 24 | 3:23 | 25 | 3:24 | 26 | 3:17 | 27 | 3:21 | 28 | 3:14 | 29 | 3:18 | 30 | 3:16 |
| | 1:08:02 (52) | | 1:08:22 (52) | | 1:11:24 (48) | | 1:14:47 (48) | | 1:18:11 (46) | | 1:21:28 (45) | | 1:24:49 (44) | | 1:28:03 (42) | | 1:31:21 (42) | | 1:34:37 (40) |
| 31 | 3:14 | 32 | 3:19 | 33 | 3:20 | 34 | 3:23 | 35 | 3:18 | 36 | 3:21 | 37 | 3:16 | 38 | 3:22 | 39 | 3:22 | 40 | 3:18 |
| | 1:37:51 (39) | | 1:41:10 (38) | | 1:44:30 (36) | | 1:47:53 (38) | | 1:51:11 (38) | | 1:54:32 (37) | | 1:57:48 (34) | | 2:01:10 (35) | | 2:04:32 (30) | | 2:07:50 (31) |
| 41 | 3:22 | 42 | 3:10 | 43 | 3:05 | | | | | | | | | | | | | | |
| | 2:11:12 (30) | | 2:14:22 (29) | | 2:17:27 (29) | | | | | | | | | | | | | | |

30 Caden SHIELDS NZL 7 Aug 88 **2:18:08**

| | | | | | | | | | | | | | | | | | | | |
|----|--------------|----|--------------|----|--------------|----|--------------|----|--------------|----|--------------|----|--------------|----|--------------|----|--------------|----|--------------|
| 1 | 3:17 | 2 | 3:08 | 3 | 3:14 | 4 | 3:21 | 5 | 3:22 | 6 | 3:20 | 7 | 3:16 | 8 | 3:15 | 9 | 3:20 | 10 | 3:20 |
| | 3:17 (32) | | 6:25 (50) | | 9:39 (49) | | 13:00 (58) | | 16:22 (60) | | 19:42 (60) | | 22:58 (61) | | 26:13 (59) | | 29:33 (59) | | 32:53 (59) |
| 11 | 3:19 | 12 | 3:17 | 13 | 3:17 | 14 | 3:18 | 15 | 3:14 | 16 | 3:15 | 17 | 3:19 | 18 | 3:19 | 19 | 3:14 | 20 | 3:13 |
| | 36:12 (55) | | 39:29 (56) | | 42:46 (56) | | 46:04 (57) | | 49:18 (56) | | 52:33 (56) | | 55:52 (56) | | 59:09 (54) | | 1:02:23 (55) | | 1:05:36 (55) |
| 21 | 3:12 | 22 | 19 | 23 | 2:51 | 24 | 3:10 | 25 | 3:12 | 26 | 3:11 | 27 | 3:18 | 28 | 3:14 | 29 | 3:15 | 30 | 3:14 |
| | 1:08:48 (55) | | 1:09:07 (55) | | 1:11:58 (52) | | 1:15:08 (51) | | 1:18:20 (49) | | 1:21:31 (47) | | 1:24:49 (43) | | 1:28:03 (43) | | 1:31:18 (39) | | 1:34:32 (37) |
| 31 | 3:18 | 32 | 3:20 | 33 | 3:20 | 34 | 3:22 | 35 | 3:19 | 36 | 3:21 | 37 | 3:16 | 38 | 3:21 | 39 | 3:23 | 40 | 3:18 |
| | 1:37:50 (37) | | 1:41:10 (36) | | 1:44:30 (37) | | 1:47:52 (37) | | 1:51:11 (36) | | 1:54:32 (36) | | 1:57:48 (36) | | 2:01:09 (34) | | 2:04:32 (31) | | 2:07:50 (30) |
| 41 | 3:23 | 42 | 3:19 | 43 | 3:03 | | | | | | | | | | | | | | |
| | 2:11:13 (33) | | 2:14:32 (34) | | 2:17:35 (31) | | | | | | | | | | | | | | |



RACE ANALYSIS
Marathon Men

SPLIT TIMES UPDATED

| 31 Thijs NIJHUIS | | | | | | | | | | DEN 20 Sep 92 | | | | | | | | | | 2:18:10 | | | | | | | | | | | | | | | | | | | | | | | | | | | | | | | | | | | | | | | | | | | | | | | | | | | | | | | | | | | | | | | | | | | | |
|------------------|------|---|------|---|------|---|------|---|------|---------------|------|---|------|---|------|---|------|----|------|---------|------|----|------|----|------|----|------|----|------|----|------|----|------|----|------|----|------|----|------|----|------|----|----|----|------|----|------|----|------|----|------|----|------|----|------|----|------|----|------|----|------|----|------|----|------|----|------|----|------|----|------|----|------|----|------|----|------|----|------|----|------|----|------|----|------|--------------|--------------|--------------|
| 1 | 3:23 | 2 | 3:24 | 3 | 3:23 | 4 | 3:20 | 5 | 3:19 | 6 | 3:19 | 7 | 3:20 | 8 | 3:23 | 9 | 3:23 | 10 | 3:24 | 11 | 3:21 | 12 | 3:18 | 13 | 3:20 | 14 | 3:22 | 15 | 3:21 | 16 | 3:19 | 17 | 3:16 | 18 | 3:17 | 19 | 3:13 | 20 | 3:14 | 21 | 3:12 | 22 | 18 | 23 | 2:54 | 24 | 3:10 | 25 | 3:12 | 26 | 3:10 | 27 | 3:11 | 28 | 3:10 | 29 | 3:10 | 30 | 3:11 | 31 | 3:12 | 32 | 3:15 | 33 | 3:14 | 34 | 3:13 | 35 | 3:15 | 36 | 3:14 | 37 | 3:16 | 38 | 3:17 | 39 | 3:20 | 40 | 3:17 | 41 | 3:23 | 42 | 3:14 | 43 | 3:08 | 2:11:13 (34) | 2:14:27 (31) | 2:17:35 (30) |

| 32 Desmond MOKGOBU | | | | | | | | | | RSA 23 Nov 88 | | | | | | | | | | 2:18:21 | | | | | | | | | | | | | | | | | | | | | | | | | | | | | | | | | | | | | | | | | | | | | | | | | | | | | | | | | | | | | | | | | | | | |
|--------------------|------|---|------|---|------|---|------|---|------|---------------|------|---|------|---|------|---|------|----|------|---------|------|----|------|----|------|----|------|----|------|----|------|----|------|----|------|----|------|----|------|----|------|----|----|----|------|----|------|----|------|----|------|----|------|----|------|----|------|----|------|----|------|----|------|----|------|----|------|----|------|----|------|----|------|----|------|----|------|----|------|----|------|----|------|----|------|--------------|--------------|--------------|
| 1 | 3:19 | 2 | 3:02 | 3 | 3:13 | 4 | 3:19 | 5 | 3:15 | 6 | 3:10 | 7 | 3:04 | 8 | 3:15 | 9 | 3:07 | 10 | 3:03 | 11 | 3:10 | 12 | 3:13 | 13 | 3:12 | 14 | 3:11 | 15 | 3:09 | 16 | 3:08 | 17 | 3:13 | 18 | 3:10 | 19 | 3:12 | 20 | 3:21 | 21 | 3:19 | 22 | 21 | 23 | 3:03 | 24 | 3:18 | 25 | 3:22 | 26 | 3:20 | 27 | 3:19 | 28 | 3:22 | 29 | 3:26 | 30 | 3:27 | 31 | 3:18 | 32 | 3:18 | 33 | 3:26 | 34 | 3:26 | 35 | 3:26 | 36 | 3:31 | 37 | 3:20 | 38 | 3:21 | 39 | 3:23 | 40 | 3:19 | 41 | 3:22 | 42 | 3:10 | 43 | 3:19 | 2:11:13 (31) | 2:14:23 (30) | 2:17:42 (32) |

| 33 Roman FOSTI | | | | | | | | | | EST 6 Jun 83 | | | | | | | | | | 2:18:30 | | | | | | | | | | | | | | | | | | | | | | | | | | | | | | | | | | | | | | | | | | | | | | | | | | | | | | | | | | | | | | | | | | | | |
|----------------|------|---|------|---|------|---|------|---|------|--------------|------|---|------|---|------|---|------|----|------|---------|------|----|------|----|------|----|------|----|------|----|------|----|------|----|------|----|------|----|------|----|------|----|----|----|------|----|------|----|------|----|------|----|------|----|------|----|------|----|------|----|------|----|------|----|------|----|------|----|------|----|------|----|------|----|------|----|------|----|------|----|------|----|------|----|------|--------------|--------------|--------------|
| 1 | 3:18 | 2 | 3:11 | 3 | 3:14 | 4 | 3:17 | 5 | 3:19 | 6 | 3:19 | 7 | 3:17 | 8 | 3:18 | 9 | 3:21 | 10 | 3:19 | 11 | 3:19 | 12 | 3:18 | 13 | 3:17 | 14 | 3:17 | 15 | 3:15 | 16 | 3:15 | 17 | 3:19 | 18 | 3:16 | 19 | 3:14 | 20 | 3:13 | 21 | 3:13 | 22 | 19 | 23 | 2:50 | 24 | 3:10 | 25 | 3:13 | 26 | 3:10 | 27 | 3:17 | 28 | 3:15 | 29 | 3:17 | 30 | 3:12 | 31 | 3:18 | 32 | 3:20 | 33 | 3:21 | 34 | 3:21 | 35 | 3:19 | 36 | 3:21 | 37 | 3:16 | 38 | 3:21 | 39 | 3:23 | 40 | 3:18 | 41 | 3:23 | 42 | 3:15 | 43 | 3:23 | 2:11:13 (32) | 2:14:28 (32) | 2:17:51 (33) |

| 34 Ngonidzashe NCUBE | | | | | | | | | | ZIM 12 Jul 86 | | | | | | | | | | 2:18:42 | | | | | | | | | | | | | | | | | | | | | | | | | | | | | | | | | | | | | | | | | | | | | | | | | | | | | | | | | | | | | | | | | | | | |
|----------------------|------|---|------|---|------|---|------|---|------|---------------|------|---|------|---|------|---|------|----|------|---------|------|----|------|----|------|----|------|----|------|----|------|----|------|----|------|----|------|----|------|----|------|----|----|----|------|----|------|----|------|----|------|----|------|----|------|----|------|----|------|----|------|----|------|----|------|----|------|----|------|----|------|----|------|----|------|----|------|----|------|----|------|----|------|----|------|--------------|--------------|--------------|
| 1 | 3:16 | 2 | 3:05 | 3 | 3:10 | 4 | 3:20 | 5 | 3:15 | 6 | 3:10 | 7 | 3:03 | 8 | 3:16 | 9 | 3:05 | 10 | 3:02 | 11 | 3:14 | 12 | 3:12 | 13 | 3:13 | 14 | 3:09 | 15 | 3:09 | 16 | 3:05 | 17 | 3:14 | 18 | 3:08 | 19 | 3:05 | 20 | 3:08 | 21 | 3:11 | 22 | 19 | 23 | 2:52 | 24 | 3:14 | 25 | 3:13 | 26 | 3:14 | 27 | 3:17 | 28 | 3:18 | 29 | 3:16 | 30 | 3:18 | 31 | 3:26 | 32 | 3:24 | 33 | 3:25 | 34 | 3:28 | 35 | 3:28 | 36 | 3:31 | 37 | 3:28 | 38 | 3:26 | 39 | 3:27 | 40 | 3:30 | 41 | 3:44 | 42 | 3:40 | 43 | 3:35 | 2:10:48 (29) | 2:14:28 (33) | 2:18:03 (34) |

| 35 Fyodor SHUTOV | | | | | | | | | | ANA 10 Feb 86 | | | | | | | | | | 2:18:58 | | | | | | | | | | | | | | | | | | | | | | | | | | | | | | | | | | | | | | | | | | | | | | | | | | | | | | | | | | | | | | | | | | | | |
|------------------|------|---|------|---|------|---|------|---|------|---------------|------|---|------|---|------|---|------|----|------|---------|------|----|------|----|------|----|------|----|------|----|------|----|------|----|------|----|------|----|------|----|------|----|----|----|------|----|------|----|------|----|------|----|------|----|------|----|------|----|------|----|------|----|------|----|------|----|------|----|------|----|------|----|------|----|------|----|------|----|------|----|------|----|------|----|------|--------------|--------------|--------------|
| 1 | 3:23 | 2 | 3:24 | 3 | 3:22 | 4 | 3:21 | 5 | 3:18 | 6 | 3:18 | 7 | 3:13 | 8 | 3:17 | 9 | 3:19 | 10 | 3:19 | 11 | 3:18 | 12 | 3:18 | 13 | 3:17 | 14 | 3:17 | 15 | 3:16 | 16 | 3:17 | 17 | 3:17 | 18 | 3:15 | 19 | 3:14 | 20 | 3:16 | 21 | 3:15 | 22 | 19 | 23 | 2:55 | 24 | 3:15 | 25 | 3:14 | 26 | 3:15 | 27 | 3:14 | 28 | 3:13 | 29 | 3:13 | 30 | 3:14 | 31 | 3:14 | 32 | 3:17 | 33 | 3:15 | 34 | 3:17 | 35 | 3:19 | 36 | 3:20 | 37 | 3:19 | 38 | 3:21 | 39 | 3:21 | 40 | 3:22 | 41 | 3:27 | 42 | 3:25 | 43 | 3:19 | 2:11:38 (35) | 2:15:03 (35) | 2:18:22 (35) |



RACE ANALYSIS
Marathon Men

SPLIT TIMES UPDATED

36 John MASON

CAN 2 Sep 87 **2:19:21**

| | | | | | | | | | | | | | | | | | | | |
|----|--------------|----|--------------|----|--------------|----|--------------|----|--------------|----|--------------|----|--------------|----|--------------|----|--------------|----|--------------|
| 1 | 3:19 | 2 | 3:16 | 3 | 3:20 | 4 | 3:22 | 5 | 3:20 | 6 | 3:20 | 7 | 3:22 | 8 | 3:18 | 9 | 3:21 | 10 | 3:19 |
| | 3:19 (62) | | 6:35 (62) | | 9:55 (62) | | 13:17 (62) | | 16:37 (63) | | 19:57 (63) | | 23:19 (64) | | 26:37 (64) | | 29:58 (64) | | 33:17 (63) |
| 11 | 3:21 | 12 | 3:19 | 13 | 3:19 | 14 | 3:20 | 15 | 3:19 | 16 | 3:17 | 17 | 3:19 | 18 | 3:18 | 19 | 3:15 | 20 | 3:19 |
| | 36:38 (63) | | 39:57 (62) | | 43:16 (62) | | 46:36 (63) | | 49:55 (63) | | 53:12 (63) | | 56:31 (63) | | 59:49 (62) | | 1:03:04 (63) | | 1:06:23 (62) |
| 21 | 3:17 | 22 | 19 | 23 | 2:55 | 24 | 3:15 | 25 | 3:13 | 26 | 3:12 | 27 | 3:12 | 28 | 3:10 | 29 | 3:09 | 30 | 3:11 |
| | 1:09:40 (61) | | 1:09:59 (61) | | 1:12:54 (58) | | 1:16:09 (58) | | 1:19:22 (56) | | 1:22:34 (53) | | 1:25:46 (51) | | 1:28:56 (47) | | 1:32:05 (46) | | 1:35:16 (44) |
| 31 | 3:13 | 32 | 3:15 | 33 | 3:15 | 34 | 3:18 | 35 | 3:15 | 36 | 3:18 | 37 | 3:23 | 38 | 3:24 | 39 | 3:24 | 40 | 3:27 |
| | 1:38:29 (43) | | 1:41:44 (42) | | 1:44:59 (42) | | 1:48:17 (42) | | 1:51:32 (41) | | 1:54:50 (41) | | 1:58:13 (41) | | 2:01:37 (41) | | 2:05:01 (39) | | 2:08:28 (36) |
| 41 | 3:28 | 42 | 3:26 | 43 | 3:23 | | | | | | | | | | | | | | |
| | 2:11:56 (36) | | 2:15:22 (36) | | 2:18:45 (36) | | | | | | | | | | | | | | |

37 Kohei FUTAOKA

JPN 5 Feb 94 **2:19:23**

| | | | | | | | | | | | | | | | | | | | |
|----|--------------|----|--------------|----|--------------|----|--------------|----|--------------|----|--------------|----|--------------|----|--------------|----|--------------|----|--------------|
| 1 | 3:18 | 2 | 3:06 | 3 | 3:13 | 4 | 3:16 | 5 | 3:17 | 6 | 3:10 | 7 | 3:08 | 8 | 3:09 | 9 | 3:12 | 10 | 3:07 |
| | 3:18 (57) | | 6:24 (47) | | 9:37 (48) | | 12:53 (47) | | 16:10 (48) | | 19:20 (44) | | 22:28 (44) | | 25:37 (40) | | 28:49 (49) | | 31:56 (47) |
| 11 | 3:07 | 12 | 3:12 | 13 | 3:09 | 14 | 3:13 | 15 | 3:06 | 16 | 3:11 | 17 | 3:15 | 18 | 3:07 | 19 | 3:16 | 20 | 3:15 |
| | 35:03 (46) | | 38:15 (46) | | 41:24 (46) | | 44:37 (47) | | 47:43 (43) | | 50:54 (45) | | 54:09 (46) | | 57:16 (44) | | 1:00:32 (43) | | 1:03:47 (45) |
| 21 | 3:20 | 22 | 19 | 23 | 3:04 | 24 | 3:20 | 25 | 3:26 | 26 | 3:26 | 27 | 3:33 | 28 | 3:30 | 29 | 3:26 | 30 | 3:23 |
| | 1:07:07 (44) | | 1:07:26 (44) | | 1:10:30 (42) | | 1:13:50 (44) | | 1:17:16 (44) | | 1:20:42 (42) | | 1:24:15 (39) | | 1:27:45 (38) | | 1:31:11 (38) | | 1:34:34 (39) |
| 31 | 3:20 | 32 | 3:17 | 33 | 3:21 | 34 | 3:32 | 35 | 3:35 | 36 | 3:36 | 37 | 3:28 | 38 | 3:33 | 39 | 3:27 | 40 | 3:20 |
| | 1:37:54 (40) | | 1:41:11 (39) | | 1:44:32 (39) | | 1:48:04 (39) | | 1:51:39 (42) | | 1:55:15 (42) | | 1:58:43 (42) | | 2:02:16 (42) | | 2:05:43 (42) | | 2:09:03 (39) |
| 41 | 3:20 | 42 | 3:15 | 43 | 3:10 | | | | | | | | | | | | | | |
| | 2:12:23 (39) | | 2:15:38 (38) | | 2:18:48 (37) | | | | | | | | | | | | | | |

38 Elkanah KIBET

USA 2 Jun 83 **2:19:33**

| | | | | | | | | | | | | | | | | | | | |
|----|--------------|----|--------------|----|--------------|----|--------------|----|--------------|----|--------------|----|--------------|----|--------------|----|--------------|----|--------------|
| 1 | 3:16 | 2 | 3:05 | 3 | 3:11 | 4 | 3:20 | 5 | 3:16 | 6 | 3:09 | 7 | 3:03 | 8 | 3:16 | 9 | 3:09 | 10 | 3:00 |
| | 3:16 (10) | | 6:21 (21) | | 9:32 (20) | | 12:52 (23) | | 16:08 (32) | | 19:17 (30) | | 22:20 (21) | | 25:36 (21) | | 28:45 (38) | | 31:45 (32) |
| 11 | 3:12 | 12 | 3:13 | 13 | 3:11 | 14 | 3:10 | 15 | 3:08 | 16 | 3:05 | 17 | 3:15 | 18 | 3:10 | 19 | 3:10 | 20 | 3:13 |
| | 34:57 (33) | | 38:10 (31) | | 41:21 (21) | | 44:31 (18) | | 47:39 (22) | | 50:44 (13) | | 53:59 (19) | | 57:09 (34) | | 1:00:19 (36) | | 1:03:32 (41) |
| 21 | 3:20 | 22 | 20 | 23 | 3:02 | 24 | 3:24 | 25 | 3:25 | 26 | 3:26 | 27 | 3:30 | 28 | 3:23 | 29 | 3:21 | 30 | 3:21 |
| | 1:06:52 (41) | | 1:07:12 (41) | | 1:10:14 (40) | | 1:13:38 (40) | | 1:17:03 (41) | | 1:20:29 (41) | | 1:23:59 (38) | | 1:27:22 (37) | | 1:30:43 (36) | | 1:34:04 (35) |
| 31 | 3:16 | 32 | 3:23 | 33 | 3:30 | 34 | 3:30 | 35 | 3:26 | 36 | 3:23 | 37 | 3:20 | 38 | 3:34 | 39 | 3:31 | 40 | 3:32 |
| | 1:37:20 (35) | | 1:40:43 (35) | | 1:44:13 (35) | | 1:47:43 (35) | | 1:51:09 (35) | | 1:54:32 (38) | | 1:57:52 (38) | | 2:01:26 (39) | | 2:04:57 (38) | | 2:08:29 (37) |
| 41 | 3:32 | 42 | 3:29 | 43 | 3:25 | | | | | | | | | | | | | | |
| | 2:12:01 (37) | | 2:15:30 (37) | | 2:18:55 (38) | | | | | | | | | | | | | | |

39 Julian SPENCE

AUS 7 Mar 86 **2:19:40**

| | | | | | | | | | | | | | | | | | | | |
|----|--------------|----|--------------|----|--------------|----|--------------|----|--------------|----|--------------|----|--------------|----|--------------|----|--------------|----|--------------|
| 1 | 3:20 | 2 | 3:16 | 3 | 3:19 | 4 | 3:22 | 5 | 3:20 | 6 | 3:19 | 7 | 3:23 | 8 | 3:18 | 9 | 3:21 | 10 | 3:19 |
| | 3:20 (64) | | 6:36 (64) | | 9:55 (64) | | 13:17 (63) | | 16:37 (62) | | 19:56 (62) | | 23:19 (62) | | 26:37 (63) | | 29:58 (63) | | 33:17 (62) |
| 11 | 3:21 | 12 | 3:18 | 13 | 3:19 | 14 | 3:20 | 15 | 3:20 | 16 | 3:17 | 17 | 3:18 | 18 | 3:19 | 19 | 3:14 | 20 | 3:16 |
| | 36:38 (62) | | 39:56 (61) | | 43:15 (61) | | 46:35 (62) | | 49:55 (62) | | 53:12 (62) | | 56:30 (62) | | 59:49 (63) | | 1:03:03 (62) | | 1:06:19 (61) |
| 21 | 3:14 | 22 | 19 | 23 | 2:57 | 24 | 3:14 | 25 | 3:16 | 26 | 3:17 | 27 | 3:14 | 28 | 3:16 | 29 | 3:19 | 30 | 3:17 |
| | 1:09:33 (60) | | 1:09:52 (60) | | 1:12:49 (57) | | 1:16:03 (57) | | 1:19:19 (55) | | 1:22:36 (55) | | 1:25:50 (52) | | 1:29:06 (50) | | 1:32:25 (48) | | 1:35:42 (47) |
| 31 | 3:18 | 32 | 3:21 | 33 | 3:18 | 34 | 3:19 | 35 | 3:21 | 36 | 3:22 | 37 | 3:19 | 38 | 3:21 | 39 | 3:21 | 40 | 3:22 |
| | 1:39:00 (47) | | 1:42:21 (46) | | 1:45:39 (45) | | 1:48:58 (44) | | 1:52:19 (44) | | 1:55:41 (43) | | 1:59:00 (43) | | 2:02:21 (43) | | 2:05:42 (41) | | 2:09:04 (40) |
| 41 | 3:23 | 42 | 3:18 | 43 | 3:18 | | | | | | | | | | | | | | |
| | 2:12:27 (40) | | 2:15:45 (39) | | 2:19:03 (39) | | | | | | | | | | | | | | |

40 Byambajav TSEVEENRAVDAN

MGL 7 Jul 90 **2:20:07**

| | | | | | | | | | | | | | | | | | | | |
|----|--------------|----|--------------|----|--------------|----|--------------|----|--------------|----|--------------|----|--------------|----|--------------|----|--------------|----|--------------|
| 1 | 3:17 | 2 | 3:11 | 3 | 3:12 | 4 | 3:13 | 5 | 3:17 | 6 | 3:11 | 7 | 3:10 | 8 | 3:15 | 9 | 3:18 | 10 | 3:13 |
| | 3:17 (46) | | 6:28 (52) | | 9:40 (51) | | 12:53 (46) | | 16:10 (49) | | 19:21 (47) | | 22:31 (52) | | 25:46 (51) | | 29:04 (53) | | 32:17 (52) |
| 11 | 3:11 | 12 | 3:10 | 13 | 3:12 | 14 | 3:11 | 15 | 3:11 | 16 | 3:13 | 17 | 3:13 | 18 | 3:15 | 19 | 3:11 | 20 | 3:12 |
| | 35:28 (52) | | 38:38 (51) | | 41:50 (50) | | 45:01 (51) | | 48:12 (50) | | 51:25 (49) | | 54:38 (49) | | 57:53 (50) | | 1:01:04 (50) | | 1:04:16 (50) |
| 21 | 3:12 | 22 | 18 | 23 | 2:54 | 24 | 3:13 | 25 | 3:14 | 26 | 3:14 | 27 | 3:15 | 28 | 3:17 | 29 | 3:17 | 30 | 3:17 |
| | 1:07:28 (48) | | 1:07:46 (48) | | 1:10:40 (45) | | 1:13:53 (45) | | 1:17:07 (42) | | 1:20:21 (39) | | 1:23:36 (36) | | 1:26:53 (35) | | 1:30:10 (33) | | 1:33:27 (33) |
| 31 | 3:20 | 32 | 3:24 | 33 | 3:24 | 34 | 3:25 | 35 | 3:28 | 36 | 3:31 | 37 | 3:31 | 38 | 3:40 | 39 | 3:38 | 40 | 3:46 |
| | 1:36:47 (32) | | 1:40:11 (31) | | 1:43:35 (31) | | 1:47:00 (32) | | 1:50:28 (33) | | 1:53:59 (33) | | 1:57:30 (33) | | 2:01:10 (36) | | 2:04:48 (36) | | 2:08:34 (38) |
| 41 | 3:44 | 42 | 3:40 | 43 | 3:32 | | | | | | | | | | | | | | |
| | 2:12:18 (38) | | 2:15:58 (40) | | 2:19:30 (40) | | | | | | | | | | | | | | |



RACE ANALYSIS
Marathon Men

SPLIT TIMES UPDATED

| 41 Lemawork KETEMA | | | | | | | | | | AUT 22 Oct 85 | | | | | | | | | | 2:20:45 | | | | | | | | | | | | | | | | | | | | | | | | | | | | | | | | | | | | | | | | | | | | | | | | | | | | | | | | | | | | | | | | | | | | |
|--------------------|------|---|------|---|------|---|------|---|------|---------------|------|---|------|---|------|---|------|----|------|---------|------|----|------|----|------|----|------|----|------|----|------|----|------|----|------|----|------|----|------|----|------|----|----|----|------|----|------|----|------|----|------|----|------|----|------|----|------|----|------|----|------|----|------|----|------|----|------|----|------|----|------|----|------|----|------|----|------|----|------|----|------|----|------|----|------|--------------|--------------|--------------|
| 1 | 3:17 | 2 | 3:05 | 3 | 3:11 | 4 | 3:18 | 5 | 3:16 | 6 | 3:09 | 7 | 3:08 | 8 | 3:14 | 9 | 3:10 | 10 | 3:10 | 11 | 3:14 | 12 | 3:12 | 13 | 3:12 | 14 | 3:12 | 15 | 3:17 | 16 | 3:20 | 17 | 3:14 | 18 | 3:20 | 19 | 3:21 | 20 | 3:21 | 21 | 3:21 | 22 | 19 | 23 | 3:03 | 24 | 3:23 | 25 | 3:25 | 26 | 3:23 | 27 | 3:23 | 28 | 3:20 | 29 | 3:21 | 30 | 3:23 | 31 | 3:23 | 32 | 3:27 | 33 | 3:29 | 34 | 3:26 | 35 | 3:28 | 36 | 3:29 | 37 | 3:27 | 38 | 3:30 | 39 | 3:32 | 40 | 3:32 | 41 | 3:30 | 42 | 3:32 | 43 | 3:21 | 2:13:15 (41) | 2:16:47 (41) | 2:20:08 (41) |

| 42 Thomas DE BOCK | | | | | | | | | | BEL 20 Aug 91 | | | | | | | | | | 2:21:13 | | | | | | | | | | | | | | | | | | | | | | | | | | | | | | | | | | | | | | | | | | | | | | | | | | | | | | | | | | | | | | | | | | | | |
|-------------------|------|---|------|---|------|---|------|---|------|---------------|------|---|------|---|------|---|------|----|------|---------|------|----|------|----|------|----|------|----|------|----|------|----|------|----|------|----|------|----|------|----|------|----|----|----|------|----|------|----|------|----|------|----|------|----|------|----|------|----|------|----|------|----|------|----|------|----|------|----|------|----|------|----|------|----|------|----|------|----|------|----|------|----|------|----|------|--------------|--------------|--------------|
| 1 | 3:18 | 2 | 3:13 | 3 | 3:17 | 4 | 3:18 | 5 | 3:18 | 6 | 3:17 | 7 | 3:16 | 8 | 3:16 | 9 | 3:20 | 10 | 3:20 | 11 | 3:19 | 12 | 3:18 | 13 | 3:16 | 14 | 3:19 | 15 | 3:14 | 16 | 3:14 | 17 | 3:19 | 18 | 3:17 | 19 | 3:14 | 20 | 3:13 | 21 | 3:13 | 22 | 19 | 23 | 2:54 | 24 | 3:17 | 25 | 3:18 | 26 | 3:20 | 27 | 3:20 | 28 | 3:23 | 29 | 3:23 | 30 | 3:24 | 31 | 3:24 | 32 | 3:25 | 33 | 3:23 | 34 | 3:27 | 35 | 3:29 | 36 | 3:29 | 37 | 3:30 | 38 | 3:28 | 39 | 3:33 | 40 | 3:32 | 41 | 3:31 | 42 | 3:29 | 43 | 3:27 | 2:13:38 (42) | 2:17:07 (42) | 2:20:34 (42) |

| 43 Stephen SCULLION | | | | | | | | | | IRL 9 Nov 88 | | | | | | | | | | 2:21:31 | | | | | | | | | | | | | | | | | | | | | | | | | | | | | | | | | | | | | | | | | | | | | | | | | | | | | | | | | | | | | | | | | | | | |
|---------------------|------|---|------|---|------|---|------|---|------|--------------|------|---|------|---|------|---|------|----|------|---------|------|----|------|----|------|----|------|----|------|----|------|----|------|----|------|----|------|----|------|----|------|----|----|----|------|----|------|----|------|----|------|----|------|----|------|----|------|----|------|----|------|----|------|----|------|----|------|----|------|----|------|----|------|----|------|----|------|----|------|----|------|----|------|----|------|--------------|--------------|--------------|
| 1 | 3:24 | 2 | 3:23 | 3 | 3:22 | 4 | 3:20 | 5 | 3:20 | 6 | 3:19 | 7 | 3:20 | 8 | 3:19 | 9 | 3:22 | 10 | 3:24 | 11 | 3:23 | 12 | 3:21 | 13 | 3:20 | 14 | 3:22 | 15 | 3:22 | 16 | 3:19 | 17 | 3:21 | 18 | 3:20 | 19 | 3:18 | 20 | 3:20 | 21 | 3:18 | 22 | 19 | 23 | 3:00 | 24 | 3:18 | 25 | 3:19 | 26 | 3:17 | 27 | 3:19 | 28 | 3:21 | 29 | 3:20 | 30 | 3:21 | 31 | 3:22 | 32 | 3:24 | 33 | 3:25 | 34 | 3:25 | 35 | 3:25 | 36 | 3:21 | 37 | 3:20 | 38 | 3:23 | 39 | 3:23 | 40 | 3:26 | 41 | 3:28 | 42 | 3:20 | 43 | 3:20 | 2:14:13 (45) | 2:17:33 (43) | 2:20:53 (43) |

| 44 Wellington BEZERRA DA SILVA | | | | | | | | | | BRA 19 Jun 88 | | | | | | | | | | 2:21:49 | | | | | | | | | | | | | | | | | | | | | | | | | | | | | | | | | | | | | | | | | | | | | | | | | | | | | | | | | | | | | | | | | | | | |
|--------------------------------|------|---|------|---|------|---|------|---|------|---------------|------|---|------|---|------|---|------|----|------|---------|------|----|------|----|------|----|------|----|------|----|------|----|------|----|------|----|------|----|------|----|------|----|----|----|------|----|------|----|------|----|------|----|------|----|------|----|------|----|------|----|------|----|------|----|------|----|------|----|------|----|------|----|------|----|------|----|------|----|------|----|------|----|------|----|------|--------------|--------------|--------------|
| 1 | 3:18 | 2 | 3:10 | 3 | 3:14 | 4 | 3:12 | 5 | 3:16 | 6 | 3:12 | 7 | 3:09 | 8 | 3:07 | 9 | 3:11 | 10 | 3:06 | 11 | 3:08 | 12 | 3:12 | 13 | 3:08 | 14 | 3:12 | 15 | 3:06 | 16 | 3:10 | 17 | 3:12 | 18 | 3:09 | 19 | 3:11 | 20 | 3:08 | 21 | 3:11 | 22 | 19 | 23 | 2:51 | 24 | 3:12 | 25 | 3:12 | 26 | 3:14 | 27 | 3:14 | 28 | 3:16 | 29 | 3:17 | 30 | 3:18 | 31 | 4:26 | 32 | 3:24 | 33 | 3:19 | 34 | 3:20 | 35 | 3:24 | 36 | 3:23 | 37 | 3:21 | 38 | 3:34 | 39 | 3:57 | 40 | 5:28 | 41 | 3:44 | 42 | 3:39 | 43 | 3:35 | 2:13:55 (43) | 2:17:34 (44) | 2:21:09 (44) |

| 45 Berhanu DEGEFA | | | | | | | | | | CAN 22 Nov 86 | | | | | | | | | | 2:22:28 | | | | | | | | | | | | | | | | | | | | | | | | | | | | | | | | | | | | | | | | | | | | | | | | | | | | | | | | | | | | | | | | | | | | |
|-------------------|------|---|------|---|------|---|------|---|------|---------------|------|---|------|---|------|---|------|----|------|---------|------|----|------|----|------|----|------|----|------|----|------|----|------|----|------|----|------|----|------|----|------|----|----|----|------|----|------|----|------|----|------|----|------|----|------|----|------|----|------|----|------|----|------|----|------|----|------|----|------|----|------|----|------|----|------|----|------|----|------|----|------|----|------|----|------|--------------|--------------|--------------|
| 1 | 3:17 | 2 | 3:12 | 3 | 3:14 | 4 | 3:16 | 5 | 3:21 | 6 | 3:19 | 7 | 3:18 | 8 | 3:16 | 9 | 3:21 | 10 | 3:19 | 11 | 3:19 | 12 | 3:18 | 13 | 3:17 | 14 | 3:18 | 15 | 3:18 | 16 | 3:15 | 17 | 3:18 | 18 | 3:17 | 19 | 3:16 | 20 | 3:19 | 21 | 3:21 | 22 | 19 | 23 | 3:00 | 24 | 3:21 | 25 | 3:21 | 26 | 3:20 | 27 | 3:24 | 28 | 3:25 | 29 | 3:24 | 30 | 3:23 | 31 | 3:28 | 32 | 3:30 | 33 | 3:29 | 34 | 3:29 | 35 | 3:30 | 36 | 3:31 | 37 | 3:23 | 38 | 3:31 | 39 | 3:32 | 40 | 3:36 | 41 | 3:42 | 42 | 3:37 | 43 | 3:31 | 2:14:43 (46) | 2:18:20 (45) | 2:21:51 (45) |



RACE ANALYSIS
Marathon Men

SPLIT TIMES UPDATED

46 Andrew EPPERSON USA 24 Nov 90 2:23:11

| | | | | | | | | | | | | | | | | | | | |
|----|--------------|----|--------------|----|--------------|----|--------------|----|--------------|----|--------------|----|--------------|----|--------------|----|--------------|----|--------------|
| 1 | 3:17 | 2 | 3:05 | 3 | 3:12 | 4 | 3:18 | 5 | 3:16 | 6 | 3:09 | 7 | 3:05 | 8 | 3:14 | 9 | 3:07 | 10 | 3:04 |
| | 3:17 (40) | | 6:22 (39) | | 9:34 (37) | | 12:52 (32) | | 16:08 (33) | | 19:17 (29) | | 22:22 (32) | | 25:36 (23) | | 28:43 (32) | | 31:47 (36) |
| 11 | 3:10 | 12 | 3:12 | 13 | 3:12 | 14 | 3:10 | 15 | 3:09 | 16 | 3:10 | 17 | 3:12 | 18 | 3:14 | 19 | 3:20 | 20 | 3:20 |
| | 34:57 (32) | | 38:09 (28) | | 41:21 (3) | | 44:31 (20) | | 47:40 (34) | | 50:50 (41) | | 54:02 (33) | | 57:16 (43) | | 1:00:36 (46) | | 1:03:56 (47) |
| 21 | 3:21 | 22 | 20 | 23 | 3:03 | 24 | 3:22 | 25 | 3:26 | 26 | 3:26 | 27 | 3:31 | 28 | 3:26 | 29 | 3:29 | 30 | 3:34 |
| | 1:07:17 (46) | | 1:07:37 (46) | | 1:10:40 (44) | | 1:14:02 (46) | | 1:17:28 (45) | | 1:20:54 (43) | | 1:24:25 (40) | | 1:27:51 (39) | | 1:31:20 (41) | | 1:34:54 (41) |
| 31 | 3:37 | 32 | 3:37 | 33 | 3:42 | 34 | 3:42 | 35 | 3:41 | 36 | 3:43 | 37 | 3:51 | 38 | 3:46 | 39 | 3:41 | 40 | 3:40 |
| | 1:38:31 (45) | | 1:42:08 (44) | | 1:45:50 (46) | | 1:49:32 (46) | | 1:53:13 (46) | | 1:56:56 (46) | | 2:00:47 (48) | | 2:04:33 (48) | | 2:08:14 (47) | | 2:11:54 (47) |
| 41 | 3:40 | 42 | 3:33 | 43 | 3:26 | | | | | | | | | | | | | | |
| | 2:15:34 (47) | | 2:19:07 (47) | | 2:22:33 (46) | | | | | | | | | | | | | | |

47 Munyaradzi JARI ZIM 2 Apr 90 2:23:34

| | | | | | | | | | | | | | | | | | | | |
|----|--------------|----|--------------|----|--------------|----|--------------|----|--------------|----|--------------|----|--------------|----|--------------|----|--------------|----|--------------|
| 1 | 3:17 | 2 | 3:03 | 3 | 3:12 | 4 | 3:20 | 5 | 3:15 | 6 | 3:10 | 7 | 3:02 | 8 | 3:17 | 9 | 3:04 | 10 | 3:00 |
| | 3:17 (33) | | 6:20 (18) | | 9:32 (23) | | 12:52 (28) | | 16:07 (16) | | 19:17 (21) | | 22:19 (11) | | 25:36 (22) | | 28:40 (18) | | 31:40 (2) |
| 11 | 3:17 | 12 | 3:12 | 13 | 3:14 | 14 | 3:09 | 15 | 3:07 | 16 | 3:05 | 17 | 3:13 | 18 | 3:03 | 19 | 3:00 | 20 | 3:05 |
| | 34:57 (22) | | 38:09 (25) | | 41:23 (41) | | 44:32 (28) | | 47:39 (13) | | 50:44 (6) | | 53:57 (9) | | 57:00 (5) | | 1:00:00 (15) | | 1:03:05 (20) |
| 21 | 3:15 | 22 | 18 | 23 | 3:00 | 24 | 3:25 | 25 | 3:13 | 26 | 3:13 | 27 | 3:13 | 28 | 3:14 | 29 | 3:14 | 30 | 3:14 |
| | 1:06:20 (25) | | 1:06:38 (25) | | 1:09:38 (28) | | 1:13:03 (35) | | 1:16:16 (34) | | 1:19:29 (31) | | 1:22:42 (30) | | 1:25:56 (28) | | 1:29:10 (28) | | 1:32:24 (29) |
| 31 | 3:15 | 32 | 3:17 | 33 | 3:20 | 34 | 3:24 | 35 | 3:37 | 36 | 3:51 | 37 | 3:58 | 38 | 4:05 | 39 | 4:00 | 40 | 4:06 |
| | 1:35:39 (28) | | 1:38:56 (28) | | 1:42:16 (28) | | 1:45:40 (28) | | 1:49:17 (28) | | 1:53:08 (28) | | 1:57:06 (31) | | 2:01:11 (37) | | 2:05:11 (40) | | 2:09:17 (41) |
| 41 | 4:39 | 42 | 4:24 | 43 | 4:23 | | | | | | | | | | | | | | |
| | 2:13:56 (44) | | 2:18:20 (46) | | 2:22:43 (47) | | | | | | | | | | | | | | |

48 Dmitrijs SERJOGINS LAT 23 Feb 93 2:24:00 PB

| | | | | | | | | | | | | | | | | | | | |
|----|--------------|----|--------------|----|--------------|----|--------------|----|--------------|----|--------------|----|--------------|----|--------------|----|--------------|----|--------------|
| 1 | 3:24 | 2 | 3:23 | 3 | 3:24 | 4 | 3:23 | 5 | 3:23 | 6 | 3:25 | 7 | 3:24 | 8 | 3:21 | 9 | 3:24 | 10 | 3:21 |
| | 3:24 (69) | | 6:47 (68) | | 10:11 (70) | | 13:34 (71) | | 16:57 (71) | | 20:22 (70) | | 23:46 (72) | | 27:07 (72) | | 30:31 (70) | | 33:52 (68) |
| 11 | 3:24 | 12 | 3:22 | 13 | 3:23 | 14 | 3:24 | 15 | 3:21 | 16 | 3:23 | 17 | 3:23 | 18 | 3:21 | 19 | 3:22 | 20 | 3:23 |
| | 37:16 (69) | | 40:38 (69) | | 44:01 (69) | | 47:25 (69) | | 50:46 (68) | | 54:09 (69) | | 57:32 (69) | | 1:00:53 (70) | | 1:04:15 (66) | | 1:07:38 (65) |
| 21 | 3:22 | 22 | 20 | 23 | 3:02 | 24 | 3:22 | 25 | 3:23 | 26 | 3:22 | 27 | 3:25 | 28 | 3:24 | 29 | 3:25 | 30 | 3:26 |
| | 1:11:00 (66) | | 1:11:20 (66) | | 1:14:22 (65) | | 1:17:44 (64) | | 1:21:07 (62) | | 1:24:29 (59) | | 1:27:54 (58) | | 1:31:18 (56) | | 1:34:43 (54) | | 1:38:09 (54) |
| 31 | 3:29 | 32 | 3:28 | 33 | 3:26 | 34 | 3:26 | 35 | 3:29 | 36 | 3:24 | 37 | 3:22 | 38 | 3:31 | 39 | 3:28 | 40 | 3:32 |
| | 1:41:38 (55) | | 1:45:06 (53) | | 1:48:32 (49) | | 1:51:58 (49) | | 1:55:27 (49) | | 1:58:51 (49) | | 2:02:13 (49) | | 2:05:44 (49) | | 2:09:12 (48) | | 2:12:44 (48) |
| 41 | 3:35 | 42 | 3:33 | 43 | 3:31 | | | | | | | | | | | | | | |
| | 2:16:19 (48) | | 2:19:52 (48) | | 2:23:23 (48) | | | | | | | | | | | | | | |

49 Andrey PETROV UZB 13 Oct 86 2:24:54

| | | | | | | | | | | | | | | | | | | | |
|----|--------------|----|--------------|----|--------------|----|--------------|----|--------------|----|--------------|----|--------------|----|--------------|----|--------------|----|--------------|
| 1 | 3:19 | 2 | 3:20 | 3 | 3:20 | 4 | 3:23 | 5 | 3:22 | 6 | 3:22 | 7 | 3:21 | 8 | 3:24 | 9 | 3:25 | 10 | 3:22 |
| | 3:19 (63) | | 6:39 (65) | | 9:59 (65) | | 13:22 (65) | | 16:44 (65) | | 20:06 (66) | | 23:27 (66) | | 26:51 (68) | | 30:16 (68) | | 33:38 (66) |
| 11 | 3:24 | 12 | 3:25 | 13 | 3:25 | 14 | 3:25 | 15 | 3:25 | 16 | 3:27 | 17 | 3:22 | 18 | 3:22 | 19 | 3:22 | 20 | 3:23 |
| | 37:02 (66) | | 40:27 (65) | | 43:52 (65) | | 47:17 (66) | | 50:42 (66) | | 54:09 (70) | | 57:31 (67) | | 1:00:53 (68) | | 1:04:15 (67) | | 1:07:38 (68) |
| 21 | 3:22 | 22 | 20 | 23 | 3:02 | 24 | 3:22 | 25 | 3:23 | 26 | 3:23 | 27 | 3:24 | 28 | 3:24 | 29 | 3:25 | 30 | 3:26 |
| | 1:11:00 (67) | | 1:11:20 (68) | | 1:14:22 (63) | | 1:17:44 (64) | | 1:21:07 (63) | | 1:24:30 (61) | | 1:27:54 (56) | | 1:31:18 (53) | | 1:34:43 (55) | | 1:38:09 (52) |
| 31 | 3:29 | 32 | 3:28 | 33 | 3:27 | 34 | 3:27 | 35 | 3:27 | 36 | 3:29 | 37 | 3:27 | 38 | 3:29 | 39 | 3:33 | 40 | 3:35 |
| | 1:41:38 (54) | | 1:45:06 (52) | | 1:48:33 (51) | | 1:52:00 (50) | | 1:55:27 (50) | | 1:58:56 (50) | | 2:02:23 (50) | | 2:05:52 (50) | | 2:09:25 (49) | | 2:13:00 (49) |
| 41 | 3:38 | 42 | 3:46 | 43 | 3:50 | | | | | | | | | | | | | | |
| | 2:16:38 (49) | | 2:20:24 (49) | | 2:24:14 (49) | | | | | | | | | | | | | | |

50 Ihor POROZOV UKR 22 Mar 91 2:26:11

| | | | | | | | | | | | | | | | | | | | |
|----|--------------|----|--------------|----|--------------|----|--------------|----|--------------|----|--------------|----|--------------|----|--------------|----|--------------|----|--------------|
| 1 | 3:25 | 2 | 3:22 | 3 | 3:22 | 4 | 3:25 | 5 | 3:23 | 6 | 3:25 | 7 | 3:23 | 8 | 3:22 | 9 | 3:24 | 10 | 3:21 |
| | 3:25 (72) | | 6:47 (67) | | 10:09 (68) | | 13:34 (69) | | 16:57 (70) | | 20:22 (69) | | 23:45 (69) | | 27:07 (69) | | 30:31 (69) | | 33:52 (69) |
| 11 | 3:24 | 12 | 3:22 | 13 | 3:23 | 14 | 3:24 | 15 | 3:21 | 16 | 3:22 | 17 | 3:23 | 18 | 3:22 | 19 | 3:22 | 20 | 3:23 |
| | 37:16 (68) | | 40:38 (66) | | 44:01 (67) | | 47:25 (68) | | 50:46 (67) | | 54:08 (66) | | 57:31 (66) | | 1:00:53 (67) | | 1:04:15 (68) | | 1:07:38 (66) |
| 21 | 3:21 | 22 | 20 | 23 | 3:03 | 24 | 3:22 | 25 | 3:23 | 26 | 3:22 | 27 | 3:25 | 28 | 3:24 | 29 | 3:25 | 30 | 3:26 |
| | 1:10:59 (65) | | 1:11:19 (65) | | 1:14:22 (64) | | 1:17:44 (63) | | 1:21:07 (60) | | 1:24:29 (60) | | 1:27:54 (57) | | 1:31:18 (55) | | 1:34:43 (52) | | 1:38:09 (53) |
| 31 | 3:29 | 32 | 3:47 | 33 | 3:35 | 34 | 3:39 | 35 | 3:40 | 36 | 3:37 | 37 | 3:43 | 38 | 3:37 | 39 | 3:40 | 40 | 3:42 |
| | 1:41:38 (52) | | 1:45:25 (54) | | 1:49:00 (53) | | 1:52:39 (53) | | 1:56:19 (52) | | 1:59:56 (52) | | 2:03:39 (52) | | 2:07:16 (52) | | 2:10:56 (51) | | 2:14:38 (51) |
| 41 | 3:41 | 42 | 3:37 | 43 | 3:38 | | | | | | | | | | | | | | |
| | 2:18:19 (51) | | 2:21:56 (51) | | 2:25:34 (51) | | | | | | | | | | | | | | |



RACE ANALYSIS
Marathon Men

SPLIT TIMES UPDATED

| 51 Vagner DA SILVA NORONHA | | | | | | | | | | BRA 5 Jul 84 | | | | | | | | | | 2:26:11 | | | | | | | | | | | | | | | | | | | | | | | | | | | | | | | | | | | | | | | | | | | | | | | | | | | | | | | | | | | | | | | | | | | | | | | | | | | | | | | | | | | | | | | | | | | | | | | | | | | | | |
|----------------------------|------|---|------|---|------|---|------|---|------|--------------|------|---|------|---|------|---|------|----|------|---------|------|----|------|----|------|----|------|----|------|----|------|----|------|----|------|----|------|----|------|----|------|----|----|----|------|----|------|----|------|----|------|----|------|----|------|----|------|----|------|----|------|----|------|----|------|----|------|----|------|----|------|----|------|----|------|----|------|----|------|----|------|----|------|----|------|--|--|--|--|--|--|--|--|--|--|--|--|--|--|--|--------------|--------------|--------------|--|--|--|--|--|--|--|--|--|--|--|--|--|--|--|--|--|--|
| 1 | 3:21 | 2 | 3:23 | 3 | 3:27 | 4 | 3:23 | 5 | 3:23 | 6 | 3:25 | 7 | 3:24 | 8 | 3:21 | 9 | 3:24 | 10 | 3:22 | 11 | 3:23 | 12 | 3:22 | 13 | 3:23 | 14 | 3:23 | 15 | 3:22 | 16 | 3:22 | 17 | 3:24 | 18 | 3:21 | 19 | 3:23 | 20 | 3:22 | 21 | 3:22 | 22 | 20 | 23 | 3:02 | 24 | 3:22 | 25 | 3:23 | 26 | 3:22 | 27 | 3:26 | 28 | 3:23 | 29 | 3:25 | 30 | 3:25 | 31 | 3:29 | 32 | 3:29 | 33 | 3:27 | 34 | 3:28 | 35 | 3:27 | 36 | 3:31 | 37 | 3:33 | 38 | 3:38 | 39 | 3:41 | 40 | 3:44 | 41 | 3:52 | 42 | 4:00 | 43 | 3:59 | | | | | | | | | | | | | | | | 2:17:27 (50) | 2:21:27 (50) | 2:25:26 (50) | | | | | | | | | | | | | | | | | | |

| 52 Isaac MPOFU | | | | | | | | | | ZIM 20 Aug 88 | | | | | | | | | | 2:29:24 | | | | | | | | | | | | | | | | | | | | | | | | | | | | | | | | | | | | | | | | | | | | | | | | | | | | | | | | | | | | | | | | | | | | | | | | | | | | | | | | | | | | | | | | | | | | | | | | | | | | | |
|----------------|------|---|------|---|------|---|------|---|------|---------------|------|---|------|---|------|---|------|----|------|---------|------|----|------|----|------|----|------|----|------|----|------|----|------|----|------|----|------|----|------|----|------|----|----|----|------|----|------|----|------|----|------|----|------|----|------|----|------|----|------|----|------|----|------|----|------|----|------|----|------|----|------|----|------|----|------|----|------|----|------|----|------|----|------|----|------|--|--|--|--|--|--|--|--|--|--|--|--|--|--|--|--------------|--------------|--------------|--|--|--|--|--|--|--|--|--|--|--|--|--|--|--|--|--|--|
| 1 | 3:17 | 2 | 3:04 | 3 | 3:10 | 4 | 3:21 | 5 | 3:15 | 6 | 3:10 | 7 | 3:03 | 8 | 3:16 | 9 | 3:05 | 10 | 3:02 | 11 | 3:13 | 12 | 3:13 | 13 | 3:12 | 14 | 3:12 | 15 | 3:08 | 16 | 3:07 | 17 | 3:11 | 18 | 3:08 | 19 | 3:09 | 20 | 3:11 | 21 | 3:12 | 22 | 19 | 23 | 2:54 | 24 | 3:12 | 25 | 3:18 | 26 | 3:25 | 27 | 3:28 | 28 | 3:33 | 29 | 3:38 | 30 | 7:45 | 31 | 3:28 | 32 | 3:28 | 33 | 3:27 | 34 | 3:53 | 35 | 3:55 | 36 | 3:59 | 37 | 3:58 | 38 | 4:00 | 39 | 4:00 | 40 | 3:56 | 41 | 4:10 | 42 | 4:05 | 43 | 4:08 | | | | | | | | | | | | | | | | 2:20:24 (52) | 2:24:29 (52) | 2:28:37 (52) | | | | | | | | | | | | | | | | | | |

| 53 Uladzislau PRAMAU | | | | | | | | | | BLR 3 Aug 84 | | | | | | | | | | 2:31:04 | | | | | | | | | | | | | | | | | | | | | | | | | | | | | | | | | | | | | | | | | | | | | | | | | | | | | | | | | | | | | | | | | | | | | | | | | | | | | | | | | | | | | | | | | | | | | | | | | | | | | |
|----------------------|------|---|------|---|------|---|------|---|------|--------------|------|---|------|---|------|---|------|----|------|---------|------|----|------|----|------|----|------|----|------|----|------|----|------|----|------|----|------|----|------|----|------|----|----|----|------|----|------|----|------|----|------|----|------|----|------|----|------|----|------|----|------|----|------|----|------|----|------|----|------|----|------|----|------|----|------|----|------|----|------|----|------|----|------|----|------|--|--|--|--|--|--|--|--|--|--|--|--|--|--|--|--------------|--------------|--------------|--|--|--|--|--|--|--|--|--|--|--|--|--|--|--|--|--|--|
| 1 | 3:24 | 2 | 3:23 | 3 | 3:24 | 4 | 3:23 | 5 | 3:23 | 6 | 3:25 | 7 | 3:24 | 8 | 3:21 | 9 | 3:24 | 10 | 3:22 | 11 | 3:23 | 12 | 3:22 | 13 | 3:23 | 14 | 3:24 | 15 | 3:21 | 16 | 3:23 | 17 | 3:23 | 18 | 3:21 | 19 | 3:22 | 20 | 3:23 | 21 | 3:23 | 22 | 19 | 23 | 3:04 | 24 | 3:25 | 25 | 3:28 | 26 | 3:32 | 27 | 3:31 | 28 | 3:36 | 29 | 3:37 | 30 | 3:34 | 31 | 3:37 | 32 | 3:41 | 33 | 4:06 | 34 | 3:43 | 35 | 3:49 | 36 | 3:46 | 37 | 4:17 | 38 | 3:44 | 39 | 3:50 | 40 | 3:58 | 41 | 4:22 | 42 | 4:11 | 43 | 4:07 | | | | | | | | | | | | | | | | 2:22:00 (53) | 2:26:11 (53) | 2:30:18 (53) | | | | | | | | | | | | | | | | | | |

| 54 Ser-Od BAT-OCHIR | | | | | | | | | | MGL 7 Oct 81 | | | | | | | | | | 2:36:01 | | | | | | | | | | | | | | | | | | | | | | | | | | | | | | | | | | | | | | | | | | | | | | | | | | | | | | | | | | | | | | | | | | | | | | | | | | | | | | | | | | | | | | | | | | | | | | | | | | | | | |
|---------------------|------|---|------|---|------|---|------|---|------|--------------|------|---|------|---|------|---|------|----|------|---------|------|----|------|----|------|----|------|----|------|----|------|----|------|----|------|----|------|----|------|----|------|----|----|----|------|----|------|----|------|----|------|----|------|----|------|----|------|----|------|----|------|----|------|----|------|----|------|----|------|----|------|----|------|----|------|----|------|----|------|----|------|----|------|----|------|--|--|--|--|--|--|--|--|--|--|--|--|--|--|--|--------------|--------------|--------------|--|--|--|--|--|--|--|--|--|--|--|--|--|--|--|--|--|--|
| 1 | 3:17 | 2 | 3:10 | 3 | 3:14 | 4 | 3:12 | 5 | 3:17 | 6 | 3:11 | 7 | 3:11 | 8 | 3:16 | 9 | 3:16 | 10 | 3:19 | 11 | 3:18 | 12 | 3:24 | 13 | 3:26 | 14 | 3:26 | 15 | 3:22 | 16 | 3:14 | 17 | 3:20 | 18 | 3:26 | 19 | 3:25 | 20 | 3:28 | 21 | 3:30 | 22 | 20 | 23 | 3:09 | 24 | 3:35 | 25 | 3:33 | 26 | 3:38 | 27 | 3:42 | 28 | 3:45 | 29 | 3:52 | 30 | 3:53 | 31 | 4:21 | 32 | 3:58 | 33 | 4:02 | 34 | 4:33 | 35 | 4:07 | 36 | 4:05 | 37 | 4:11 | 38 | 4:25 | 39 | 4:53 | 40 | 4:52 | 41 | 4:21 | 42 | 4:17 | 43 | 4:03 | | | | | | | | | | | | | | | | 2:26:57 (54) | 2:31:14 (54) | 2:35:17 (54) | | | | | | | | | | | | | | | | | | |

| 55 Nicolás CUESTAS | | | | | | | | | | URU 8 Dec 86 | | | | | | | | | | 2:40:05 | | | | | | | | | | | | | | | | | | | | | | | | | | | | | | | | | | | | | | | | | | | | | | | | | | | | | | | | | | | | | | | | | | | | | | | | | | | | | | | | | | | | | | | | | | | | | | | | | | | | | |
|--------------------|------|---|------|---|------|---|------|---|------|--------------|------|---|------|---|------|---|------|----|------|---------|------|----|------|----|------|----|------|----|------|----|------|----|------|----|------|----|------|----|------|----|------|----|----|----|------|----|------|----|------|----|------|----|------|----|------|----|------|----|------|----|------|----|------|----|------|----|------|----|------|----|------|----|------|----|------|----|------|----|------|----|------|----|------|----|------|--|--|--|--|--|--|--|--|--|--|--|--|--|--|--|--------------|--------------|--------------|--|--|--|--|--|--|--|--|--|--|--|--|--|--|--|--|--|--|
| 1 | 3:18 | 2 | 3:10 | 3 | 3:15 | 4 | 3:16 | 5 | 3:18 | 6 | 3:15 | 7 | 3:11 | 8 | 3:12 | 9 | 3:14 | 10 | 3:13 | 11 | 3:15 | 12 | 3:19 | 13 | 3:14 | 14 | 3:13 | 15 | 3:15 | 16 | 3:15 | 17 | 3:16 | 18 | 3:15 | 19 | 3:16 | 20 | 3:28 | 21 | 3:14 | 22 | 18 | 23 | 2:58 | 24 | 3:34 | 25 | 3:21 | 26 | 3:21 | 27 | 3:40 | 28 | 3:29 | 29 | 3:40 | 30 | 3:31 | 31 | 4:07 | 32 | 4:26 | 33 | 6:04 | 34 | 3:41 | 35 | 3:54 | 36 | 3:46 | 37 | 4:14 | 38 | 4:25 | 39 | 8:57 | 40 | 4:56 | 41 | 5:35 | 42 | 4:55 | 43 | 3:59 | | | | | | | | | | | | | | | | 2:30:19 (55) | 2:35:14 (55) | 2:39:13 (55) | | | | | | | | | | | | | | | | | | |

| Bujie DUO | | | | | | | | | | CHN 16 Feb 94 | | | | | | | | | | DNF | | | | | | | | | | | | | | | | | | | | | | | | | | | | | | | | | | | | | | | | | | | | | | | | | | | | | | | | | | | | |
|-----------|------|---|------|---|------|---|------|---|------|---------------|------|---|------|---|------|---|------|----|------|-----|------|----|------|----|------|----|------|----|------|----|------|----|------|----|------|----|------|----|------|----|------|----|----|----|------|----|------|----|------|----|------|----|------|----|-------|----|------|--|--|--------------|--------------|--------------|--------------|--------------|--------------|--------------|--------------|--------------|--|--|--|--|--|--|--|--|--|--|--|--|
| 1 | 3:17 | 2 | 3:03 | 3 | 3:12 | 4 | 3:20 | 5 | 3:16 | 6 | 3:09 | 7 | 3:03 | 8 | 3:16 | 9 | 3:01 | 10 | 3:04 | 11 | 3:16 | 12 | 3:11 | 13 | 3:13 | 14 | 3:09 | 15 | 3:09 | 16 | 3:05 | 17 | 3:14 | 18 | 3:04 | 19 | 2:54 | 20 | 3:02 | 21 | 3:05 | 22 | 19 | 23 | 2:46 | 24 | 3:02 | 25 | 3:14 | 26 | 3:40 | 27 | 5:54 | 28 | 11:14 | 29 | 2:08 | | | 1:06:03 (16) | 1:06:22 (17) | 1:09:08 (14) | 1:12:10 (14) | 1:15:24 (15) | 1:19:04 (24) | 1:24:58 (46) | 1:36:12 (59) | 1:38:20 (58) | | | | | | | | | | | | |



RACE ANALYSIS

Marathon Men

SPLIT TIMES UPDATED

Evans KIPLAGAT

AZE

5 Mar 88

DNF

| | | | | | | | | | | | | | | | | | | | |
|----|--------------|----|--------------|----|--------------|----|--------------|----|--------------|----|--------------|----|------------|----|------------|----|--------------|----|--------------|
| 1 | 3:17 | 2 | 3:04 | 3 | 3:13 | 4 | 3:18 | 5 | 3:16 | 6 | 3:09 | 7 | 3:03 | 8 | 3:17 | 9 | 3:04 | 10 | 3:02 |
| | 3:17 (41) | | 6:21 (27) | | 9:34 (34) | | 12:52 (31) | | 16:08 (28) | | 19:17 (27) | | 22:20 (19) | | 25:37 (28) | | 28:41 (21) | | 31:43 (23) |
| 11 | 3:14 | 12 | 3:12 | 13 | 3:12 | 14 | 3:10 | 15 | 3:08 | 16 | 3:06 | 17 | 3:15 | 18 | 3:09 | 19 | 3:10 | 20 | 3:09 |
| | 34:57 (29) | | 38:09 (24) | | 41:21 (18) | | 44:31 (24) | | 47:39 (27) | | 50:45 (28) | | 54:00 (29) | | 57:09 (33) | | 1:00:19 (37) | | 1:03:28 (38) |
| 21 | 3:05 | 22 | 18 | 23 | 2:47 | 24 | 3:12 | 25 | 3:23 | 26 | 3:22 | | | | | | | | |
| | 1:06:33 (34) | | 1:06:51 (34) | | 1:09:38 (27) | | 1:12:50 (30) | | 1:16:13 (31) | | 1:19:35 (35) | | | | | | | | |

Olivier IRABARUTA

BDI

25 Aug 90

DNF

| | | | | | | | | | | | | | | | | | | | |
|----|--------------|----|--------------|----|--------------|----|--------------|----|--------------|----|------------|----|------------|----|------------|----|--------------|----|--------------|
| 1 | 3:18 | 2 | 3:05 | 3 | 3:11 | 4 | 3:19 | 5 | 3:16 | 6 | 3:11 | 7 | 3:03 | 8 | 3:14 | 9 | 3:07 | 10 | 3:01 |
| | 3:18 (48) | | 6:23 (43) | | 9:34 (36) | | 12:53 (43) | | 16:09 (42) | | 19:20 (46) | | 22:23 (37) | | 25:37 (32) | | 28:44 (36) | | 31:45 (29) |
| 11 | 3:12 | 12 | 3:12 | 13 | 3:12 | 14 | 3:09 | 15 | 3:09 | 16 | 3:05 | 17 | 3:14 | 18 | 3:09 | 19 | 3:01 | 20 | 3:05 |
| | 34:57 (20) | | 38:09 (18) | | 41:21 (26) | | 44:30 (14) | | 47:39 (29) | | 50:44 (23) | | 53:58 (17) | | 57:07 (26) | | 1:00:08 (23) | | 1:03:13 (25) |
| 21 | 3:06 | 22 | 18 | 23 | 2:47 | 24 | 3:10 | 25 | 3:18 | | | | | | | | | | |
| | 1:06:19 (24) | | 1:06:37 (24) | | 1:09:24 (20) | | 1:12:34 (21) | | 1:15:52 (24) | | | | | | | | | | |

Benson SEUREI

BRN

27 Mar 84

DNF

| | | | | | | | | | | | | | | | | | | | |
|----|--------------|----|--------------|----|--------------|----|--------------|----|------------|----|------------|----|------------|----|------------|----|--------------|----|--------------|
| 1 | 3:17 | 2 | 3:05 | 3 | 3:11 | 4 | 3:19 | 5 | 3:16 | 6 | 3:09 | 7 | 3:04 | 8 | 3:15 | 9 | 3:06 | 10 | 3:01 |
| | 3:17 (42) | | 6:22 (41) | | 9:33 (30) | | 12:52 (22) | | 16:08 (21) | | 19:17 (23) | | 22:21 (22) | | 25:36 (26) | | 28:42 (26) | | 31:43 (24) |
| 11 | 3:14 | 12 | 3:12 | 13 | 3:12 | 14 | 3:13 | 15 | 3:06 | 16 | 3:05 | 17 | 3:15 | 18 | 3:06 | 19 | 3:04 | 20 | 3:09 |
| | 34:57 (25) | | 38:09 (26) | | 41:21 (22) | | 44:34 (40) | | 47:40 (32) | | 50:45 (26) | | 54:00 (30) | | 57:06 (23) | | 1:00:10 (27) | | 1:03:19 (29) |
| 21 | 3:13 | 22 | 18 | 23 | 2:58 | 24 | 3:21 | | | | | | | | | | | | |
| | 1:06:32 (33) | | 1:06:50 (33) | | 1:09:48 (33) | | 1:13:09 (38) | | | | | | | | | | | | |

Solomon MUTAI

UGA

22 Oct 92

DNF

| | | | | | | | | | | | | | | | | | | | |
|----|--------------|----|--------------|----|--------------|----|--------------|----|--------------|----|--------------|----|--------------|----|------------|----|------------|----|--------------|
| 1 | 3:18 | 2 | 3:03 | 3 | 3:11 | 4 | 3:20 | 5 | 3:14 | 6 | 3:10 | 7 | 3:03 | 8 | 3:17 | 9 | 3:03 | 10 | 3:01 |
| | 3:18 (50) | | 6:21 (28) | | 9:32 (21) | | 12:52 (16) | | 16:06 (4) | | 19:16 (11) | | 22:19 (12) | | 25:36 (18) | | 28:39 (14) | | 31:40 (3) |
| 11 | 3:16 | 12 | 3:14 | 13 | 3:12 | 14 | 3:09 | 15 | 3:09 | 16 | 3:04 | 17 | 3:20 | 18 | 3:00 | 19 | 2:55 | 20 | 2:58 |
| | 34:56 (13) | | 38:10 (34) | | 41:22 (34) | | 44:31 (26) | | 47:40 (30) | | 50:44 (18) | | 54:04 (43) | | 57:04 (15) | | 59:59 (14) | | 1:02:57 (11) |
| 21 | 3:03 | 22 | 18 | 23 | 2:50 | 24 | 3:06 | 25 | 3:23 | 26 | 3:13 | 29 | 2:07 | | | | | | |
| | 1:06:00 (13) | | 1:06:18 (12) | | 1:09:08 (16) | | 1:12:14 (16) | | 1:15:37 (18) | | 1:18:50 (18) | | 1:38:20 (60) | | | | | | |

Mohamed Reda EL AARABY

MAR

12 Nov 89

DNF

| | | | | | | | | | | | | | | | | | | | |
|----|--------------|----|--------------|----|--------------|----|--------------|----|--------------|----|--------------|----|--------------|----|--------------|----|--------------|----|--------------|
| 1 | 3:17 | 2 | 3:05 | 3 | 3:08 | 4 | 3:23 | 5 | 3:18 | 6 | 3:12 | 7 | 3:07 | 8 | 3:09 | 9 | 3:10 | 10 | 3:05 |
| | 3:17 (26) | | 6:22 (35) | | 9:30 (6) | | 12:53 (41) | | 16:11 (52) | | 19:23 (53) | | 22:30 (48) | | 25:39 (50) | | 28:49 (47) | | 31:54 (42) |
| 11 | 3:09 | 12 | 3:11 | 13 | 3:09 | 14 | 3:13 | 15 | 3:07 | 16 | 3:03 | 17 | 3:18 | 18 | 3:04 | 19 | 2:56 | 20 | 2:57 |
| | 35:03 (41) | | 38:14 (41) | | 41:23 (39) | | 44:36 (46) | | 47:43 (44) | | 50:46 (33) | | 54:04 (42) | | 57:08 (31) | | 1:00:04 (20) | | 1:03:01 (16) |
| 21 | 2:58 | 22 | 17 | 23 | 2:43 | 24 | 3:04 | 25 | 3:07 | 26 | 3:02 | 27 | 3:05 | 28 | 3:04 | 29 | 3:13 | 30 | 3:25 |
| | 1:05:59 (10) | | 1:06:16 (9) | | 1:08:59 (10) | | 1:12:03 (9) | | 1:15:10 (13) | | 1:18:12 (13) | | 1:21:17 (11) | | 1:24:21 (13) | | 1:27:34 (12) | | 1:30:59 (12) |
| 31 | 3:20 | 32 | 3:24 | 33 | 3:27 | 34 | 3:19 | 35 | 3:12 | 36 | 3:20 | 37 | 3:27 | 38 | 3:33 | 39 | 15:23 | | |
| | 1:34:19 (15) | | 1:37:43 (16) | | 1:41:10 (16) | | 1:44:29 (17) | | 1:47:41 (17) | | 1:51:01 (17) | | 1:54:28 (18) | | 1:58:01 (20) | | 2:13:24 (53) | | |

Mert GIRMALEGESSE

TUR

30 Nov 87

DNF

| | | | | | | | | | | | | | | | | | | | |
|----|------------|---|-----------|---|----------|---|-----------|---|-----------|---|-----------|---|------------|---|------------|---|------------|----|------------|
| 1 | 3:17 | 2 | 3:03 | 3 | 3:10 | 4 | 3:21 | 5 | 3:15 | 6 | 3:10 | 7 | 3:14 | 8 | 3:16 | 9 | 3:20 | 10 | 3:35 |
| | 3:17 (38) | | 6:20 (19) | | 9:30 (7) | | 12:51 (3) | | 16:06 (7) | | 19:16 (9) | | 22:30 (49) | | 25:46 (52) | | 29:06 (55) | | 32:41 (55) |
| 11 | 3:38 | | | | | | | | | | | | | | | | | | |
| | 36:19 (60) | | | | | | | | | | | | | | | | | | |

Daniele MEUCCI

ITA

7 Oct 85

DNF

| | | | | | | | | | | | | | | | | | | | |
|----|--------------|----|--------------|----|--------------|----|--------------|----|--------------|----|--------------|----|--------------|----|--------------|----|--------------|----|--------------|
| 1 | 3:15 | 2 | 3:07 | 3 | 3:14 | 4 | 3:15 | 5 | 3:16 | 6 | 3:12 | 7 | 3:08 | 8 | 3:11 | 9 | 3:10 | 10 | 3:05 |
| | 3:15 (5) | | 6:22 (33) | | 9:36 (43) | | 12:51 (6) | | 16:07 (14) | | 19:19 (39) | | 22:27 (42) | | 25:38 (45) | | 28:48 (40) | | 31:53 (39) |
| 11 | 3:09 | 12 | 3:12 | 13 | 3:09 | 14 | 3:12 | 15 | 3:12 | 16 | 3:10 | 17 | 3:08 | 18 | 3:15 | 19 | 3:13 | 20 | 3:13 |
| | 35:02 (39) | | 38:14 (40) | | 41:23 (38) | | 44:35 (42) | | 47:47 (47) | | 50:57 (47) | | 54:05 (45) | | 57:20 (45) | | 1:00:33 (44) | | 1:03:46 (43) |
| 21 | 4:04 | 22 | 18 | 23 | 2:41 | 24 | 2:58 | 25 | 3:05 | 26 | 3:04 | 27 | 3:04 | 28 | 3:07 | 29 | 3:09 | 30 | 3:07 |
| | 1:07:50 (50) | | 1:08:08 (50) | | 1:10:49 (46) | | 1:13:47 (42) | | 1:16:52 (39) | | 1:19:56 (37) | | 1:23:00 (33) | | 1:26:07 (32) | | 1:29:16 (30) | | 1:32:23 (26) |
| 31 | 3:18 | | | | | | | | | | | | | | | | | | |
| | 1:35:41 (29) | | | | | | | | | | | | | | | | | | |

Tony Ah-Thit PAYNE

THA

13 Jan 89

DNF

| | | | | | | | | | | | | | | | | | | | |
|----|------------|----|------------|----|------------|----|------------|----|------------|----|------------|---|------------|---|------------|---|------------|----|------------|
| 1 | 3:20 | 2 | 3:16 | 3 | 3:19 | 4 | 3:22 | 5 | 3:20 | 6 | 3:20 | 7 | 3:24 | 8 | 3:25 | 9 | 3:28 | 10 | 3:26 |
| | 3:20 (65) | | 6:36 (63) | | 9:55 (63) | | 13:17 (64) | | 16:37 (64) | | 19:57 (64) | | 23:21 (65) | | 26:46 (65) | | 30:14 (66) | | 33:40 (67) |
| 11 | 3:30 | 12 | 3:29 | 13 | 3:31 | 14 | 3:35 | 15 | 3:36 | 16 | 3:38 | | | | | | | | |
| | 37:10 (67) | | 40:39 (70) | | 44:10 (70) | | 47:45 (71) | | 51:21 (71) | | 54:59 (71) | | | | | | | | |

Augustino Paulo SULLE

TAN

13 Oct 97

DNF

| | | | | | | | | | | | | | | | | | | | |
|----|------------|----|------------|----|------------|----|------------|----|------------|----|------------|----|------------|----|------------|----|--------------|----|------------|
| 1 | 3:18 | 2 | 3:05 | 3 | 3:13 | 4 | 3:17 | 5 | 3:17 | 6 | 3:10 | 7 | 3:05 | 8 | 3:14 | 9 | 3:13 | 10 | 3:13 |
| | 3:18 (55) | | 6:23 (45) | | 9:36 (45) | | 12:53 (49) | | 16:10 (45) | | 19:20 (45) | | 22:25 (40) | | 25:39 (49) | | 28:52 (50) | | 32:05 (49) |
| 11 | 3:18 | 12 | 3:21 | 13 | 3:25 | 14 | 3:22 | 15 | 3:12 | 16 | 3:24 | 17 | 3:29 | 18 | 3:37 | 19 | 3:48 | | |
| | 35:23 (50) | | 38:44 (52) | | 42:09 (52) | | 45:31 (54) | | 48:43 (54) | | 52:07 (54) | | 55:36 (54) | | 59:13 (59) | | 1:03:01 (61) | | |



RACE ANALYSIS
Marathon Men

SPLIT TIMES UPDATED

Merhawi KESETE

ERI 1 Jan 86 **DNF**

| | | | | | | | | | | | | | | | | | | | |
|----|--------------|----|--------------|----|-----------|----|------------|----|------------|----|------------|----|------------|----|------------|----|--------------|----|--------------|
| 1 | 3:17 | 2 | 3:03 | 3 | 3:16 | 4 | 3:16 | 5 | 3:17 | 6 | 3:08 | 7 | 3:04 | 8 | 3:16 | 9 | 3:06 | 10 | 3:04 |
| | 3:17 (24) | | 6:20 (11) | | 9:36 (42) | | 12:52 (33) | | 16:09 (37) | | 19:17 (20) | | 22:21 (27) | | 25:37 (35) | | 28:43 (30) | | 31:47 (35) |
| 11 | 3:09 | 12 | 3:12 | 13 | 3:13 | 14 | 3:10 | 15 | 3:10 | 16 | 3:11 | 17 | 3:13 | 18 | 3:15 | 19 | 3:15 | 20 | 3:15 |
| | 34:56 (6) | | 38:08 (7) | | 41:21 (8) | | 44:31 (16) | | 47:41 (36) | | 50:52 (44) | | 54:05 (44) | | 57:20 (46) | | 1:00:35 (45) | | 1:03:50 (46) |
| 21 | 3:20 | 22 | 20 | | | | | | | | | | | | | | | | |
| | 1:07:10 (45) | | 1:07:30 (45) | | | | | | | | | | | | | | | | |

Stephano Gwandu HUCHE

TAN 15 Nov 90 **DNF**

| | | | |
|---|-----------|---|-----------|
| 1 | 3:29 | 2 | 4:05 |
| | 3:29 (73) | | 7:34 (73) |

Okubay TSEGAY

ERI 1 Jan 86 **DNF**

| | | | | | | | | | | | | | | | | | | | |
|----|--------------|----|--------------|----|--------------|----|--------------|----|--------------|----|--------------|----|--------------|----|------------|----|--------------|----|--------------|
| 1 | 3:16 | 2 | 3:04 | 3 | 3:09 | 4 | 3:23 | 5 | 3:17 | 6 | 3:08 | 7 | 3:03 | 8 | 3:16 | 9 | 3:03 | 10 | 3:02 |
| | 3:16 (20) | | 6:20 (9) | | 9:29 (4) | | 12:52 (12) | | 16:09 (40) | | 19:17 (18) | | 22:20 (20) | | 25:36 (24) | | 28:39 (8) | | 31:41 (11) |
| 11 | 3:15 | 12 | 3:13 | 13 | 3:13 | 14 | 3:10 | 15 | 3:07 | 16 | 3:06 | 17 | 3:17 | 18 | 3:05 | 19 | 3:01 | 20 | 3:05 |
| | 34:56 (10) | | 38:09 (20) | | 41:22 (28) | | 44:32 (29) | | 47:39 (25) | | 50:45 (27) | | 54:02 (34) | | 57:07 (24) | | 1:00:08 (24) | | 1:03:13 (26) |
| 21 | 3:08 | 22 | 19 | 23 | 2:50 | 24 | 3:14 | 25 | 3:21 | 26 | 16:42 | 29 | 2:08 | | | | | | |
| | 1:06:21 (26) | | 1:06:40 (26) | | 1:09:30 (24) | | 1:12:44 (26) | | 1:16:05 (29) | | 1:32:47 (63) | | 1:38:20 (59) | | | | | | |

Thabiso Benedict MOENG

RSA 25 Jan 83 **DNF**

| | | | | | | | | | | | | | | | | | | | |
|----|--------------|----|--------------|----|--------------|----|--------------|----|------------|----|------------|----|------------|----|------------|----|--------------|----|--------------|
| 1 | 3:17 | 2 | 3:04 | 3 | 3:11 | 4 | 3:21 | 5 | 3:16 | 6 | 3:09 | 7 | 3:03 | 8 | 3:15 | 9 | 3:06 | 10 | 3:04 |
| | 3:17 (35) | | 6:21 (26) | | 9:32 (25) | | 12:53 (37) | | 16:09 (34) | | 19:18 (33) | | 22:21 (26) | | 25:36 (25) | | 28:42 (27) | | 31:46 (33) |
| 11 | 3:12 | 12 | 3:12 | 13 | 3:12 | 14 | 3:12 | 15 | 3:09 | 16 | 3:13 | 17 | 3:15 | 18 | 3:16 | 19 | 3:21 | 20 | 3:23 |
| | 34:58 (35) | | 38:10 (35) | | 41:22 (33) | | 44:34 (41) | | 47:43 (46) | | 50:56 (46) | | 54:11 (47) | | 57:27 (48) | | 1:00:48 (48) | | 1:04:11 (48) |
| 21 | 3:27 | 22 | 20 | 23 | 3:07 | 24 | 3:33 | | | | | | | | | | | | |
| | 1:07:38 (49) | | 1:07:58 (49) | | 1:11:05 (47) | | 1:14:38 (47) | | | | | | | | | | | | |

Derlys AYALA

PAR 7 Jan 90 **DNF**

| | | | | | | | | | | | | | | | | | | | |
|----|------------------|----|------------------|----|------------------|----|------------------|----|------------------|----|------------------|----|------------------|----|------------------|----|------------------|----|--------------------|
| 1 | 2:57 | 2 | 2:57 | 3 | 3:03 | 4 | 3:05 | 5 | 3:04 | 6 | 3:05 | 7 | 3:06 | 8 | 3:05 | 9 | 3:09 | 10 | 3:09 |
| | 2:57 (1) | | 5:54 (1) | | 8:57 (1) | | 12:02 (1) | | 15:06 (1) | | 18:11 (1) | | 21:17 (1) | | 24:22 (1) | | 27:31 (1) | | 30:40 (1) |
| 11 | 3:12 | 12 | 3:10 | 13 | 3:09 | 14 | 3:12 | 15 | 3:11 | 16 | 3:12 | 17 | 3:13 | 18 | 3:13 | 19 | 3:15 | 20 | 3:11 |
| | 33:52 (1) | | 37:02 (1) | | 40:11 (1) | | 43:23 (1) | | 46:34 (1) | | 49:46 (1) | | 52:59 (1) | | 56:12 (1) | | 59:27 (1) | | 1:02:38 (1) |
| 21 | 3:08 | 22 | 18 | | | | | | | | | | | | | | | | |
| | 1:05:46 (7) | | 1:06:04 (7) | | | | | | | | | | | | | | | | |

Paul LONYANGATA

KEN 12 Dec 92 **DNF**

| | | | | | | | | | | | | | | | | | | | |
|----|-------------|----|--------------|----|-------------|----|-------------|----|--------------|----|--------------|----|--------------|----|-------------|----|--------------|----|--------------|
| 1 | 3:16 | 2 | 3:03 | 3 | 3:12 | 4 | 3:21 | 5 | 3:17 | 6 | 3:08 | 7 | 3:02 | 8 | 3:17 | 9 | 3:03 | 10 | 3:02 |
| | 3:16 (13) | | 6:19 (6) | | 9:31 (17) | | 12:52 (30) | | 16:09 (35) | | 19:17 (16) | | 22:19 (13) | | 25:36 (12) | | 28:39 (10) | | 31:41 (6) |
| 11 | 3:16 | 12 | 3:13 | 13 | 3:11 | 14 | 3:09 | 15 | 3:06 | 16 | 3:08 | 17 | 3:16 | 18 | 3:05 | 19 | 2:58 | 20 | 2:58 |
| | 34:57 (23) | | 38:10 (32) | | 41:21 (23) | | 44:30 (10) | | 47:36 (2) | | 50:44 (24) | | 54:00 (26) | | 57:05 (18) | | 1:00:03 (17) | | 1:03:01 (15) |
| 21 | 2:58 | 22 | 18 | 23 | 2:42 | 24 | 3:04 | 25 | 3:07 | 26 | 3:01 | 27 | 3:06 | 28 | 3:03 | 29 | 27:28 | | |
| | 1:05:59 (9) | | 1:06:17 (10) | | 1:08:59 (9) | | 1:12:03 (8) | | 1:15:10 (12) | | 1:18:11 (10) | | 1:21:17 (12) | | 1:24:20 (9) | | 1:51:48 (61) | | |

Mule WASIHUN

ETH 20 Oct 93 **DNF**

| | | | | | | | | | | | | | | | | | | | |
|----|--------------|----|--------------|----|-----------|----|------------|----|------------|----|-----------|----|-----------|----|------------|----|-----------|----|-------------|
| 1 | 3:16 | 2 | 3:03 | 3 | 3:12 | 4 | 3:21 | 5 | 3:15 | 6 | 3:09 | 7 | 3:03 | 8 | 3:17 | 9 | 3:02 | 10 | 3:04 |
| | 3:16 (15) | | 6:19 (8) | | 9:31 (10) | | 12:52 (18) | | 16:07 (12) | | 19:16 (6) | | 22:19 (9) | | 25:36 (11) | | 28:38 (6) | | 31:42 (13) |
| 11 | 3:14 | 12 | 3:11 | 13 | 3:14 | 14 | 3:09 | 15 | 3:08 | 16 | 3:06 | 17 | 3:13 | 18 | 3:03 | 19 | 2:56 | 20 | 3:00 |
| | 34:56 (5) | | 38:07 (3) | | 41:21 (7) | | 44:30 (9) | | 47:38 (7) | | 50:44 (4) | | 53:57 (5) | | 57:00 (4) | | 59:56 (9) | | 1:02:56 (9) |
| 21 | 3:07 | 22 | 19 | | | | | | | | | | | | | | | | |
| | 1:06:03 (15) | | 1:06:22 (16) | | | | | | | | | | | | | | | | |

Polat Kemboi ARIKAN

TUR 12 Dec 90 **DNF**

| | | | | | | | | | | | | | | | | | | | |
|----|--------------|----|--------------|----|--------------|----|--------------|----|--------------|----|--------------|----|--------------|----|------------|----|--------------|----|--------------|
| 1 | 3:17 | 2 | 3:03 | 3 | 3:09 | 4 | 3:23 | 5 | 3:16 | 6 | 3:09 | 7 | 3:03 | 8 | 3:16 | 9 | 3:04 | 10 | 3:02 |
| | 3:17 (23) | | 6:20 (13) | | 9:29 (2) | | 12:52 (14) | | 16:08 (26) | | 19:17 (28) | | 22:20 (18) | | 25:36 (15) | | 28:40 (19) | | 31:42 (16) |
| 11 | 3:15 | 12 | 3:12 | 13 | 3:12 | 14 | 3:09 | 15 | 3:07 | 16 | 3:07 | 17 | 3:13 | 18 | 3:05 | 19 | 3:01 | 20 | 3:06 |
| | 34:57 (26) | | 38:09 (22) | | 41:21 (25) | | 44:30 (6) | | 47:37 (4) | | 50:44 (12) | | 53:57 (3) | | 57:02 (14) | | 1:00:03 (18) | | 1:03:09 (22) |
| 21 | 3:08 | 22 | 19 | 23 | 2:49 | 24 | 3:12 | 25 | 3:16 | 26 | 3:20 | 27 | 3:22 | | | | | | |
| | 1:06:17 (22) | | 1:06:36 (22) | | 1:09:25 (22) | | 1:12:37 (24) | | 1:15:53 (25) | | 1:19:13 (25) | | 1:22:35 (26) | | | | | | |



RESULTS



3000 Metres Steeplechase Men - Final

| RECORDS | RESULT NAME | COUNTRY | AGE | VENUE | DATE |
|--------------------------------|-----------------------------------|-------------------------|-----------------------|------------------------------|-------------|
| World Record WR | 7:53.63 Saif Saaed SHAHEEN | QAT | 22 | Bruxelles (Boudewijnstadion) | 3 Sep 2004 |
| Championships Record CR | 8:00.43 Ezekiel KEMBOI | KEN | 27 | Berlin (Olympiastadion) | 18 Aug 2009 |
| World Leading WL | 8:01.35 Coneslus KIPRUTO | KEN | 25 | Doha | 4 Oct 2019 |
| Area Record AR | National Record NR | Personal Best PB | Season Best SB | | |

4 October 2019 21:48 START TIME 26° C 61 %
TEMPERATURE HUMIDITY

| PLACE | NAME | COUNTRY | DATE of BIRTH | ORDER | RESULT | |
|-------|--------------------------|---------|---------------|-------|----------------|-----------|
| 1 | Coneslus KIPRUTO | KEN | 8 Dec 94 | 14 | 8:01.35 | WL |
| 2 | Lamecha GIRMA | ETH | 26 Nov 00 | 10 | 8:01.36 | NR |
| 3 | Soufiane EL BAKKALI | MAR | 7 Jan 96 | 12 | 8:03.76 | SB |
| 4 | Getnet WALE | ETH | 16 Jul 00 | 7 | 8:05.21 | PB |
| 5 | Djilali BEDRANI | FRA | 1 Oct 93 | 16 | 8:05.23 | PB |
| 6 | Benjamin KIGEN | KEN | 5 Jul 93 | 5 | 8:06.95 | |
| 7 | Abraham KIBIWOT | KEN | 6 Apr 96 | 2 | 8:08.52 | |
| 8 | Hillary BOR | USA | 22 Nov 89 | 3 | 8:09.33 | |
| 9 | Leonard Kipkemoi BETT | KEN | 3 Nov 00 | 15 | 8:10.64 | |
| 10 | Stanley Kipkoech KEBENEI | USA | 6 Nov 89 | 4 | 8:11.15 | SB |
| 11 | Fernando CARRO | ESP | 1 Apr 92 | 9 | 8:12.31 | |
| 12 | Andrew BAYER | USA | 3 Feb 90 | 11 | 8:12.47 | PB |
| 13 | Avinash SABLE | IND | 13 Sep 94 | 8 | 8:21.37 | NR |
| 14 | Matthew HUGHES | CAN | 3 Aug 89 | 1 | 8:24.78 | |
| 15 | Zak SEDDON | GBR | 28 Jun 94 | 13 | 8:40.23 | |
| | Chala BEYO | ETH | 18 Jan 96 | 6 | DNF | |

INTERMEDIATE TIMES

| | | | |
|-------|---------------------|-------|-----------------------|
| 1000m | 2:39.55 Getnet WALE | 2000m | 5:22.95 Lamecha GIRMA |
|-------|---------------------|-------|-----------------------|

ALL-TIME TOP LIST

| RESULT | NAME | VENUE | DATE |
|---------|-----------------------------------|------------------------------|-----------|
| 7:53.63 | Saif Saaed SHAHEEN (QAT) | Bruxelles (Boudewijnstadion) | 3 Sep 04 |
| 7:53.64 | Brimin Kiprop KIPRUTO (KEN) | Monaco (Stade Louis II) | 22 Jul 11 |
| 7:54.31 | Paul Kipsiele KOECH (KEN) | Roma (Stadio Olimpico) | 31 May 12 |
| 7:55.28 | Brahim BOULAMI (MAR) | Bruxelles | 24 Aug 01 |
| 7:55.72 | Bernard BARMASAI (KEN) | Köln | 24 Aug 97 |
| 7:55.76 | Ezekiel KEMBOI (KEN) | Monaco (Stade Louis II) | 22 Jul 11 |
| 7:56.16 | Moses KIPTANUI (KEN) | Köln | 24 Aug 97 |
| 7:56.81 | Richard Kipkemboi MATEELONG (KEN) | id Bin Suhaim | 11 May 12 |
| 7:57.29 | Reuben KOSGEI (KEN) | Bruxelles | 24 Aug 01 |
| 7:58.15 | Soufiane EL BAKKALI (MAR) | Monaco (MON) | 20 Jul 18 |

SEASON TOP LIST

| RESULT | NAME | VENUE | 2019 |
|---------|---------------------------|--------------|--------|
| 8:01.35 | Coneslus KIPRUTO (KEN) | Doha | 4 Oct |
| 8:01.36 | Lamecha GIRMA (ETH) | Doha | 4 Oct |
| 8:03.76 | Soufiane EL BAKKALI (MAR) | Doha | 4 Oct |
| 8:05.12 | Benjamin KIGEN (KEN) | Monaco (MON) | 12 Jul |
| 8:05.21 | Getnet WALE (ETH) | Doha | 4 Oct |
| 8:05.23 | Djilali BEDRANI (FRA) | Doha | 4 Oct |
| 8:05.69 | Fernando CARRO (ESP) | Monaco (MON) | 12 Jul |
| 8:05.72 | Abraham KIBIWOT (KEN) | Monaco (MON) | 12 Jul |
| 8:06.48 | Chala BEYO (ETH) | Rabat (MAR) | 16 Jun |
| 8:08.41 | Hillary BOR (USA) | Doha (QAT) | 3 May |

RESULT PROGRESSION



3000 Metres Steeplechase Men - Final

| RECORDS | RESULT NAME | COUNTRY | AGE | VENUE | DATE |
|--------------------------------|-----------------------------------|-------------------------|-----------------------|------------------------------|-------------|
| World Record WR | 7:53.63 Saif Saaed SHAHEEN | QAT | 22 | Bruxelles (Boudewijnstadion) | 3 Sep 2004 |
| Championships Record CR | 8:00.43 Ezekiel KEMBOI | KEN | 27 | Berlin (Olympiastadion) | 18 Aug 2009 |
| World Leading WL | 8:01.35 Conseslus KIPRUTO | KEN | 25 | Doha | 4 Oct 2019 |
| Area Record AR | National Record NR | Personal Best PB | Season Best SB | | |

4 October 2019

| RANK | BIB | NAME | COUNTRY | DATE of BIRTH | PHASE | HEAT | PLACE | RESULT | |
|------|-----|--------------------------|---------|---------------|---------|------|-------|-------------------|-----------|
| 1 | | Conseslus KIPRUTO | KEN | 8 Dec 94 | Final | 1 | 1 | 8:01.35 | WL |
| | | | | | Round 1 | 3 | 11 | 8:19.20 Q | |
| 2 | | Lamecha GIRMA | ETH | 26 Nov 00 | Final | 1 | 2 | 8:01.36 | NR |
| | | | | | Round 1 | 2 | 6 | 8:16.64 Q | |
| 3 | | Soufiane EL BAKKALI | MAR | 7 Jan 96 | Final | 1 | 3 | 8:03.76 | SB |
| | | | | | Round 1 | 2 | 7 | 8:17.96 Q | |
| 4 | | Getnet WALE | ETH | 16 Jul 00 | Final | 1 | 4 | 8:05.21 | PB |
| | | | | | Round 1 | 1 | 1 | 8:12.96 Q | |
| 5 | | Djitali BEDRANI | FRA | 1 Oct 93 | Final | 1 | 5 | 8:05.23 | PB |
| | | | | | Round 1 | 1 | 2 | 8:13.02 Q | |
| 6 | | Benjamin KIGEN | KEN | 5 Jul 93 | Final | 1 | 6 | 8:06.95 | |
| | | | | | Round 1 | 3 | 12 | 8:19.44 Q | |
| 7 | | Abraham KIBIWOT | KEN | 6 Apr 96 | Final | 1 | 7 | 8:08.52 | |
| | | | | | Round 1 | 2 | 8 | 8:18.46 Q | |
| 8 | | Hillary BOR | USA | 22 Nov 89 | Final | 1 | 8 | 8:09.33 | |
| | | | | | Round 1 | 3 | 13 | 8:20.67 Q | |
| 9 | | Leonard Kipkemoi BETT | KEN | 3 Nov 00 | Final | 1 | 9 | 8:10.64 | |
| | | | | | Round 1 | 1 | 3 | 8:13.07 Q | |
| 10 | | Stanley Kipkoech KEBENEI | USA | 6 Nov 89 | Final | 1 | 10 | 8:11.15 | SB |
| | | | | | Round 1 | 1 | 10 | 8:19.02 q | |
| 11 | | Fernando CARRO | ESP | 1 Apr 92 | Final | 1 | 11 | 8:12.31 | |
| | | | | | Round 1 | 1 | 5 | 8:13.56 q | |
| 12 | | Andrew BAYER | USA | 3 Feb 90 | Final | 1 | 12 | 8:12.47 | PB |
| | | | | | Round 1 | 2 | 9 | 8:18.66 q | |
| 13 | | Avinash SABLE | IND | 13 Sep 94 | Final | 1 | 13 | 8:21.37 | NR |
| | | | | | Round 1 | 3 | 20 | 8:25.23 qR | NR |
| 14 | | Matthew HUGHES | CAN | 3 Aug 89 | Final | 1 | 14 | 8:24.78 | |
| | | | | | Round 1 | 1 | 4 | 8:13.12 q | SB |
| 15 | | Zak SEDDON | GBR | 28 Jun 94 | Final | 1 | 15 | 8:40.23 | |
| | | | | | Round 1 | 1 | 15 | 8:22.51 q | |
| | | Chala BEYO | ETH | 18 Jan 96 | Final | 1 | | DNF | |
| | | | | | Round 1 | 3 | 14 | 8:21.09 q | |

RESULT PROGRESSION
3000 Metres Steeplechase Men - Final

1 October 2019

| RANK | BIB | NAME | COUNTRY | DATE of BIRTH | PHASE | HEAT | PLACE | RESULT |
|------|-----|------|---------|---------------|-------|------|-------|--------|
|------|-----|------|---------|---------------|-------|------|-------|--------|

| ALL-TIME TOP LIST | | | | SEASON TOP LIST | | | |
|-------------------|-----------------------------------|------------------------------|-----------|-----------------|---------------------------|--------------|--------|
| RESULT | NAME | VENUE | DATE | RESULT | NAME | VENUE | 2019 |
| 7:53.63 | Saif Saaeed SHAHEEN (QAT) | Bruxelles (Boudewijnstadion) | 3 Sep 04 | 8:01.35 | Conseslus KIPRUTO (KEN) | Doha | 4 Oct |
| 7:53.64 | Brimin Kiprop KIPRUTO (KEN) | Monaco (Stade Louis II) | 22 Jul 11 | 8:01.36 | Lamecha GIRMA (ETH) | Doha | 4 Oct |
| 7:54.31 | Paul Kipsiele KOECH (KEN) | Roma (Stadio Olimpico) | 31 May 12 | 8:03.76 | Soufiane EL BAKKALI (MAR) | Doha | 4 Oct |
| 7:55.28 | Brahim BOULAMI (MAR) | Bruxelles | 24 Aug 01 | 8:05.12 | Benjamin KIGEN (KEN) | Monaco (MON) | 12 Jul |
| 7:55.72 | Bernard BARMASAI (KEN) | Köln | 24 Aug 97 | 8:05.21 | Getnet WALE (ETH) | Doha | 4 Oct |
| 7:55.76 | Ezekiel KEMBOI (KEN) | Monaco (Stade Louis II) | 22 Jul 11 | 8:05.23 | Djilali BEDRANI (FRA) | Doha | 4 Oct |
| 7:56.16 | Moses KIPTANUI (KEN) | Köln | 24 Aug 97 | 8:05.69 | Fernando CARRO (ESP) | Monaco (MON) | 12 Jul |
| 7:56.81 | Richard Kipkemboi MATEELONG (KEN) | ad Bin Suhaim | 11 May 12 | 8:05.72 | Abraham KIBIWOT (KEN) | Monaco (MON) | 12 Jul |
| 7:57.29 | Reuben KOSGEI (KEN) | Bruxelles | 24 Aug 01 | 8:06.48 | Chala BEYO (ETH) | Rabat (MAR) | 16 Jun |
| 7:58.15 | Soufiane EL BAKKALI (MAR) | Monaco (MON) | 20 Jul 18 | 8:08.41 | Hillary BOR (USA) | Doha (QAT) | 3 May |



SUMMARY



3000 Metres Steeplechase Men - Round 1

First 3 in each heat (Q) and the next 6 fastest (q) advance to the Final

ATHLETE SABLE (IND) ADVANCED TO THE FINAL BY THE REFEREE

| RECORDS | RESULT | NAME | COUNTRY | AGE | VENUE | DATE |
|--------------------------------|---------|---------------------------|---------|-------------------------|------------------------------|-----------------------|
| World Record WR | 7:53.63 | Saif Saeed SHAHEEN | QAT | 22 | Bruxelles (Boudewijnstadion) | 3 Sep 2004 |
| Championships Record CR | 8:00.43 | Ezekiel KEMBOI | KEN | 27 | Berlin (Olympiastadion) | 18 Aug 2009 |
| World Leading WL | 8:04.82 | Soufiane EL BAKKALI | MAR | 23 | Monaco (MON) | 12 Jul 2019 |
| Area Record AR | | National Record NR | | Personal Best PB | | Season Best SB |

1 October 2019

| RANK | PLACE | HEAT | BIB | NAME | COUNTRY | DATE of BIRTH | RESULT | |
|------|-------|------|-----|--------------------------|---------|---------------|---------|--------------|
| 1 | 1 | 1 | | Getnet WALE | ETH | 16 Jul 00 | 8:12.96 | Q |
| 2 | 2 | 1 | | Djilali BEDRANI | FRA | 1 Oct 93 | 8:13.02 | Q |
| 3 | 3 | 1 | | Leonard Kipkemoi BETT | KEN | 3 Nov 00 | 8:13.07 | Q |
| 4 | 4 | 1 | | Matthew HUGHES | CAN | 3 Aug 89 | 8:13.12 | q SB |
| 5 | 5 | 1 | | Fernando CARRO | ESP | 1 Apr 92 | 8:13.56 | q |
| 6 | 1 | 2 | | Lamecha GIRMA | ETH | 26 Nov 00 | 8:16.64 | Q |
| 7 | 2 | 2 | | Soufiane EL BAKKALI | MAR | 7 Jan 96 | 8:17.96 | Q |
| 8 | 3 | 2 | | Abraham KIBIWOT | KEN | 6 Apr 96 | 8:18.46 | Q |
| 9 | 4 | 2 | | Andrew BAYER | USA | 3 Feb 90 | 8:18.66 | q |
| 10 | 6 | 1 | | Stanley Kipkoech KEBENEI | USA | 6 Nov 89 | 8:19.02 | q |
| 11 | 1 | 3 | | Conseslus KIPRUTO | KEN | 8 Dec 94 | 8:19.20 | Q |
| 12 | 2 | 3 | | Benjamin KIGEN | KEN | 5 Jul 93 | 8:19.44 | Q |
| 13 | 3 | 3 | | Hillary BOR | USA | 22 Nov 89 | 8:20.67 | Q |
| 14 | 4 | 3 | | Chala BEYO | ETH | 18 Jan 96 | 8:21.09 | q |
| 15 | 7 | 1 | | Zak SEDDON | GBR | 28 Jun 94 | 8:22.51 | q |
| 16 | 5 | 2 | | Albert CHEMUTAI | UGA | 25 Nov 99 | 8:23.08 | |
| 17 | 5 | 3 | | Ibrahim EZZAYDOUNI | ESP | 28 Apr 91 | 8:23.99 | |
| 18 | 6 | 3 | | Benjamin KIPLAGAT | UGA | 4 Mar 89 | 8:24.44 | SB |
| 19 | 8 | 1 | | Yohanes CHIAPPINELLI | ITA | 18 Aug 97 | 8:24.73 | |
| 20 | 7 | 3 | | Avinash SABLE | IND | 13 Sep 94 | 8:25.23 | qR NR |
| 21 | 6 | 2 | | Altobeli SANTOS DA SILVA | BRA | 3 Dec 90 | 8:25.34 | SB |
| 22 | 9 | 1 | | Amor BEN YAHIA | TUN | 1 Jul 85 | 8:26.12 | SB |
| 23 | 7 | 2 | | Yemane HAILESELASSIE | ERI | 21 Feb 98 | 8:26.58 | |
| 24 | 10 | 1 | | Martin GRAU | GER | 26 Mar 92 | 8:26.79 | SB |
| 25 | 11 | 1 | | Tom Erling KÅRBØ | NOR | 4 Feb 89 | 8:27.01 | PB |
| 26 | 12 | 1 | | Boniface Abel SIKOWO | UGA | 27 Jul 99 | 8:27.96 | |
| 27 | 8 | 2 | | Osama ZOGLAMI | ITA | 19 Jun 94 | 8:28.57 | |
| 28 | 9 | 2 | | Daniel ARCE | ESP | 22 Apr 92 | 8:31.69 | |
| 29 | 8 | 3 | | Topi RAITANEN | FIN | 7 Feb 96 | 8:32.44 | |
| 30 | 9 | 3 | | Ryan SMEETON | CAN | 26 Oct 98 | 8:32.53 | |
| 31 | 10 | 2 | | Karl BEBENDORF | GER | 7 May 96 | 8:32.58 | |
| 32 | 11 | 2 | | John GAY | CAN | 7 Nov 96 | 8:33.74 | |
| 33 | 10 | 3 | | Carlos Andres SAN MARTIN | COL | 19 Nov 93 | 8:35.10 | |
| 34 | 12 | 2 | | Bilal TABTI | ALG | 7 Jun 93 | 8:35.15 | |
| 35 | 11 | 3 | | Salem Mohamed ATTIAALLAH | EGY | 1 Oct 93 | 8:35.18 | |
| 36 | 13 | 1 | | Abdelkarim BEN ZAHRA | MAR | 27 Oct 98 | 8:36.67 | |
| 37 | 12 | 3 | | Yoann KOWAL | FRA | 28 May 87 | 8:37.90 | |
| 38 | 13 | 3 | | Takele NIGATE | ETH | 2 Oct 99 | 8:38.34 | |
| 39 | 14 | 1 | | Kaur KIVISTIK | EST | 29 Apr 91 | 8:39.26 | |
| 40 | 14 | 3 | | Yaser Salem BAGHARAB | QAT | 1 Jan 98 | 8:39.65 | |

SUMMARY
3000 Metres Steeplechase Men - Round 1

ATHLETE SABLE (IND) ADVANCED TO THE FINAL BY THE REFEREE

1 October 2019

| RANK | PLACE | HEAT | BIB | NAME | COUNTRY | DATE of BIRTH | RESULT |
|------|-------|------|-----|--------------------|---------|---------------|----------------|
| 41 | 13 | 2 | | Rantso MOKOPANE | RSA | 8 Aug 94 | 8:42.22 |
| 42 | 14 | 2 | | Ben BUCKINGHAM | AUS | 8 Nov 91 | 8:42.86 |
| 43 | 15 | 2 | | Krystian ZALEWSKI | POL | 11 Apr 89 | 8:51.79 |
| 44 | 15 | 3 | | Otmane NAIT HAMMOU | ART | 1 Apr 95 | 9:30.17 |
| | | 1 | | Fouad IDBAFDIL | ART | 9 Feb 88 | DNF |
| | | 3 | | Mohamed TINDOUFT | MAR | 12 Mar 93 | DNF |

| ALL-TIME TOP LIST | | | | SEASON TOP LIST | | | |
|-------------------|-----------------------------------|------------------------------|-----------|-----------------|-----------------------------|-----------------|--------|
| RESULT | NAME | VENUE | DATE | RESULT | NAME | VENUE | 2019 |
| 7:53.63 | Saif Saaeed SHAHEEN (QAT) | Bruxelles (Boudewijnstadion) | 3 Sep 04 | 8:04.82 | Soufiane EL BAKKALI (MAR) | Monaco (MON) | 12 Jul |
| 7:53.64 | Brimin Kiprop KIPRUTO (KEN) | Monaco (Stade Louis II) | 22 Jul 11 | 8:05.12 | Benjamin KIGEN (KEN) | Monaco (MON) | 12 Jul |
| 7:54.31 | Paul Kipsiele KOECH (KEN) | Roma (Stadio Olimpico) | 31 May 12 | 8:05.51 | Getnet WALE (ETH) | Monaco (MON) | 12 Jul |
| 7:55.28 | Brahim BOULAMI (MAR) | Bruxelles | 24 Aug 01 | 8:05.69 | Fernando CARRO (ESP) | Monaco (MON) | 12 Jul |
| 7:55.72 | Bernard BARMASAI (KEN) | Köln | 24 Aug 97 | 8:05.72 | Abraham KIBIWOT (KEN) | Monaco (MON) | 12 Jul |
| 7:55.76 | Ezekiel KEMBOI (KEN) | Monaco (Stade Louis II) | 22 Jul 11 | 8:06.48 | Chala BEYO (ETH) | Rabat (MAR) | 16 Jun |
| 7:56.16 | Moses KIPTANUI (KEN) | Köln | 24 Aug 97 | 8:07.66 | Lamecha GIRMA (ETH) | Bruxelles (BEL) | 6 Sep |
| 7:56.81 | Richard Kipkemboi MATEELONG (KEN) | ad Bin Suhaim | 11 May 12 | 8:08.41 | Hillary BOR (USA) | Doha (QAT) | 3 May |
| 7:57.29 | Reuben KOSGEI (KEN) | Bruxelles | 24 Aug 01 | 8:08.61 | Leonard Kipkemoi BETT (KEN) | Doha (QAT) | 3 May |
| 7:58.15 | Soufiane EL BAKKALI (MAR) | Monaco (MON) | 20 Jul 18 | 8:09.47 | Dijlali BEDRANI (FRA) | Monaco (MON) | 12 Jul |

RESULTS



3000 Metres Steeplechase Men - Round 1

First 3 in each heat (Q) and the next 6 fastest (q) advance to the Final

ATHLETE SABLE (IND) ADVANCED TO THE FINAL BY THE REFEREE

| RECORDS | RESULT | NAME | COUNTRY | AGE | VENUE | DATE |
|--------------------------------|---------|---------------------------|---------|-------------------------|------------------------------|-----------------------|
| World Record WR | 7:53.63 | Saif Saaed SHAHEEN | QAT | 22 | Bruxelles (Boudewijnstadion) | 3 Sep 2004 |
| Championships Record CR | 8:00.43 | Ezekiel KEMBOI | KEN | 27 | Berlin (Olympiastadion) | 18 Aug 2009 |
| World Leading WL | 8:04.82 | Soufiane EL BAKKALI | MAR | 23 | Monaco (MON) | 12 Jul 2019 |
| Area Record AR | | National Record NR | | Personal Best PB | | Season Best SB |

Heat 1

3

1 October 2019 18:15 START TIME

25° C TEMPERATURE 53% HUMIDITY

| PLACE | NAME | COUNTRY | DATE OF BIRTH | ORDER | RESULT | |
|-------|--------------------------|---------|---------------|-------|---------|------|
| 1 | Getnet WALE | ETH | 16 Jul 00 | 5 | 8:12.96 | Q |
| 2 | Djilali BEDRANI | FRA | 1 Oct 93 | 14 | 8:13.02 | Q |
| 3 | Leonard Kipkemoi BETT | KEN | 3 Nov 00 | 9 | 8:13.07 | Q |
| 4 | Matthew HUGHES | CAN | 3 Aug 89 | 6 | 8:13.12 | q SB |
| 5 | Fernando CARRO | ESP | 1 Apr 92 | 4 | 8:13.56 | q |
| 6 | Stanley Kipkoech KEBENEI | USA | 6 Nov 89 | 7 | 8:19.02 | q |
| 7 | Zak SEDDON | GBR | 28 Jun 94 | 2 | 8:22.51 | q |
| 8 | Yohanes CHIAPPINELLI | ITA | 18 Aug 97 | 15 | 8:24.73 | |
| 9 | Amor BEN YAHIA | TUN | 1 Jul 85 | 12 | 8:26.12 | SB |
| 10 | Martin GRAU | GER | 26 Mar 92 | 1 | 8:26.79 | SB |
| 11 | Tom Erling KÅRBØ | NOR | 4 Feb 89 | 3 | 8:27.01 | PB |
| 12 | Boniface Abel SIKOWO | UGA | 27 Jul 99 | 11 | 8:27.96 | |
| 13 | Abdelkarim BEN ZAHRA | MAR | 27 Oct 98 | 10 | 8:36.67 | |
| 14 | Kaur KIVISTIK | EST | 29 Apr 91 | 8 | 8:39.26 | |
| | Fouad IDBAFDIL | ART | 9 Feb 88 | 13 | DNF | |

INTERMEDIATE TIMES

1000m 2:45.51 Getnet WALE 2000m 5:33.88 Getnet WALE

Heat 2

3

1 October 2019 18:32 START TIME

25° C TEMPERATURE 53% HUMIDITY

| PLACE | NAME | COUNTRY | DATE OF BIRTH | ORDER | RESULT | |
|-------|--------------------------|---------|---------------|-------|---------|----|
| 1 | Lamecha GIRMA | ETH | 26 Nov 00 | 6 | 8:16.64 | Q |
| 2 | Soufiane EL BAKKALI | MAR | 7 Jan 96 | 2 | 8:17.96 | Q |
| 3 | Abraham KIBIWOT | KEN | 6 Apr 96 | 11 | 8:18.46 | Q |
| 4 | Andrew BAYER | USA | 3 Feb 90 | 7 | 8:18.66 | q |
| 5 | Albert CHEMUTAI | UGA | 25 Nov 99 | 15 | 8:23.08 | |
| 6 | Altobeli SANTOS DA SILVA | BRA | 3 Dec 90 | 8 | 8:25.34 | SB |
| 7 | Yemane HAILESELASSIE | ERI | 21 Feb 98 | 12 | 8:26.58 | |
| 8 | Osama ZOGLAMI | ITA | 19 Jun 94 | 1 | 8:28.57 | |
| 9 | Daniel ARCE | ESP | 22 Apr 92 | 13 | 8:31.69 | |
| 10 | Karl BEBENDORF | GER | 7 May 96 | 5 | 8:32.58 | |
| 11 | John GAY | CAN | 7 Nov 96 | 14 | 8:33.74 | |
| 12 | Bilal TABTI | ALG | 7 Jun 93 | 10 | 8:35.15 | |
| 13 | Rantso MOKOPANE | RSA | 8 Aug 94 | 3 | 8:42.22 | |
| 14 | Ben BUCKINGHAM | AUS | 8 Nov 91 | 9 | 8:42.86 | |
| 15 | Krystian ZALEWSKI | POL | 11 Apr 89 | 4 | 8:51.79 | |

INTERMEDIATE TIMES

1000m 2:51.19 Yemane HAILESELASSIE 2000m 5:37.19 Lamecha GIRMA

RESULTS
3000 Metres Steeplechase Men - Round 1

ATHLETE SABLE (IND) ADVANCED TO THE FINAL BY THE REFEREE

Heat 3

3

1 October 2019

18:49 START TIME

25° C
TEMPERATURE

53 %
HUMIDITY

| PLACE | NAME | COUNTRY | DATE OF BIRTH | ORDER | RESULT | |
|-------|--------------------------|---------|---------------|-------|----------------|--------------|
| 1 | Conseslus KIPRUTO | KEN | 8 Dec 94 | 8 | 8:19.20 | Q |
| 2 | Benjamin KIGEN | KEN | 5 Jul 93 | 2 | 8:19.44 | Q |
| 3 | Hillary BOR | USA | 22 Nov 89 | 4 | 8:20.67 | Q |
| 4 | Chala BEYO | ETH | 18 Jan 96 | 16 | 8:21.09 | q |
| 5 | Ibrahim EZZAYDOUNI | ESP | 28 Apr 91 | 11 | 8:23.99 | |
| 6 | Benjamin KIPLAGAT | UGA | 4 Mar 89 | 10 | 8:24.44 | SB |
| 7 | Avinash SABLE | IND | 13 Sep 94 | 1 | 8:25.23 | qR NR |
| 8 | Topi RAITANEN | FIN | 7 Feb 96 | 5 | 8:32.44 | |
| 9 | Ryan SMEETON | CAN | 26 Oct 98 | 9 | 8:32.53 | |
| 10 | Carlos Andres SAN MARTIN | COL | 19 Nov 93 | 6 | 8:35.10 | |
| 11 | Salem Mohamed ATTIAALLAH | EGY | 1 Oct 93 | 3 | 8:35.18 | |
| 12 | Yoann KOWAL | FRA | 28 May 87 | 14 | 8:37.90 | |
| 13 | Takele NIGATE | ETH | 2 Oct 99 | 13 | 8:38.34 | |
| 14 | Yaser Salem BAGHARAB | QAT | 1 Jan 98 | 15 | 8:39.65 | |
| 15 | Otmane NAIT HAMMOU | ART | 1 Apr 95 | 7 | 9:30.17 | |
| | Mohamed TINDOUFT | MAR | 12 Mar 93 | 12 | DNF | |

INTERMEDIATE TIMES

1000m 2:48.66 Conseslus KIPRUTO 2000m 5:38.92 Conseslus KIPRUTO

ALL-TIME TOP LIST

| RESULT | NAME | VENUE | DATE |
|---------|-----------------------------------|------------------------------|-----------|
| 7:53.63 | Saif Saaeed SHAHEEN (QAT) | Bruxelles (Boudewijnstadion) | 3 Sep 04 |
| 7:53.64 | Brimin Kiprop KIPRUTO (KEN) | Monaco (Stade Louis II) | 22 Jul 11 |
| 7:54.31 | Paul Kipsiele KOECH (KEN) | Roma (Stadio Olimpico) | 31 May 12 |
| 7:55.28 | Brahim BOULAMI (MAR) | Bruxelles | 24 Aug 01 |
| 7:55.72 | Bernard BARMASAI (KEN) | Köln | 24 Aug 97 |
| 7:55.76 | Ezekiel KEMBOI (KEN) | Monaco (Stade Louis II) | 22 Jul 11 |
| 7:56.16 | Moses KIPTANUI (KEN) | Köln | 24 Aug 97 |
| 7:56.81 | Richard Kipkemboi MATEELONG (KEN) | ad Bin Suhaim | 11 May 12 |
| 7:57.29 | Reuben KOSGEI (KEN) | Bruxelles | 24 Aug 01 |
| 7:58.15 | Soufiane EL BAKKALI (MAR) | Monaco (MON) | 20 Jul 18 |

SEASON TOP LIST

| RESULT | NAME | VENUE | 2019 |
|---------|-----------------------------|-----------------|--------|
| 8:04.82 | Soufiane EL BAKKALI (MAR) | Monaco (MON) | 12 Jul |
| 8:05.12 | Benjamin KIGEN (KEN) | Monaco (MON) | 12 Jul |
| 8:05.51 | Getnet WALE (ETH) | Monaco (MON) | 12 Jul |
| 8:05.69 | Fernando CARRO (ESP) | Monaco (MON) | 12 Jul |
| 8:05.72 | Abraham KIBIWOT (KEN) | Monaco (MON) | 12 Jul |
| 8:06.48 | Chala BEYO (ETH) | Rabat (MAR) | 16 Jun |
| 8:07.66 | Lamecha GIRMA (ETH) | Bruxelles (BEL) | 6 Sep |
| 8:08.41 | Hillary BOR (USA) | Doha (QAT) | 3 May |
| 8:08.61 | Leonard Kipkemoi BETT (KEN) | Doha (QAT) | 3 May |
| 8:09.47 | Djilali BEDRANI (FRA) | Monaco (MON) | 12 Jul |

RESULTS



110 Metres Hurdles Men - Final

ATHLETE ORTEGA (ESP) IS ALSO AWARDED A BRONZE MEDAL BY JURY OF APPEAL'S DECISION

| RECORDS | RESULT | NAME | COUNTRY | AGE | VENUE | DATE |
|--------------------------------|--------|---------------------------|---------|-------------------------|--------------------------------------|-----------------------|
| World Record WR | 12.80 | Aries MERRITT | USA | 27 | Bruxelles (Boudewijnstadion) | 7 Sep 2012 |
| Championships Record CR | 12.91 | Colin JACKSON | GBR | 26 | Stuttgart (Gottlieb-Daimler Stadion) | 20 Aug 1993 |
| World Leading WL | 12.98 | Grant HOLLOWAY | USA | 22 | Austin, TX (USA) | 7 Jun 2019 |
| Area Record AR | | National Record NR | | Personal Best PB | | Season Best SB |

2 October 2019 23:00 START TIME

26° C TEMPERATURE 59 % HUMIDITY

+0.6m/s WIND

| PLACE | NAME | COUNTRY | DATE OF BIRTH | LANE | RESULT | REACTION | Fr |
|-------|-------------------------|---------|---------------|------|-------------|----------|----|
| 1 | Grant HOLLOWAY | USA | 19 Nov 97 | 6 | 13.10 | 0.158 | |
| 2 | Sergey SHUBENKOV | ANA | 4 Oct 90 | 9 | 13.15 | 0.150 | |
| 3 | Pascal MARTINOT-LAGARDE | FRA | 22 Sep 91 | 7 | 13.18 | 0.161 | |
| 3 | Orlando ORTEGA | ESP | 29 Jul 91 | 5 | 13.30 | 0.130 | |
| 5 | Wenjun XIE | CHN | 11 Jul 90 | 2 | 13.29 | 0.140 | |
| 6 | Shane BRATHWAITE | BAR | 8 Feb 90 | 1 | 13.61 | 0.149 | |
| 7 | Devon ALLEN | USA | 12 Dec 94 | 3 | 13.70 | 0.124 | |
| 8 | Milan TRAJKOVIC | CYP | 17 Mar 92 | 8 | 13.87 | 0.150 | |
| | Omar MCLEOD | JAM | 25 Apr 94 | 4 | DQ 163.2(b) | 0.128 | |

NOTE IAAF Rule 163.2(b) - Jostling / Obstruction

ALL-TIME TOP LIST

| RESULT | NAME | VENUE | DATE |
|--------|------------------------|-------------------------------------|-----------|
| 12.80 | Aries MERRITT (USA) | Bruxelles (Boudewijnstadion) | 7 Sep 12 |
| 12.87 | Dayron ROBLES (CUB) | Ostrava | 12 Jun 08 |
| 12.88 | Xiang LIU (CHN) | Lausanne (Pontaise) | 11 Jul 06 |
| 12.89 | David OLIVER (USA) | Paris Saint-Denis (Stade de France) | 16 Jul 10 |
| 12.90 | Dominique ARNOLD (USA) | Lausanne (Pontaise) | 11 Jul 06 |
| 12.90 | Omar MCLEOD (JAM) | Kingston (NS), JAM | 24 Jun 17 |
| 12.91 | Colin JACKSON (GBR) | tuttgart (Gottlieb-Daimler Stadion) | 20 Aug 93 |
| 12.92 | Roger KINGDOM (USA) | Zürich (Letzigrund) | 16 Aug 89 |
| 12.92 | Allen JOHNSON (USA) | Atlanta, GA | 23 Jun 96 |
| 12.92 | Sergey SHUBENKOV (ANA) | Székesfehérvár (HUN) | 2 Jul 18 |

SEASON TOP LIST

| RESULT | NAME | VENUE | 2019 |
|--------|-------------------------------|------------------------------|--------|
| 12.98 | Grant HOLLOWAY (USA) | Austin, TX (USA) | 7 Jun |
| 13.00 | Daniel ROBERTS (USA) | Austin, TX (USA) | 7 Jun |
| 13.05 | Orlando ORTEGA (ESP) | Lausanne (SUI) | 5 Jul |
| 13.07 | Omar MCLEOD (JAM) | Olympiastadion, Berlin (GER) | 1 Sep |
| 13.12 | Sergey SHUBENKOV (ANA) | Rabat (MAR) | 16 Jun |
| 13.12 | Pascal MARTINOT-LAGARDE (FRA) | Doha | 2 Oct |
| 13.17 | Wenjun XIE (CHN) | Shanghai (CHN) | 18 May |
| 13.17 | Freddie CRITTENDEN (USA) | Stade Charléty, Paris (FRA) | 24 Aug |
| 13.18 | Gabriel CONSTANTINO (BRA) | Székesfehérvár (HUN) | 9 Jul |
| 13.22 | Ronald LEVY (JAM) | Stade Charléty, Paris (FRA) | 24 Aug |

RESULT PROGRESSION



110 Metres Hurdles Men - Final

ATHLETE ORTEGA (ESP) IS ALSO AWARDED A BRONZE MEDAL BY JURY OF APPEAL'S DECISION

| RECORDS | RESULT NAME | COUNTRY | AGE | VENUE | DATE |
|--------------------------------|-----------------------------|-------------------------|-----------------------|--------------------------------------|-------------|
| World Record WR | 12.80 Aries MERRITT | USA | 27 | Bruxelles (Boudewijnstadion) | 7 Sep 2012 |
| Championships Record CR | 12.91 Colin JACKSON | GBR | 26 | Stuttgart (Gottlieb-Daimler Stadion) | 20 Aug 1993 |
| World Leading WL | 12.98 Grant HOLLOWAY | USA | 22 | Austin, TX (USA) | 7 Jun 2019 |
| Area Record AR | National Record NR | Personal Best PB | Season Best SB | | |

2 October 2019

| RANK | BIB | NAME | COUNTRY | DATE of BIRTH | PHASE | HEAT | LANE | PLACE | RESULT | WIND |
|------|-----|-------------------------|---------|---------------|------------|------|------|-------|--------------------------|------|
| 1 | | Grant HOLLOWAY | USA | 19 Nov 97 | Final | 1 | 6 | 1 | 13.10 | +0.6 |
| | | | | | Semi-Final | 1 | 5 | 2 | 13.10 Q | +1.1 |
| | | | | | Round 1 | 4 | 8 | 3 | 13.22 Q | +0.4 |
| 2 | | Sergey SHUBENKOV | ANA | 4 Oct 90 | Final | 1 | 9 | 2 | 13.15 | +0.6 |
| | | | | | Semi-Final | 1 | 6 | 5 | 13.18 Q | +1.1 |
| | | | | | Round 1 | 2 | 6 | 4 | 13.27 Q | +0.5 |
| 3 | | Pascal MARTINOT-LAGARDE | FRA | 22 Sep 91 | Final | 1 | 7 | 3 | 13.18 | +0.6 |
| | | | | | Semi-Final | 2 | 6 | 3 | 13.12 Q SB | +0.9 |
| | | | | | Round 1 | 3 | 5 | 12 | 13.45 Q | -0.4 |
| 3 | | Orlando ORTEGA | ESP | 29 Jul 91 | Final | 1 | 5 | 3 | 13.30 | +0.6 |
| | | | | | Semi-Final | 3 | 4 | 4 | 13.16 Q | +0.6 |
| | | | | | Round 1 | 5 | 9 | 1 | 13.15 Q | -0.5 |
| 5 | | Wenjun XIE | CHN | 11 Jul 90 | Final | 1 | 2 | 5 | 13.29 | +0.6 |
| | | | | | Semi-Final | 2 | 7 | 6 | 13.22 q | +0.9 |
| | | | | | Round 1 | 2 | 8 | 7 | 13.38 Q | +0.5 |
| 6 | | Shane BRATHWAITE | BAR | 8 Feb 90 | Final | 1 | 1 | 6 | 13.61 | +0.6 |
| | | | | | Semi-Final | 1 | 8 | 23 | 14.29 qJ | +1.1 |
| | | | | | Round 1 | 2 | 3 | 17 | 13.51 Q | +0.5 |
| 7 | | Devon ALLEN | USA | 12 Dec 94 | Final | 1 | 3 | 7 | 13.70 | +0.6 |
| | | | | | Semi-Final | 2 | 9 | 8 | 13.36 q | +0.9 |
| | | | | | Round 1 | 1 | 7 | 13 | 13.46 Q | +0.2 |
| 8 | | Milan TRAJKOVIC | CYP | 17 Mar 92 | Final | 1 | 8 | 8 | 13.87 | +0.6 |
| | | | | | Semi-Final | 3 | 7 | 7 | 13.29 Q SB | +0.6 |
| | | | | | Round 1 | 1 | 3 | 6 | 13.37 Q SB | +0.2 |
| | | Omar MCLEOD | JAM | 25 Apr 94 | Final | 1 | 4 | | DQ | +0.6 |
| | | | | | Semi-Final | 2 | 5 | 1 | 13.08 Q | +0.9 |
| | | | | | Round 1 | 1 | 9 | 2 | 13.17 Q | +0.2 |

NOTE IAAF Rule 163.2(b) - Jostling / Obstruction

| ALL-TIME TOP LIST | | | | SEASON TOP LIST | | | |
|-------------------|------------------------|-------------------------------------|-----------|-----------------|-------------------------------|------------------------------|--------|
| RESULT | NAME | VENUE | DATE | RESULT | NAME | VENUE | 2019 |
| 12.80 | Aries MERRITT (USA) | Bruxelles (Boudewijnstadion) | 7 Sep 12 | 12.98 | Grant HOLLOWAY (USA) | Austin, TX (USA) | 7 Jun |
| 12.87 | Dayron ROBLES (CUB) | Ostrava | 12 Jun 08 | 13.00 | Daniel ROBERTS (USA) | Austin, TX (USA) | 7 Jun |
| 12.88 | Xiang LIU (CHN) | Lausanne (Pontaise) | 11 Jul 06 | 13.05 | Orlando ORTEGA (ESP) | Lausanne (SUI) | 5 Jul |
| 12.89 | David OLIVER (USA) | Paris Saint-Denis (Stade de France) | 16 Jul 10 | 13.07 | Omar MCLEOD (JAM) | Olympiastadion, Berlin (GER) | 1 Sep |
| 12.90 | Dominique ARNOLD (USA) | Lausanne (Pontaise) | 11 Jul 06 | 13.12 | Sergey SHUBENKOV (ANA) | Rabat (MAR) | 16 Jun |
| 12.90 | Omar MCLEOD (JAM) | Kingston (NS), JAM | 24 Jun 17 | 13.12 | Pascal MARTINOT-LAGARDE (FRA) | Doha | 2 Oct |
| 12.91 | Colin JACKSON (GBR) | tuttgart (Gottlieb-Daimler Stadion) | 20 Aug 93 | 13.17 | Wenjun XIE (CHN) | Shanghai (CHN) | 18 May |
| 12.92 | Roger KINGDOM (USA) | Zürich (Letzigrund) | 16 Aug 89 | 13.17 | Freddie CRITTENDEN (USA) | Stade Charléty, Paris (FRA) | 24 Aug |
| 12.92 | Allen JOHNSON (USA) | Atlanta, GA | 23 Jun 96 | 13.18 | Gabriel CONSTANTINO (BRA) | Székesfehérvár (HUN) | 9 Jul |
| 12.92 | Sergey SHUBENKOV (ANA) | Székesfehérvár (HUN) | 2 Jul 18 | 13.22 | Ronald LEVY (JAM) | Stade Charléty, Paris (FRA) | 24 Aug |

SUMMARY



110 Metres Hurdles Men - Semi-Final

First 2 in each heat (Q) and the next 2 fastest (q) advance to the Final

ATHLETE LEVY (JAM) DISQUALIFIED BY THE JURY OF APPEAL

| RECORDS | RESULT | NAME | COUNTRY | AGE | VENUE | DATE |
|--------------------------------|--------|---------------------------|---------|-------------------------|--------------------------------------|-----------------------|
| World Record WR | 12.80 | Aries MERRITT | USA | 27 | Bruxelles (Boudewijnstadion) | 7 Sep 2012 |
| Championships Record CR | 12.91 | Colin JACKSON | GBR | 26 | Stuttgart (Gottlieb-Daimler Stadion) | 20 Aug 1993 |
| World Leading WL | 12.98 | Grant HOLLOWAY | USA | 22 | Austin, TX (USA) | 7 Jun 2019 |
| Area Record AR | | National Record NR | | Personal Best PB | | Season Best SB |

2 October 2019

| RANK | PLACE | HEAT | LANE | BIB | NAME | COUNTRY | DATE OF BIRTH | RESULT | WIND |
|------|-------|------|------|-----|-------------------------|---------|---------------|--------------|------------------|
| 1 | 1 | 2 | 5 | | Omar MCLEOD | JAM | 25 Apr 94 | 13.08 | Q +0.9 |
| 2 | 1 | 1 | 5 | | Grant HOLLOWAY | USA | 19 Nov 97 | 13.10 | Q +1.1 |
| 3 | 2 | 2 | 6 | | Pascal MARTINOT-LAGARDE | FRA | 22 Sep 91 | 13.12 | Q SB +0.9 |
| 4 | 1 | 3 | 4 | | Orlando ORTEGA | ESP | 29 Jul 91 | 13.16 | Q +0.6 |
| 5 | 2 | 1 | 6 | | Sergey SHUBENKOV | ANA | 4 Oct 90 | 13.18 | Q +1.1 |
| 6 | 3 | 2 | 7 | | Wenjun XIE | CHN | 11 Jul 90 | 13.22 | q +0.9 |
| 7 | 2 | 3 | 7 | | Milan TRAJKOVIC | CYP | 17 Mar 92 | 13.29 | Q SB +0.6 |
| 8 | 4 | 2 | 9 | | Devon ALLEN | USA | 12 Dec 94 | 13.36 | q +0.9 |
| 9 | 3 | 3 | 5 | | Antonio ALKANA | RSA | 12 Apr 90 | 13.47 | +0.6 |
| 10 | 3 | 1 | 2 | | Dimitri BASCOU | FRA | 20 Jul 87 | 13.48 | +1.1 |
| 11 | 5 | 2 | 8 | | Kuei-Ru CHEN | TPE | 22 Sep 93 | 13.52 (.513) | +0.9 |
| 12 | 6 | 2 | 2 | | Hassane FOFANA | ITA | 28 Apr 92 | 13.52 (.514) | +0.9 |
| 13 | 7 | 2 | 4 | | Jason JOSEPH | SUI | 11 Oct 98 | 13.53 | +0.9 |
| 14 | 4 | 3 | 9 | | Konstantinos DOUVALIDIS | GRE | 10 Mar 87 | 13.54 | +0.6 |
| 15 | 4 | 1 | 9 | | Yaqoub Mohamed AL YOUHA | KUW | 31 Jan 93 | 13.57 (.561) | +1.1 |
| 16 | 5 | 3 | 8 | | Andrew RILEY | JAM | 6 Sep 88 | 13.57 (.568) | +0.6 |
| 17 | 6 | 3 | 6 | | Shunya TAKAYAMA | JPN | 3 Sep 94 | 13.58 | +0.6 |
| 18 | 5 | 1 | 4 | | Andrew POZZI | GBR | 15 May 92 | 13.60 (.591) | +1.1 |
| 19 | 6 | 1 | 3 | | Orlando BENNETT | JAM | 12 Oct 99 | 13.60 (.594) | +1.1 |
| 19 | 7 | 3 | 3 | | Wilhem BELOCIAN | FRA | 22 Jun 95 | 13.60 (.594) | +0.6 |
| 21 | 8 | 3 | 2 | | Nicholas HOUGH | AUS | 20 Oct 93 | 13.61 | +0.6 |
| 22 | 8 | 2 | 3 | | Yohan CHAVERRA | COL | 21 Mar 95 | 13.76 | +0.9 |
| 23 | 7 | 1 | 8 | | Shane BRATHWAITE | BAR | 8 Feb 90 | 14.29 | qJ +1.1 |
| | | | 1 | 7 | Ronald LEVY | JAM | 30 Oct 92 | DQ | 168.6 +1.1 |

NOTE IAAF Rule 168.6 - Knocking a hurdle in another lane

| ALL-TIME TOP LIST | | | | SEASON TOP LIST | | | |
|-------------------|------------------------|-------------------------------------|-----------|-----------------|-------------------------------|------------------------------|--------|
| RESULT | NAME | VENUE | DATE | RESULT | NAME | VENUE | 2019 |
| 12.80 | Aries MERRITT (USA) | Bruxelles (Boudewijnstadion) | 7 Sep 12 | 12.98 | Grant HOLLOWAY (USA) | Austin, TX (USA) | 7 Jun |
| 12.87 | Dayron ROBLES (CUB) | Ostrava | 12 Jun 08 | 13.00 | Daniel ROBERTS (USA) | Austin, TX (USA) | 7 Jun |
| 12.88 | Xiang LIU (CHN) | Lausanne (Pontaise) | 11 Jul 06 | 13.05 | Orlando ORTEGA (ESP) | Lausanne (SUI) | 5 Jul |
| 12.89 | David OLIVER (USA) | Paris Saint-Denis (Stade de France) | 16 Jul 10 | 13.07 | Omar MCLEOD (JAM) | Olympiastadion, Berlin (GER) | 1 Sep |
| 12.90 | Dominique ARNOLD (USA) | Lausanne (Pontaise) | 11 Jul 06 | 13.12 | Sergey SHUBENKOV (ANA) | Rabat (MAR) | 16 Jun |
| 12.90 | Omar MCLEOD (JAM) | Kingston (NS), JAM | 24 Jun 17 | 13.12 | Pascal MARTINOT-LAGARDE (FRA) | Doha | 2 Oct |
| 12.91 | Colin JACKSON (GBR) | tuttgart (Gottlieb-Daimler Stadion) | 20 Aug 93 | 13.17 | Wenjun XIE (CHN) | Shanghai (CHN) | 18 May |
| 12.92 | Roger KINGDOM (USA) | Zürich (Letzigrund) | 16 Aug 89 | 13.17 | Freddie CRITTENDEN (USA) | Stade Charléty, Paris (FRA) | 24 Aug |
| 12.92 | Allen JOHNSON (USA) | Atlanta, GA | 23 Jun 96 | 13.18 | Gabriel CONSTANTINO (BRA) | Székesfehérvár (HUN) | 9 Jul |
| 12.92 | Sergey SHUBENKOV (ANA) | Székesfehérvár (HUN) | 2 Jul 18 | 13.22 | Ronald LEVY (JAM) | Stade Charléty, Paris (FRA) | 24 Aug |

RESULTS



110 Metres Hurdles Men - Semi-Final

First 2 in each heat (Q) and the next 2 fastest (q) advance to the Final

ATHLETE BRATHWAITE (BAR) ADVANCED TO THE FINAL BY THE JURY OF APPEAL

| RECORDS | RESULT NAME | COUNTRY | AGE | VENUE | DATE |
|--------------------------------|-----------------------------|-------------------------|-----------------------|--------------------------------------|-------------|
| World Record WR | 12.80 Aries MERRITT | USA | 27 | Bruxelles (Boudewijnstadion) | 7 Sep 2012 |
| Championships Record CR | 12.91 Colin JACKSON | GBR | 26 | Stuttgart (Gottlieb-Daimler Stadion) | 20 Aug 1993 |
| World Leading WL | 12.98 Grant HOLLOWAY | USA | 22 | Austin, TX (USA) | 7 Jun 2019 |
| Area Record AR | National Record NR | Personal Best PB | Season Best SB | | |

| Heat 1 | | 3 | 2 October 2019 | 20:05 START TIME | 26° C TEMPERATURE | 59 % HUMIDITY | +1.1 m/s WIND |
|--------|-------------------------|---------|----------------|------------------|-------------------|---------------|---------------|
| PLACE | NAME | COUNTRY | DATE OF BIRTH | LANE | RESULT | REACTION | Fn |
| 1 | Grant HOLLOWAY | USA | 19 Nov 97 | 5 | 13.10 | Q | 0.166 |
| 2 | Sergey SHUBENKOV | ANA | 4 Oct 90 | 6 | 13.18 | Q | 0.129 |
| 3 | Dimitri BASCOU | FRA | 20 Jul 87 | 2 | 13.48 | | 0.152 |
| 4 | Yaqoub Mohamed AL YOUHA | KUW | 31 Jan 93 | 9 | 13.57 | [.561] | 0.154 |
| 5 | Andrew POZZI | GBR | 15 May 92 | 4 | 13.60 | [.591] | 0.123 |
| 6 | Orlando BENNETT | JAM | 12 Oct 99 | 3 | 13.60 | [.594] | 0.162 |
| 7 | Ronald LEVY | JAM | 30 Oct 92 | 7 | 13.60 | [.596] | 0.163 |
| 8 | Shane BRATHWAITE | BAR | 8 Feb 90 | 8 | 14.29 | qJ | 0.169 |

| Heat 2 | | 3 | 2 October 2019 | 20:15 START TIME | 26° C TEMPERATURE | 59 % HUMIDITY | +0.9 m/s WIND |
|--------|-------------------------|---------|----------------|------------------|-------------------|--------------------|---------------|
| PLACE | NAME | COUNTRY | DATE OF BIRTH | LANE | RESULT | REACTION | Fn |
| 1 | Omar MCLEOD | JAM | 25 Apr 94 | 5 | 13.08 | Q | 0.141 |
| 2 | Pascal MARTINOT-LAGARDE | FRA | 22 Sep 91 | 6 | 13.12 | Q SB | 0.163 |
| 3 | Wenjun XIE | CHN | 11 Jul 90 | 7 | 13.22 | q | 0.137 |
| 4 | Devon ALLEN | USA | 12 Dec 94 | 9 | 13.36 | q | 0.119 |
| 5 | Kuei-Ru CHEN | TPE | 22 Sep 93 | 8 | 13.52 | [.513] | 0.132 |
| 6 | Hassane FOFANA | ITA | 28 Apr 92 | 2 | 13.52 | [.514] | 0.155 |
| 7 | Jason JOSEPH | SUI | 11 Oct 98 | 4 | 13.53 | | 0.158 |
| 8 | Yohan CHAVERRA | COL | 21 Mar 95 | 3 | 13.76 | | 0.164 |

| Heat 3 | | 3 | 2 October 2019 | 20:21 START TIME | 26° C TEMPERATURE | 59 % HUMIDITY | +0.6 m/s WIND |
|--------|-------------------------|---------|----------------|------------------|-------------------|--------------------|---------------|
| PLACE | NAME | COUNTRY | DATE OF BIRTH | LANE | RESULT | REACTION | Fn |
| 1 | Orlando ORTEGA | ESP | 29 Jul 91 | 4 | 13.16 | Q | 0.131 |
| 2 | Milan TRAJKOVIC | CYP | 17 Mar 92 | 7 | 13.29 | Q SB | 0.162 |
| 3 | Antonio ALKANA | RSA | 12 Apr 90 | 5 | 13.47 | | 0.123 |
| 4 | Konstantinos DOUVALIDIS | GRE | 10 Mar 87 | 9 | 13.54 | | 0.198 |
| 5 | Andrew RILEY | JAM | 6 Sep 88 | 8 | 13.57 | [.568] | 0.136 |
| 6 | Shunya TAKAYAMA | JPN | 3 Sep 94 | 6 | 13.58 | | 0.144 |
| 7 | Wilhem BELOCIAN | FRA | 22 Jun 95 | 3 | 13.60 | [.594] | 0.133 |
| 8 | Nicholas HOUGH | AUS | 20 Oct 93 | 2 | 13.61 | | 0.176 |

| ALL-TIME TOP LIST | | | | SEASON TOP LIST | | | |
|-------------------|------------------------|-------------------------------------|-----------|-----------------|-------------------------------|------------------------------|--------|
| RESULT | NAME | VENUE | DATE | RESULT | NAME | VENUE | 2019 |
| 12.80 | Aries MERRITT (USA) | Bruxelles (Boudewijnstadion) | 7 Sep 12 | 12.98 | Grant HOLLOWAY (USA) | Austin, TX (USA) | 7 Jun |
| 12.87 | Dayron ROBLES (CUB) | Ostrava | 12 Jun 08 | 13.00 | Daniel ROBERTS (USA) | Austin, TX (USA) | 7 Jun |
| 12.88 | Xianq LIU (CHN) | Lausanne (Pontaise) | 11 Jul 06 | 13.05 | Orlando ORTEGA (ESP) | Lausanne (SUI) | 5 Jul |
| 12.89 | David OLIVER (USA) | Paris Saint-Denis (Stade de France) | 16 Jul 10 | 13.07 | Omar MCLEOD (JAM) | Olympiastadion, Berlin (GER) | 1 Sep |
| 12.90 | Dominique ARNOLD (USA) | Lausanne (Pontaise) | 11 Jul 06 | 13.12 | Sergey SHUBENKOV (ANA) | Rabat (MAR) | 16 Jun |
| 12.90 | Omar MCLEOD (JAM) | Kingston (NS), JAM | 24 Jun 17 | 13.12 | Pascal MARTINOT-LAGARDE (FRA) | Doha | 2 Oct |
| 12.91 | Colin JACKSON (GBR) | tuttgart (Gottlieb-Daimler Stadion) | 20 Aug 93 | 13.17 | Wenjun XIE (CHN) | Shanghai (CHN) | 18 May |
| 12.92 | Roger KINGDOM (USA) | Zürich (Letzigrund) | 16 Aug 89 | 13.17 | Freddie CRITTENDEN (USA) | Stade Charléty, Paris (FRA) | 24 Aug |
| 12.92 | Allen JOHNSON (USA) | Atlanta, GA | 23 Jun 96 | 13.18 | Gabriel CONSTANTINO (BRA) | Székesfehérvár (HUN) | 9 Jul |
| 12.92 | Sergey SHUBENKOV (ANA) | Székesfehérvár (HUN) | 2 Jul 18 | 13.22 | Ronald LEVY (JAM) | Stade Charléty, Paris (FRA) | 24 Aug |

SUMMARY



110 Metres Hurdles Men - Round 1

First 4 in each heat (Q) and the next 4 fastest (q) advance to the Semi-Finals

| RECORDS | RESULT | NAME | COUNTRY | AGE | VENUE | DATE |
|--------------------------------|--------|---------------------------|---------|-------------------------|--------------------------------------|-----------------------|
| World Record WR | 12.80 | Aries MERRITT | USA | 27 | Bruxelles (Boudewijnstadion) | 7 Sep 2012 |
| Championships Record CR | 12.91 | Colin JACKSON | GBR | 26 | Stuttgart (Gottlieb-Daimler Stadion) | 20 Aug 1993 |
| World Leading WL | 12.98 | Grant HOLLOWAY | USA | 22 | Austin, TX (USA) | 7 Jun 2019 |
| Area Record AR | | National Record NR | | Personal Best PB | | Season Best SB |

30 September 2019

| RANK | PLACE | HEAT | LANE | BIB | NAME | COUNTRY | DATE of BIRTH | RESULT | WIND |
|------|-------|------|------|-----|-------------------------|---------|---------------|--------------|------------------|
| 1 | 1 | 5 | 9 | | Orlando ORTEGA | ESP | 29 Jul 91 | 13.15 | Q -0.5 |
| 2 | 1 | 1 | 9 | | Omar MCLEOD | JAM | 25 Apr 94 | 13.17 | Q +0.2 |
| 3 | 1 | 4 | 8 | | Grant HOLLOWAY | USA | 19 Nov 97 | 13.22 | Q +0.4 |
| 4 | 1 | 2 | 6 | | Sergey SHUBENKOV | ANA | 4 Oct 90 | 13.27 | Q +0.5 |
| 5 | 2 | 4 | 7 | | Shunya TAKAYAMA | JPN | 3 Sep 94 | 13.32 | Q +0.4 |
| 6 | 2 | 1 | 3 | | Milan TRAJKOVIC | CYP | 17 Mar 92 | 13.37 | Q SB +0.2 |
| 7 | 2 | 2 | 8 | | Wenjun XIE | CHN | 11 Jul 90 | 13.38 (.376) | Q +0.5 |
| 8 | 3 | 2 | 5 | | Jason JOSEPH | SUI | 11 Oct 98 | 13.39 | Q NR +0.5 |
| 9 | 3 | 1 | 6 | | Antonio ALKANA | RSA | 12 Apr 90 | 13.41 | Q +0.2 |
| 10 | 3 | 4 | 4 | | Konstantinos DOUVALIDIS | GRE | 10 Mar 87 | 13.43 (.421) | Q SB +0.4 |
| 11 | 4 | 4 | 6 | | Yaqoub Mohamed AL YOUHA | KUW | 31 Jan 93 | 13.43 (.429) | Q +0.4 |
| 12 | 1 | 3 | 5 | | Pascal MARTINOT-LAGARDE | FRA | 22 Sep 91 | 13.45 | Q -0.4 |
| 13 | 4 | 1 | 7 | | Devon ALLEN | USA | 12 Dec 94 | 13.46 | Q +0.2 |
| 14 | 2 | 5 | 7 | | Ronald LEVY | JAM | 30 Oct 92 | 13.48 | Q -0.5 |
| 15 | 5 | 1 | 2 | | Hassane FOFANA | ITA | 28 Apr 92 | 13.49 | q +0.2 |
| 16 | 5 | 4 | 5 | | Orlando BENNETT | JAM | 12 Oct 99 | 13.50 | q +0.4 |
| 17 | 4 | 2 | 3 | | Shane BRATHWAITE | BAR | 8 Feb 90 | 13.51 | Q +0.5 |
| 18 | 2 | 3 | 9 | | Andrew POZZI | GBR | 15 May 92 | 13.53 (.522) | Q -0.4 |
| 19 | 6 | 4 | 2 | | Dimitri BASCOU | FRA | 20 Jul 87 | 13.53 (.524) | q +0.4 |
| 20 | 3 | 5 | 6 | | Kuei-Ru CHEN | TPE | 22 Sep 93 | 13.57 | Q -0.5 |
| 21 | 6 | 1 | 5 | | Nicholas HOUGH | AUS | 20 Oct 93 | 13.60 (.592) | q +0.2 |
| 22 | 5 | 2 | 4 | | Valdó SZŰCS | HUN | 29 Jun 95 | 13.60 (.597) | +0.5 |
| 23 | 7 | 1 | 8 | | Vitali PAROKHONKA | BLR | 18 Aug 93 | 13.65 | +0.2 |
| 24 | 4 | 5 | 8 | | Wilhem BELOCIAN | FRA | 22 Jun 95 | 13.67 (.663) | Q -0.5 |
| 25 | 3 | 3 | 2 | | Andrew RILEY | JAM | 6 Sep 88 | 13.67 (.666) | Q -0.4 |
| 26 | 5 | 5 | 4 | | Jianhang ZENG | CHN | 17 Sep 98 | 13.68 | -0.5 |
| 27 | 6 | 5 | 5 | | Lorenzo PERINI | ITA | 22 Jul 94 | 13.70 | -0.5 |
| 28 | 6 | 2 | 9 | | Elmo LAKKA | FIN | 10 Apr 93 | 13.73 | +0.5 |
| 29 | 7 | 2 | 7 | | Taio KANAI | JPN | 28 Sep 95 | 13.74 | +0.5 |
| 30 | 7 | 5 | 2 | | Louis François MENDY | SEN | 2 Mar 99 | 13.75 | -0.5 |
| 31 | 4 | 3 | 8 | | Yohan CHAVERRA | COL | 21 Mar 95 | 13.76 | Q -0.4 |
| 32 | 8 | 2 | 2 | | Eduardo RODRIGUES | BRA | 8 Oct 95 | 13.92 | +0.5 |
| 33 | 5 | 3 | 3 | | Ruan DE VRIES | RSA | 1 Feb 86 | 14.07 | -0.4 |
| 34 | 8 | 5 | 3 | | Roger IRIBARNE | CUB | 2 Jan 96 | 14.37 | -0.5 |
| 35 | 7 | 4 | 9 | | Xaysa ANOUSONE | LAO | 20 Mar 94 | 14.54 | +0.4 |
| 36 | 8 | 4 | 1 | | Fadane HAMADI | COM | 21 Jul 92 | 14.79 | +0.4 |
| | | 3 | 7 | | Jeffrey JULMIS | HAI | 30 Sep 87 | DQ | 162.8 -0.4 |
| | | 3 | 4 | | Daniel ROBERTS | USA | 13 Nov 97 | DQ | 168.6 -0.4 |
| | | 1 | 4 | | Gabriel CONSTANTINO | BRA | 9 Feb 95 | DQ | 168.7(b) +0.2 |
| | | 4 | 3 | | Damian CZYKIER | POL | 10 Aug 92 | DNS | +0.4 |

SUMMARY
110 Metres Hurdles Men - Round 1

30 September 2019

| RANK | PLACE | HEAT | LANE | BIB | NAME | COUNTRY | DATE of BIRTH | RESULT | WIND |
|------|-------|------|------|-----|------------------|---------|---------------|------------|------|
| | 3 | | 6 | | Shunsuke IZUMIYA | JPN | 26 Jan 00 | DNS | -0.4 |

NOTE IAAF Rule 168.7(b) - Deliberately knocking down a hurdle
 IAAF Rule 162.8 - False Start
 IAAF Rule 168.6 - Knocking a hurdle in another lane

| ALL-TIME TOP LIST | | | | | SEASON TOP LIST | | | | |
|-------------------|------------------------|-------------------------------------|-----------|--|-----------------|-------------------------------|------------------------------|--------|--|
| RESULT | NAME | VENUE | DATE | | RESULT | NAME | VENUE | 2019 | |
| 12.80 | Aries MERRITT (USA) | Bruxelles (Boudewijnstadion) | 7 Sep 12 | | 12.98 | Grant HOLLOWAY (USA) | Austin, TX (USA) | 7 Jun | |
| 12.87 | Dayron ROBLES (CUB) | Ostrava | 12 Jun 08 | | 13.00 | Daniel ROBERTS (USA) | Austin, TX (USA) | 7 Jun | |
| 12.88 | Xiang LIU (CHN) | Lausanne (Pontaise) | 11 Jul 06 | | 13.05 | Orlando ORTEGA (ESP) | Lausanne (SUI) | 5 Jul | |
| 12.89 | David OLIVER (USA) | Paris Saint-Denis (Stade de France) | 16 Jul 10 | | 13.07 | Omar MCLEOD (JAM) | Olympiastadion, Berlin (GER) | 1 Sep | |
| 12.90 | Dominique ARNOLD (USA) | Lausanne (Pontaise) | 11 Jul 06 | | 13.12 | Sergey SHUBENKOV (ANA) | Rabat (MAR) | 16 Jun | |
| 12.90 | Omar MCLEOD (JAM) | Kingston (NS), JAM | 24 Jun 17 | | 13.17 | Wenjun XIE (CHN) | Shanghai (CHN) | 18 May | |
| 12.91 | Colin JACKSON (GBR) | tuttgart (Gottlieb-Daimler Stadion) | 20 Aug 93 | | 13.17 | Freddie CRITTENDEN (USA) | Stade Charléty, Paris (FRA) | 24 Aug | |
| 12.92 | Roger KINGDOM (USA) | Zürich (Letzigrund) | 16 Aug 89 | | 13.18 | Gabriel CONSTANTINO (BRA) | Székesfehérvár (HUN) | 9 Jul | |
| 12.92 | Allen JOHNSON (USA) | Atlanta, GA | 23 Jun 96 | | 13.22 | Ronald LEVY (JAM) | Stade Charléty, Paris (FRA) | 24 Aug | |
| 12.92 | Sergey SHUBENKOV (ANA) | Székesfehérvár (HUN) | 2 Jul 18 | | 13.24 | Pascal MARTINOT-LAGARDE (FRA) | tade Charléty, Paris (FRA) | 24 Aug | |



RESULTS



110 Metres Hurdles Men - Round 1

First 4 in each heat (Q) and the next 4 fastest (q) advance to the Semi-Finals

| RECORDS | RESULT NAME | COUNTRY | AGE | VENUE | DATE |
|--------------------------------|-----------------------------|-------------------------|-----------------------|--------------------------------------|-------------|
| World Record WR | 12.80 Aries MERRITT | USA | 27 | Bruxelles (Boudewijnstadion) | 7 Sep 2012 |
| Championships Record CR | 12.91 Colin JACKSON | GBR | 26 | Stuttgart (Gottlieb-Daimler Stadion) | 20 Aug 1993 |
| World Leading WL | 12.98 Grant HOLLOWAY | USA | 22 | Austin, TX (USA) | 7 Jun 2019 |
| Area Record AR | National Record NR | Personal Best PB | Season Best SB | | |

| Heat 1 | | 5 | 30 September 2019 | 20:05 START TIME | 27° C TEMPERATURE | 73 % HUMIDITY | +0.2m/s WIND |
|--------|----------------------------|---------|-------------------|------------------|----------------------|--------------------|-----------------|
| PLACE | NAME | COUNTRY | DATE OF BIRTH | LANE | RESULT | REACTION | Fn |
| 1 | Omar MCLEOD | JAM | 25 Apr 94 | 9 | 13.17 | Q | 0.132 |
| 2 | Milan TRAJKOVIC | CYP | 17 Mar 92 | 3 | 13.37 | Q SB | 0.148 |
| 3 | Antonio ALKANA | RSA | 12 Apr 90 | 6 | 13.41 | Q | 0.126 |
| 4 | Devon ALLEN | USA | 12 Dec 94 | 7 | 13.46 | Q | 0.125 |
| 5 | Hassane FOFANA | ITA | 28 Apr 92 | 2 | 13.49 | q | 0.158 |
| 6 | Nicholas HOUGH | AUS | 20 Oct 93 | 5 | 13.60 [.592] | q | 0.144 |
| 7 | Vitali PAROKHONKA | BLR | 18 Aug 93 | 8 | 13.65 | | 0.157 |
| | Gabriel CONSTANTINO | BRA | 9 Feb 95 | 4 | DQ 168.7(b) | | 0.149 |

NOTE IAAF Rule 168.7(b) - Deliberately knocking down a hurdle

| Heat 2 | | 5 | 30 September 2019 | 20:13 START TIME | 27° C TEMPERATURE | 73 % HUMIDITY | +0.5m/s WIND |
|--------|--------------------------|---------|-------------------|------------------|----------------------|--------------------|-----------------|
| PLACE | NAME | COUNTRY | DATE OF BIRTH | LANE | RESULT | REACTION | Fn |
| 1 | Sergey SHUBENKOV | ANA | 4 Oct 90 | 6 | 13.27 | Q | 0.138 |
| 2 | Wenjun XIE | CHN | 11 Jul 90 | 8 | 13.38 [.376] | Q | 0.156 |
| 3 | Jason JOSEPH | SUI | 11 Oct 98 | 5 | 13.39 | Q NR | 0.183 |
| 4 | Shane BRATHWAITE | BAR | 8 Feb 90 | 3 | 13.51 | Q | 0.156 |
| 5 | Valdó SZŰCS | HUN | 29 Jun 95 | 4 | 13.60 [.597] | | 0.142 |
| 6 | Elmo LAKKA | FIN | 10 Apr 93 | 9 | 13.73 | | 0.156 |
| 7 | Taio KANAI | JPN | 28 Sep 95 | 7 | 13.74 | | 0.125 |
| 8 | Eduardo RODRIGUES | BRA | 8 Oct 95 | 2 | 13.92 | | 0.165 |

| Heat 3 | | 5 | 30 September 2019 | 20:20 START TIME | 27° C TEMPERATURE | 73 % HUMIDITY | -0.4m/s WIND |
|--------|--------------------------------|---------|-------------------|------------------|----------------------|------------------|-----------------|
| PLACE | NAME | COUNTRY | DATE OF BIRTH | LANE | RESULT | REACTION | Fn |
| 1 | Pascal MARTINOT-LAGARDE | FRA | 22 Sep 91 | 5 | 13.45 | Q | 0.160 |
| 2 | Andrew POZZI | GBR | 15 May 92 | 9 | 13.53 [.522] | Q | 0.160 |
| 3 | Andrew RILEY | JAM | 6 Sep 88 | 2 | 13.67 [.666] | Q | 0.157 |
| 4 | Yohan CHAVERRA | COL | 21 Mar 95 | 8 | 13.76 | Q | 0.159 |
| 5 | Ruan DE VRIES | RSA | 1 Feb 86 | 3 | 14.07 | | 0.150 |
| | Jeffrey JULMIS | HAI | 30 Sep 87 | 7 | DQ 162.8 | | -0.217 F1 |
| | Daniel ROBERTS | USA | 13 Nov 97 | 4 | DQ 168.6 | | 0.186 |
| | Shunsuke IZUMIYA | JPN | 26 Jan 00 | 6 | DNS | | |

NOTE IAAF Rule 162.8 - False Start
IAAF Rule 168.6 - Knocking a hurdle in another lane

RESULTS
110 Metres Hurdles Men - Round 1

Heat 4 **5** **30 September 2019** 20:30 START TIME **27° C** **73 %**
TEMPERATURE HUMIDITY  **+0.4m/s**
WIND

| PLACE | NAME | COUNTRY | DATE OF BIRTH | LANE | RESULT | REACTION | Fn |
|-------|--------------------------------|---------|---------------|------|---------------------|--------------------|-------|
| 1 | Grant HOLLOWAY | USA | 19 Nov 97 | 8 | 13.22 | Q | 0.160 |
| 2 | Shunya TAKAYAMA | JPN | 3 Sep 94 | 7 | 13.32 | Q | 0.146 |
| 3 | Konstantinos DOUVALIDIS | GRE | 10 Mar 87 | 4 | 13.43 [.421] | Q SB | 0.142 |
| 4 | Yaqoub Mohamed AL YOUHA | KUW | 31 Jan 93 | 6 | 13.43 [.429] | Q | 0.145 |
| 5 | Orlando BENNETT | JAM | 12 Oct 99 | 5 | 13.50 | q | 0.139 |
| 6 | Dimitri BASCOU | FRA | 20 Jul 87 | 2 | 13.53 [.524] | q | 0.142 |
| 7 | Xaysa ANOUSONE | LAO | 20 Mar 94 | 9 | 14.54 | | 0.149 |
| 8 | Fadane HAMADI | COM | 21 Jul 92 | 1 | 14.79 | | 0.166 |
| | Damian CZYKIER | POL | 10 Aug 92 | 3 | DNS | | |

Heat 5 **5** **30 September 2019** 20:36 START TIME **27° C** **73 %**
TEMPERATURE HUMIDITY  **-0.5m/s**
WIND

| PLACE | NAME | COUNTRY | DATE OF BIRTH | LANE | RESULT | REACTION | Fn |
|-------|-----------------------------|---------|---------------|------|---------------------|----------|-------|
| 1 | Orlando ORTEGA | ESP | 29 Jul 91 | 9 | 13.15 | Q | 0.140 |
| 2 | Ronald LEVY | JAM | 30 Oct 92 | 7 | 13.48 | Q | 0.156 |
| 3 | Kuei-Ru CHEN | TPE | 22 Sep 93 | 6 | 13.57 | Q | 0.190 |
| 4 | Wilhem BELOCIAN | FRA | 22 Jun 95 | 8 | 13.67 [.663] | Q | 0.179 |
| 5 | Jianhang ZENG | CHN | 17 Sep 98 | 4 | 13.68 | | 0.219 |
| 6 | Lorenzo PERINI | ITA | 22 Jul 94 | 5 | 13.70 | | 0.214 |
| 7 | Louis François MENDY | SEN | 2 Mar 99 | 2 | 13.75 | | 0.203 |
| 8 | Roger IRIBARNE | CUB | 2 Jan 96 | 3 | 14.37 | | 0.161 |

| ALL-TIME TOP LIST | | | | SEASON TOP LIST | | | |
|-------------------|------------------------|-------------------------------------|-----------|-----------------|-------------------------------|------------------------------|--------|
| RESULT | NAME | VENUE | DATE | RESULT | NAME | VENUE | 2019 |
| 12.80 | Aries MERRITT (USA) | Bruxelles (Boudewijnstadion) | 7 Sep 12 | 12.98 | Grant HOLLOWAY (USA) | Austin, TX (USA) | 7 Jun |
| 12.87 | Dayron ROBLES (CUB) | Ostrava | 12 Jun 08 | 13.00 | Daniel ROBERTS (USA) | Austin, TX (USA) | 7 Jun |
| 12.88 | Xiang LIU (CHN) | Lausanne (Pontaise) | 11 Jul 06 | 13.05 | Orlando ORTEGA (ESP) | Lausanne (SUI) | 5 Jul |
| 12.89 | David OLIVER (USA) | Paris Saint-Denis (Stade de France) | 16 Jul 10 | 13.07 | Omar MCLEOD (JAM) | Olympiastadion, Berlin (GER) | 1 Sep |
| 12.90 | Dominique ARNOLD (USA) | Lausanne (Pontaise) | 11 Jul 06 | 13.12 | Sergey SHUBENKOV (ANA) | Rabat (MAR) | 16 Jun |
| 12.90 | Omar MCLEOD (JAM) | Kingston (NS), JAM | 24 Jun 17 | 13.17 | Wenjun XIE (CHN) | Shanghai (CHN) | 18 May |
| 12.91 | Colin JACKSON (GBR) | tuttgart (Gottlieb-Daimler Stadion) | 20 Aug 93 | 13.17 | Freddie CRITTENDEN (USA) | Stade Charléty, Paris (FRA) | 24 Aug |
| 12.92 | Roger KINGDOM (USA) | Zürich (Letzigrund) | 16 Aug 89 | 13.18 | Gabriel CONSTANTINO (BRA) | Székesfehérvár (HUN) | 9 Jul |
| 12.92 | Allen JOHNSON (USA) | Atlanta, GA | 23 Jun 96 | 13.22 | Ronald LEVY (JAM) | Stade Charléty, Paris (FRA) | 24 Aug |
| 12.92 | Sergey SHUBENKOV (ANA) | Székesfehérvár (HUN) | 2 Jul 18 | 13.24 | Pascal MARTINOT-LAGARDE (FRA) | tade Charléty, Paris (FRA) | 24 Aug |



RESULTS



400 Metres Hurdles Men - Final

| RECORDS | RESULT | NAME | COUNTRY | AGE | VENUE | DATE |
|--------------------------------|---------------------------|-------------------------|-----------------------|-----|--------------------------------------|-------------|
| World Record WR | 46.78 | Kevin YOUNG | USA | 26 | Barcelona (Estadio Olímpico) | 6 Aug 1992 |
| Championships Record CR | 47.18 | Kevin YOUNG | USA | 27 | Stuttgart (Gottlieb-Daimler Stadion) | 19 Aug 1993 |
| World Leading WL | 46.92 | Karsten WARHOLM | NOR | 23 | Zürich (SUI) | 29 Aug 2019 |
| Area Record AR | National Record NR | Personal Best PB | Season Best SB | | | |

30 September 2019 22:41 START TIME 27° C TEMPERATURE 76 % HUMIDITY

| PLACE | NAME | COUNTRY | DATE of BIRTH | LANE | RESULT | REACTION | Fn |
|-------|----------------------------|---------|---------------|------|--------------|-----------------|----|
| 1 | Karsten WARHOLM | NOR | 28 Feb 96 | 4 | 47.42 | 0.164 | |
| 2 | Rai BENJAMIN | USA | 27 Jul 97 | 7 | 47.66 | 0.205 | |
| 3 | Abderrahman SAMBA | QAT | 5 Sep 95 | 9 | 48.03 | 0.198 | |
| 4 | Kyron MCMASTER | IVB | 3 Jan 97 | 2 | 48.10 | SB 0.171 | |
| 5 | TJ HOLMES | USA | 2 Jul 95 | 3 | 48.20 | PB 0.193 | |
| 6 | Yasmani COPELLO | TUR | 15 Apr 87 | 6 | 48.25 | SB 0.177 | |
| 7 | Alison DOS SANTOS | BRA | 3 Jun 00 | 5 | 48.28 | PB 0.208 | |
| 8 | Abdelmalik LAHOULOU | ALG | 7 May 92 | 8 | 49.46 | 0.187 | |

| ALL-TIME TOP LIST | | | |
|-------------------|-------------------------|------------------------------|-----------|
| RESULT | NAME | VENUE | DATE |
| 46.78 | Kevin YOUNG (USA) | Barcelona (Estadio Olímpico) | 6 Aug 92 |
| 46.92 | Karsten WARHOLM (NOR) | Zürich (SUI) | 29 Aug 19 |
| 46.98 | Abderrahman SAMBA (QAT) | Paris (FRA) | 30 Jun 18 |
| 46.98 | Rai BENJAMIN (USA) | Zürich (SUI) | 29 Aug 19 |
| 47.02 | Edwin MOSES (USA) | Koblenz | 31 Aug 83 |
| 47.03 | Bryan BRONSON (USA) | New Orleans, LA | 21 Jun 98 |
| 47.10 | Samuel MATETE (ZAM) | Zürich (Letzigrund) | 7 Aug 91 |
| 47.19 | Andre PHILLIPS (USA) | Seoul (Olympic Stadium) | 25 Sep 88 |
| 47.23 | Amadou DIA BA (SEN) | Seoul (Olympic Stadium) | 25 Sep 88 |
| 47.24 | Kerron CLEMENT (USA) | Carson, CA | 26 Jun 05 |

| SEASON TOP LIST | | | |
|-----------------|---------------------------|-----------------------------|--------|
| RESULT | NAME | VENUE | 2019 |
| 46.92 | Karsten WARHOLM (NOR) | Zürich (SUI) | 29 Aug |
| 46.98 | Rai BENJAMIN (USA) | Zürich (SUI) | 29 Aug |
| 47.27 | Abderrahman SAMBA (QAT) | Shanghai (CHN) | 18 May |
| 48.10 | Kyron MCMASTER (IVB) | Doha | 30 Sep |
| 48.20 | TJ HOLMES (USA) | Doha | 30 Sep |
| 48.25 | Yasmani COPELLO (TUR) | Doha | 30 Sep |
| 48.28 | Alison DOS SANTOS (BRA) | Doha | 30 Sep |
| 48.30 | Ludvy VAILLANT (FRA) | Stade Charléty, Paris (FRA) | 24 Aug |
| 48.39 | Abdelmalik LAHOULOU (ALG) | Doha | 28 Sep |
| 48.48 | Quincy HALL (USA) | Austin, TX (USA) | 7 Jun |

RESULT PROGRESSION



400 Metres Hurdles Men - Final

| RECORDS | RESULT NAME | COUNTRY | AGE | VENUE | DATE |
|--------------------------------|------------------------------|-------------------------|-----------------------|--------------------------------------|-------------|
| World Record WR | 46.78 Kevin YOUNG | USA | 26 | Barcelona (Estadio Olímpico) | 6 Aug 1992 |
| Championships Record CR | 47.18 Kevin YOUNG | USA | 27 | Stuttgart (Gottlieb-Daimler Stadion) | 19 Aug 1993 |
| World Leading WL | 46.92 Karsten WARHOLM | NOR | 23 | Zürich (SUI) | 29 Aug 2019 |
| Area Record AR | National Record NR | Personal Best PB | Season Best SB | | |

30 September 2019

| RANK | BIB | NAME | COUNTRY | DATE of BIRTH | PHASE | HEAT | LANE | PLACE | RESULT |
|------|-----|---------------------|---------|---------------|------------|------|------|-------|--------------------------|
| 1 | | Karsten WARHOLM | NOR | 28 Feb 96 | Final | 1 | 4 | 1 | 47.42 |
| | | | | | Semi-Final | 2 | 4 | 1 | 48.28 Q |
| | | | | | Round 1 | 1 | 4 | 3 | 49.27 Q |
| 2 | | Rai BENJAMIN | USA | 27 Jul 97 | Final | 1 | 7 | 2 | 47.66 |
| | | | | | Semi-Final | 3 | 6 | 6 | 48.52 Q |
| | | | | | Round 1 | 4 | 4 | 10 | 49.62 Q |
| 3 | | Abderrahman SAMBA | QAT | 5 Sep 95 | Final | 1 | 9 | 3 | 48.03 |
| | | | | | Semi-Final | 3 | 5 | 8 | 48.72 Q |
| | | | | | Round 1 | 3 | 8 | 1 | 49.08 Q |
| 4 | | Kyron MCMMASTER | IVB | 3 Jan 97 | Final | 1 | 2 | 4 | 48.10 SB |
| | | | | | Semi-Final | 1 | 5 | 5 | 48.40 q |
| | | | | | Round 1 | 2 | 4 | 9 | 49.60 Q |
| 5 | | TJ HOLMES | USA | 2 Jul 95 | Final | 1 | 3 | 5 | 48.20 PB |
| | | | | | Semi-Final | 2 | 7 | 7 | 48.67 q |
| | | | | | Round 1 | 3 | 9 | 7 | 49.50 Q |
| 6 | | Yasmani COPELLO | TUR | 15 Apr 87 | Final | 1 | 6 | 6 | 48.25 SB |
| | | | | | Semi-Final | 1 | 3 | 3 | 48.39 Q SB |
| | | | | | Round 1 | 5 | 9 | 16 | 49.75 q |
| 7 | | Alison DOS SANTOS | BRA | 3 Jun 00 | Final | 1 | 5 | 7 | 48.28 PB |
| | | | | | Semi-Final | 1 | 6 | 2 | 48.35 Q PB |
| | | | | | Round 1 | 2 | 8 | 13 | 49.66 Q |
| 8 | | Abdelmalik LAHOULOU | ALG | 7 May 92 | Final | 1 | 8 | 8 | 49.46 |
| | | | | | Semi-Final | 2 | 6 | 4 | 48.39 Q NR |
| | | | | | Round 1 | 5 | 8 | 8 | 49.54 Q |

| ALL-TIME TOP LIST | | | | SEASON TOP LIST | | | |
|-------------------|-------------------------|------------------------------|-----------|-----------------|---------------------------|-----------------------------|--------|
| RESULT | NAME | VENUE | DATE | RESULT | NAME | VENUE | 2019 |
| 46.78 | Kevin YOUNG (USA) | Barcelona (Estadio Olímpico) | 6 Aug 92 | 46.92 | Karsten WARHOLM (NOR) | Zürich (SUI) | 29 Aug |
| 46.92 | Karsten WARHOLM (NOR) | Zürich (SUI) | 29 Aug 19 | 46.98 | Rai BENJAMIN (USA) | Zürich (SUI) | 29 Aug |
| 46.98 | Abderrahman SAMBA (QAT) | Paris (FRA) | 30 Jun 18 | 47.27 | Abderrahman SAMBA (QAT) | Shanghai (CHN) | 18 May |
| 46.98 | Rai BENJAMIN (USA) | Zürich (SUI) | 29 Aug 19 | 48.10 | Kyron MCMMASTER (IVB) | Doha | 30 Sep |
| 47.02 | Edwin MOSES (USA) | Koblenz | 31 Aug 83 | 48.20 | TJ HOLMES (USA) | Doha | 30 Sep |
| 47.03 | Bryan BRONSON (USA) | New Orleans, LA | 21 Jun 98 | 48.25 | Yasmani COPELLO (TUR) | Doha | 30 Sep |
| 47.10 | Samuel MATETE (ZAM) | Zürich (Letzigrund) | 7 Aug 91 | 48.28 | Alison DOS SANTOS (BRA) | Doha | 30 Sep |
| 47.19 | Andre PHILLIPS (USA) | Seoul (Olympic Stadium) | 25 Sep 88 | 48.30 | Ludvy VAILLANT (FRA) | Stade Charléty, Paris (FRA) | 24 Aug |
| 47.23 | Amadou DIA BA (SEN) | Seoul (Olympic Stadium) | 25 Sep 88 | 48.39 | Abdelmalik LAHOULOU (ALG) | Doha | 28 Sep |
| 47.24 | Kerron CLEMENT (USA) | Carson, CA | 26 Jun 05 | 48.48 | Quincy HALL (USA) | Austin, TX (USA) | 7 Jun |

SUMMARY



400 Metres Hurdles Men - Semi-Final

First 2 in each heat (Q) and the next 2 fastest (q) advance to the Final

ATHLETE MCMASTER REINSTATED BY JURY OF APPEAL

| RECORDS | RESULT | NAME | COUNTRY | AGE | VENUE | DATE |
|--------------------------------|--------|---------------------------|---------|-------------------------|--------------------------------------|-----------------------|
| World Record WR | 46.78 | Kevin YOUNG | USA | 26 | Barcelona (Estadio Olímpico) | 6 Aug 1992 |
| Championships Record CR | 47.18 | Kevin YOUNG | USA | 27 | Stuttgart (Gottlieb-Daimler Stadion) | 19 Aug 1993 |
| World Leading WL | 46.92 | Karsten WARHOLM | NOR | 23 | Zürich (SUI) | 29 Aug 2019 |
| Area Record AR | | National Record NR | | Personal Best PB | | Season Best SB |

28 September 2019

| RANK | PLACE | HEAT | LANE | BIB | NAME | COUNTRY | DATE of BIRTH | RESULT | |
|------|-------|------|------|-----|------------------------|---------|---------------|--------------|-------------|
| 1 | 1 | 2 | 4 | | Karsten WARHOLM | NOR | 28 Feb 96 | 48.28 | Q |
| 2 | 1 | 1 | 6 | | Alison DOS SANTOS | BRA | 3 Jun 00 | 48.35 | Q PB |
| 3 | 2 | 1 | 3 | | Yasmani COPELLO | TUR | 15 Apr 87 | 48.39 (.386) | Q SB |
| 4 | 2 | 2 | 6 | | Abdelmalik LAHOULOU | ALG | 7 May 92 | 48.39 (.388) | Q NR |
| 5 | 3 | 1 | 5 | | Kyron MCMASTER | IVB | 3 Jan 97 | 48.40 | q |
| 6 | 1 | 3 | 6 | | Rai BENJAMIN | USA | 27 Jul 97 | 48.52 | Q |
| 7 | 3 | 2 | 7 | | TJ HOLMES | USA | 2 Jul 95 | 48.67 | q |
| 8 | 2 | 3 | 5 | | Abderrahman SAMBA | QAT | 5 Sep 95 | 48.72 | Q |
| 9 | 4 | 1 | 7 | | Rasmus MÄGI | EST | 4 May 92 | 48.93 | SB |
| 10 | 3 | 3 | 4 | | Takatoshi ABE | JPN | 12 Nov 91 | 48.97 | |
| 11 | 4 | 3 | 7 | | Thomas BARR | IRL | 24 Jul 92 | 49.02 | SB |
| 12 | 4 | 2 | 5 | | Ludvy VAILLANT | FRA | 15 Mar 95 | 49.10 | |
| 13 | 5 | 1 | 4 | | Mohamed TOUATI | TUN | 9 Sep 98 | 49.14 | PB |
| 14 | 5 | 2 | 9 | | Chris MCALISTER | GBR | 3 Dec 95 | 49.18 | PB |
| 15 | 6 | 1 | 2 | | Amere LATTIN | USA | 12 Jul 97 | 49.20 | |
| 16 | 7 | 1 | 8 | | Kemar MOWATT | JAM | 12 Mar 95 | 49.32 | |
| 17 | 5 | 3 | 9 | | Jabir MADARI PILLYALIL | IND | 8 Jun 96 | 49.71 | |
| 18 | 6 | 3 | 2 | | Fernando VEGA | MEX | 19 Feb 98 | 49.96 | |
| 19 | 7 | 3 | 3 | | Vít MÜLLER | CZE | 31 Aug 96 | 49.97 | |
| 20 | 8 | 1 | 9 | | Chieh CHEN | TPE | 8 May 92 | 50.00 (.991) | |
| 21 | 6 | 2 | 3 | | Luke CAMPBELL | GER | 22 Nov 94 | 50.00 (.995) | |
| 22 | 7 | 2 | 8 | | Patryk DOBEK | POL | 13 Feb 94 | 50.18 | |
| 23 | 8 | 2 | 2 | | Masaki TOYODA | JPN | 17 Jan 98 | 50.30 | |
| 24 | 8 | 3 | 8 | | Rilwan ALOWONLE | NGR | 12 Dec 93 | 52.01 | |

| ALL-TIME TOP LIST | | | | SEASON TOP LIST | | | |
|-------------------|-------------------------|------------------------------|-----------|-----------------|---------------------------|-----------------------------|--------|
| RESULT | NAME | VENUE | DATE | RESULT | NAME | VENUE | 2019 |
| 46.78 | Kevin YOUNG (USA) | Barcelona (Estadio Olímpico) | 6 Aug 92 | 46.92 | Karsten WARHOLM (NOR) | Zürich (SUI) | 29 Aug |
| 46.92 | Karsten WARHOLM (NOR) | Zürich (SUI) | 29 Aug 19 | 46.98 | Rai BENJAMIN (USA) | Zürich (SUI) | 29 Aug |
| 46.98 | Abderrahman SAMBA (QAT) | Paris (FRA) | 30 Jun 18 | 47.27 | Abderrahman SAMBA (QAT) | Shanghai (CHN) | 18 May |
| 46.98 | Rai BENJAMIN (USA) | Zürich (SUI) | 29 Aug 19 | 48.30 | Ludvy VAILLANT (FRA) | Stade Charléty, Paris (FRA) | 24 Aug |
| 47.02 | Edwin MOSES (USA) | Koblenz | 31 Aug 83 | 48.33 | Kyron MCMASTER (IVB) | Stade Charléty, Paris (FRA) | 24 Aug |
| 47.03 | Bryan BRONSON (USA) | New Orleans, LA | 21 Jun 98 | 48.35 | Alison DOS SANTOS (BRA) | Doha | 28 Sep |
| 47.10 | Samuel MATETE (ZAM) | Zürich (Letzigrund) | 7 Aug 91 | 48.39 | Abdelmalik LAHOULOU (ALG) | Doha | 28 Sep |
| 47.19 | Andre PHILLIPS (USA) | Seoul (Olympic Stadium) | 25 Sep 88 | 48.39 | Yasmani COPELLO (TUR) | Doha | 28 Sep |
| 47.23 | Amadou DIA BA (SEN) | Seoul (Olympic Stadium) | 25 Sep 88 | 48.48 | Quincy HALL (USA) | Austin, TX (USA) | 7 Jun |
| 47.24 | Kerron CLEMENT (USA) | Carson, CA | 26 Jun 05 | 48.58 | TJ HOLMES (USA) | Des Moines, IA (USA) | 27 Jul |

RESULTS



400 Metres Hurdles Men - Semi-Final

First 2 in each heat (Q) and the next 2 fastest (q) advance to the Final

ATHLETE MCMASTER REINSTATED BY JURY OF APPEAL

| RECORDS | RESULT NAME | COUNTRY | AGE | VENUE | DATE |
|--------------------------------|------------------------------|-------------------------|-----------------------|--------------------------------------|-------------|
| World Record WR | 46.78 Kevin YOUNG | USA | 26 | Barcelona (Estadio Olímpico) | 6 Aug 1992 |
| Championships Record CR | 47.18 Kevin YOUNG | USA | 27 | Stuttgart (Gottlieb-Daimler Stadion) | 19 Aug 1993 |
| World Leading WL | 46.92 Karsten WARHOLM | NOR | 23 | Zürich (SUI) | 29 Aug 2019 |
| Area Record AR | National Record NR | Personal Best PB | Season Best SB | | |

Heat 1

3

28 September 2019 18:05 START TIME

25° C TEMPERATURE 67% HUMIDITY

| PLACE | NAME | COUNTRY | DATE OF BIRTH | LANE | RESULT | REACTION | Fn |
|-------|--------------------------|---------|---------------|------|---------------------|-------------------|----|
| 1 | Alison DOS SANTOS | BRA | 3 Jun 00 | 6 | 48.35 | Q PB 0.211 | |
| 2 | Yasmani COPELLO | TUR | 15 Apr 87 | 3 | 48.39 (.386) | Q SB 0.232 | |
| 3 | Kyron MCMASTER | IVB | 3 Jan 97 | 5 | 48.40 | q 0.229 | |
| 4 | Rasmus MÁGI | EST | 4 May 92 | 7 | 48.93 | SB 0.140 | |
| 5 | Mohamed TOUATI | TUN | 9 Sep 98 | 4 | 49.14 | PB 0.179 | |
| 6 | Amere LATTIN | USA | 12 Jul 97 | 2 | 49.20 | 0.152 | |
| 7 | Kemar MOWATT | JAM | 12 Mar 95 | 8 | 49.32 | 0.163 | |
| 8 | Chieh CHEN | TPE | 8 May 92 | 9 | 50.00 (.991) | 0.181 | |

Heat 2

3

28 September 2019 18:15 START TIME

25° C TEMPERATURE 74% HUMIDITY

| PLACE | NAME | COUNTRY | DATE OF BIRTH | LANE | RESULT | REACTION | Fn |
|-------|----------------------------|---------|---------------|------|---------------------|-------------------|----|
| 1 | Karsten WARHOLM | NOR | 28 Feb 96 | 4 | 48.28 | Q 0.154 | |
| 2 | Abdelmalik LAHOULOU | ALG | 7 May 92 | 6 | 48.39 (.388) | Q NR 0.159 | |
| 3 | TJ HOLMES | USA | 2 Jul 95 | 7 | 48.67 | q 0.258 | |
| 4 | Ludvy VAILLANT | FRA | 15 Mar 95 | 5 | 49.10 | 0.209 | |
| 5 | Chris MCALISTER | GBR | 3 Dec 95 | 9 | 49.18 | PB 0.165 | |
| 6 | Luke CAMPBELL | GER | 22 Nov 94 | 3 | 50.00 (.995) | 0.146 | |
| 7 | Patryk DOBEK | POL | 13 Feb 94 | 8 | 50.18 | 0.174 | |
| 8 | Masaki TOYODA | JPN | 17 Jan 98 | 2 | 50.30 | 0.207 | |

Heat 3

3

28 September 2019 18:26 START TIME

25° C TEMPERATURE 74% HUMIDITY

| PLACE | NAME | COUNTRY | DATE OF BIRTH | LANE | RESULT | REACTION | Fn |
|-------|-------------------------------|---------|---------------|------|--------------|-----------------|----|
| 1 | Rai BENJAMIN | USA | 27 Jul 97 | 6 | 48.52 | Q 0.215 | |
| 2 | Abderrahman SAMBA | QAT | 5 Sep 95 | 5 | 48.72 | Q 0.220 | |
| 3 | Takatoshi ABE | JPN | 12 Nov 91 | 4 | 48.97 | 0.161 | |
| 4 | Thomas BARR | IRL | 24 Jul 92 | 7 | 49.02 | SB 0.131 | |
| 5 | Jabir MADARI PILLYALIL | IND | 8 Jun 96 | 9 | 49.71 | 0.199 | |
| 6 | Fernando VEGA | MEX | 19 Feb 98 | 2 | 49.96 | 0.220 | |
| 7 | Vít MÜLLER | CZE | 31 Aug 96 | 3 | 49.97 | 0.178 | |
| 8 | Rilwan ALOWONLE | NGR | 12 Dec 93 | 8 | 52.01 | 0.192 | |

ALL-TIME TOP LIST

| RESULT | NAME | VENUE | DATE |
|--------|-------------------------|------------------------------|-----------|
| 46.78 | Kevin YOUNG (USA) | Barcelona (Estadio Olímpico) | 6 Aug 92 |
| 46.92 | Karsten WARHOLM (NOR) | Zürich (SUI) | 29 Aug 19 |
| 46.98 | Abderrahman SAMBA (QAT) | Paris (FRA) | 30 Jun 18 |
| 46.98 | Rai BENJAMIN (USA) | Zürich (SUI) | 29 Aug 19 |
| 47.02 | Edwin MOSES (USA) | Koblenz | 31 Aug 83 |
| 47.03 | Bryan BRONSON (USA) | New Orleans, LA | 21 Jun 98 |
| 47.10 | Samuel MATETE (ZAM) | Zürich (Letzigrund) | 7 Aug 91 |
| 47.19 | Andre PHILLIPS (USA) | Seoul (Olympic Stadium) | 25 Sep 88 |
| 47.23 | Amadou DIA BA (SEN) | Seoul (Olympic Stadium) | 25 Sep 88 |
| 47.24 | Kerron CLEMENT (USA) | Carson, CA | 26 Jun 05 |

SEASON TOP LIST

| RESULT | NAME | VENUE | 2019 |
|--------|---------------------------|-----------------------------|--------|
| 46.92 | Karsten WARHOLM (NOR) | Zürich (SUI) | 29 Aug |
| 46.98 | Rai BENJAMIN (USA) | Zürich (SUI) | 29 Aug |
| 47.27 | Abderrahman SAMBA (QAT) | Shanghai (CHN) | 18 May |
| 48.30 | Ludvy VAILLANT (FRA) | Stade Charléty, Paris (FRA) | 24 Aug |
| 48.33 | Kyron MCMASTER (IVB) | Stade Charléty, Paris (FRA) | 24 Aug |
| 48.35 | Alison DOS SANTOS (BRA) | Doha | 28 Sep |
| 48.39 | Abdelmalik LAHOULOU (ALG) | Doha | 28 Sep |
| 48.39 | Yasmani COPELLO (TUR) | Doha | 28 Sep |
| 48.48 | Quincy HALL (USA) | Austin, TX (USA) | 7 Jun |
| 48.58 | TJ HOLMES (USA) | Des Moines, IA (USA) | 27 Jul |



SUMMARY



400 Metres Hurdles Men - Round 1

First 4 in each heat (Q) and the next 4 fastest (q) advance to the Semi-Finals

| RECORDS | RESULT | NAME | COUNTRY | AGE | VENUE | DATE |
|--------------------------------|--------------|---------------------------|---------|-------------------------|--------------------------------------|-----------------------|
| World Record WR | 46.78 | Kevin YOUNG | USA | 26 | Barcelona (Estadio Olímpico) | 6 Aug 1992 |
| Championships Record CR | 47.18 | Kevin YOUNG | USA | 27 | Stuttgart (Gottlieb-Daimler Stadion) | 19 Aug 1993 |
| World Leading WL | 46.92 | Karsten WARHOLM | NOR | 23 | Zürich (SUI) | 29 Aug 2019 |
| Area Record AR | | National Record NR | | Personal Best PB | | Season Best SB |

27 September 2019

| RANK | PLACE | HEAT | LANE | BIB | NAME | COUNTRY | DATE of BIRTH | RESULT | |
|------|-------|------|------|-----|------------------------|---------|---------------|---------------------|-------------|
| 1 | 1 | 3 | 8 | | Abderrahman SAMBA | QAT | 5 Sep 95 | 49.08 | Q |
| 2 | 2 | 3 | 2 | | Takatoshi ABE | JPN | 12 Nov 91 | 49.25 | Q |
| 3 | 1 | 1 | 4 | | Karsten WARHOLM | NOR | 28 Feb 96 | 49.27 | Q |
| 4 | 1 | 5 | 6 | | Rasmus MÄGI | EST | 4 May 92 | 49.34 | Q SB |
| 5 | 2 | 1 | 7 | | Thomas BARR | IRL | 24 Jul 92 | 49.41 | Q |
| 6 | 2 | 5 | 7 | | Ludvy VAILLANT | FRA | 15 Mar 95 | 49.49 | Q |
| 7 | 3 | 3 | 9 | | TJ HOLMES | USA | 2 Jul 95 | 49.50 | Q |
| 8 | 3 | 5 | 8 | | Abdelmalik LAHOULOU | ALG | 7 May 92 | 49.54 | Q |
| 9 | 1 | 2 | 4 | | Kyron MCMASTER | IVB | 3 Jan 97 | 49.60 | Q |
| 10 | 1 | 4 | 4 | | Rai BENJAMIN | USA | 27 Jul 97 | 49.62 (.611) | Q |
| 11 | 3 | 1 | 3 | | Jabir MADARI PILLYALIL | IND | 8 Jun 96 | 49.62 (.619) | Q |
| 12 | 4 | 1 | 9 | | Kemar MOWATT | JAM | 12 Mar 95 | 49.63 | Q |
| 13 | 2 | 2 | 8 | | Alison DOS SANTOS | BRA | 3 Jun 00 | 49.66 | Q |
| 14 | 5 | 1 | 5 | | Amere LATTIN | USA | 12 Jul 97 | 49.72 | q |
| 15 | 4 | 5 | 3 | | Chris MCALISTER | GBR | 3 Dec 95 | 49.73 | Q |
| 16 | 5 | 5 | 9 | | Yasmani COPELLO | TUR | 15 Apr 87 | 49.75 | q |
| 17 | 2 | 4 | 8 | | Mohamed TOUATI | TUN | 9 Sep 98 | 49.76 | Q |
| 18 | 3 | 4 | 6 | | Patryk DOBEK | POL | 13 Feb 94 | 49.89 | Q |
| 19 | 3 | 2 | 9 | | Chieh CHEN | TPE | 8 May 92 | 49.95 (.949) | Q |
| 19 | 6 | 1 | 2 | | Fernando VEGA | MEX | 19 Feb 98 | 49.95 (.949) | q |
| 21 | 4 | 3 | 4 | | Ritwan ALOWONLE | NGR | 12 Dec 93 | 50.04 | Q |
| 22 | 4 | 4 | 5 | | Vít MÜLLER | CZE | 31 Aug 96 | 50.15 | Q |
| 23 | 4 | 2 | 2 | | Luke CAMPBELL | GER | 22 Nov 94 | 50.20 | Q |
| 24 | 5 | 4 | 2 | | Masaki TOYODA | JPN | 17 Jan 98 | 50.34 | q |
| 25 | 7 | 1 | 8 | | Mahdi PIRJAHAN | IRI | 23 Sep 99 | 50.46 | |
| 26 | 5 | 3 | 7 | | Nick SMIDT | NED | 12 May 97 | 50.54 (.538) | |
| 27 | 6 | 5 | 2 | | Dharun AYYASAMY | IND | 31 Dec 96 | 50.55 | |
| 28 | 6 | 3 | 3 | | Kariem HUSSEIN | SUI | 4 Jan 89 | 50.62 | |
| 29 | 6 | 4 | 3 | | Sergio FERNÁNDEZ | ESP | 1 Apr 93 | 50.71 | |
| 30 | 5 | 2 | 5 | | Creve MACHAVA | MOZ | 8 Feb 96 | 50.76 | |
| 31 | 7 | 5 | 5 | | Constantin PREIS | GER | 16 May 98 | 50.93 | |
| 32 | 7 | 4 | 7 | | Marcio TELES | BRA | 27 Jan 94 | 51.02 | |
| 33 | 7 | 3 | 6 | | Wilfried HAPPIO | FRA | 22 Sep 98 | 51.25 | |
| 34 | 8 | 1 | 6 | | Artur TEREZAN | BRA | 8 May 91 | 51.52 | SB |
| 35 | 6 | 2 | 3 | | Lindsay HANEKOM | RSA | 15 May 93 | 51.71 | |
| 36 | 7 | 2 | 6 | | Ned Justeen AZEMIA | SEY | 21 Aug 97 | 52.58 | |
| 37 | 8 | 3 | 5 | | Andrea ERCOLANI VOLTA | SMR | 20 Apr 95 | 52.60 | NR |
| 38 | 8 | 5 | 4 | | Malique SMITH | ISV | 9 Nov 97 | 59.45 | |
| | | 2 | 7 | | Bienvenu SAWADOGO | BUR | 31 Dec 95 | DQ | 163.3(a) |

SUMMARY
400 Metres Hurdles Men - Round 1

27 September 2019

| RANK | PLACE | HEAT | LANE | BIB | NAME | COUNTRY | DATE of BIRTH | RESULT |
|------|-------|------|------|-----|------|---------|---------------|--------|
|------|-------|------|------|-----|------|---------|---------------|--------|

NOTE IAAF Rule 163.3(a) - Lane infringement

| ALL-TIME TOP LIST | | | | | SEASON TOP LIST | | | | |
|-------------------|-------------------------|------------------------------|-----------|--|-----------------|-------------------------|--|--------|--|
| RESULT | NAME | VENUE | DATE | | RESULT | NAME | VENUE | 2019 | |
| 46.78 | Kevin YOUNG (USA) | Barcelona (Estadio Olímpico) | 6 Aug 92 | | 46.92 | Karsten WARHOLM (NOR) | Zürich (SUI) | 29 Aug | |
| 46.92 | Karsten WARHOLM (NOR) | Zürich (SUI) | 29 Aug 19 | | 46.98 | Rai BENJAMIN (USA) | Zürich (SUI) | 29 Aug | |
| 46.98 | Abderrahman SAMBA (QAT) | Paris (FRA) | 30 Jun 18 | | 47.27 | Abderrahman SAMBA (QAT) | Shanghai (CHN) | 18 May | |
| 46.98 | Rai BENJAMIN (USA) | Zürich (SUI) | 29 Aug 19 | | 48.30 | Ludvy VAILLANT (FRA) | Stade Charléty, Paris (FRA) | 24 Aug | |
| 47.02 | Edwin MOSES (USA) | Koblenz | 31 Aug 83 | | 48.33 | Kyron MCMASTER (IVB) | Stade Charléty, Paris (FRA) | 24 Aug | |
| 47.03 | Bryan BRONSON (USA) | New Orleans, LA | 21 Jun 98 | | 48.45 | Alison DOS SANTOS (BRA) | Lima (PER) | 8 Aug | |
| 47.10 | Samuel MATETE (ZAM) | Zürich (Letzigrund) | 7 Aug 91 | | 48.47 | Yasmani COPELLO (TUR) | Stade Charléty, Paris (FRA) | 24 Aug | |
| 47.19 | Andre PHILLIPS (USA) | Seoul (Olympic Stadium) | 25 Sep 88 | | 48.48 | Quincy HALL (USA) | Austin, TX (USA) | 7 Jun | |
| 47.23 | Amadou DIA BA (SEN) | Seoul (Olympic Stadium) | 25 Sep 88 | | 48.58 | TJ HOLMES (USA) | Des Moines, IA (USA) | 27 Jul | |
| 47.24 | Kerron CLEMENT (USA) | Carson, CA | 26 Jun 05 | | 48.60 | Marcio TELES (BRA) | National Training Centre, Bragança Pauli | 1 Sep | |



RESULTS



400 Metres Hurdles Men - Round 1

First 4 in each heat (Q) and the next 4 fastest (q) advance to the Semi-Finals

| RECORDS | RESULT NAME | COUNTRY | AGE | VENUE | DATE |
|--------------------------------|------------------------------|-------------------------|-----------------------|--------------------------------------|-------------|
| World Record WR | 46.78 Kevin YOUNG | USA | 26 | Barcelona (Estadio Olímpico) | 6 Aug 1992 |
| Championships Record CR | 47.18 Kevin YOUNG | USA | 27 | Stuttgart (Gottlieb-Daimler Stadion) | 19 Aug 1993 |
| World Leading WL | 46.92 Karsten WARHOLM | NOR | 23 | Zürich (SUI) | 29 Aug 2019 |
| Area Record AR | National Record NR | Personal Best PB | Season Best SB | | |

Heat 1 5 27 September 2019 20:36 START TIME 25° C TEMPERATURE 67 % HUMIDITY

| PLACE | NAME | COUNTRY | DATE OF BIRTH | LANE | RESULT | REACTION | Fn |
|-------|------------------------|---------|---------------|------|---------------------|-----------|-------|
| 1 | Karsten WARHOLM | NOR | 28 Feb 96 | 4 | 49.27 | Q | 0.161 |
| 2 | Thomas BARR | IRL | 24 Jul 92 | 7 | 49.41 | Q | 0.184 |
| 3 | Jabir MADARI PILLYALIL | IND | 8 Jun 96 | 3 | 49.62 (.619) | Q | 0.186 |
| 4 | Kemar MOWATT | JAM | 12 Mar 95 | 9 | 49.63 | Q | 0.182 |
| 5 | Amere LATTIN | USA | 12 Jul 97 | 5 | 49.72 | q | 0.223 |
| 6 | Fernando VEGA | MEX | 19 Feb 98 | 2 | 49.95 (.949) | q | 0.209 |
| 7 | Mahdi PIRJAHAN | IRI | 23 Sep 99 | 8 | 50.46 | | 0.184 |
| 8 | Artur TEREZAN | BRA | 8 May 91 | 6 | 51.52 | SB | 0.217 |

Heat 2 5 27 September 2019 20:43 START TIME 25° C TEMPERATURE 67 % HUMIDITY

| PLACE | NAME | COUNTRY | DATE OF BIRTH | LANE | RESULT | REACTION | Fn |
|-------|--------------------|---------|---------------|------|---------------------|----------|-------|
| 1 | Kyron MCMASTER | IVB | 3 Jan 97 | 4 | 49.60 | Q | 0.212 |
| 2 | Alison DOS SANTOS | BRA | 3 Jun 00 | 8 | 49.66 | Q | 0.181 |
| 3 | Chieh CHEN | TPE | 8 May 92 | 9 | 49.95 (.949) | Q | 0.173 |
| 4 | Luke CAMPBELL | GER | 22 Nov 94 | 2 | 50.20 | Q | 0.142 |
| 5 | Creve MACHAVA | MOZ | 8 Feb 96 | 5 | 50.76 | | 0.174 |
| 6 | Lindsay HANEKOM | RSA | 15 May 93 | 3 | 51.71 | | 0.169 |
| 7 | Ned Justeen AZEMIA | SEY | 21 Aug 97 | 6 | 52.58 | | 0.198 |
| | Bienvenu SAWADOGO | BUR | 31 Dec 95 | 7 | DQ 163.3[a] | | 0.146 |

NOTE IAAF Rule 163.3[a] - Lane infringement

Heat 3 5 27 September 2019 20:50 START TIME 25° C TEMPERATURE 67 % HUMIDITY

| PLACE | NAME | COUNTRY | DATE OF BIRTH | LANE | RESULT | REACTION | Fn |
|-------|-----------------------|---------|---------------|------|---------------------|-----------|-------|
| 1 | Abderrahman SAMBA | QAT | 5 Sep 95 | 8 | 49.08 | Q | 0.183 |
| 2 | Takatoshi ABE | JPN | 12 Nov 91 | 2 | 49.25 | Q | 0.160 |
| 3 | TJ HOLMES | USA | 2 Jul 95 | 9 | 49.50 | Q | 0.274 |
| 4 | Rilwan ALOWONLE | NGR | 12 Dec 93 | 4 | 50.04 | Q | 0.197 |
| 5 | Nick SMIDT | NED | 12 May 97 | 7 | 50.54 (.538) | | 0.171 |
| 6 | Kariem HUSSEIN | SUI | 4 Jan 89 | 3 | 50.62 | | 0.171 |
| 7 | Wilfried HAPPIO | FRA | 22 Sep 98 | 6 | 51.25 | | 0.163 |
| 8 | Andrea ERCOLANI VOLTA | SMR | 20 Apr 95 | 5 | 52.60 | NR | 0.176 |

Heat 4 5 27 September 2019 20:57 START TIME 25° C TEMPERATURE 67 % HUMIDITY

| PLACE | NAME | COUNTRY | DATE OF BIRTH | LANE | RESULT | REACTION | Fn |
|-------|------------------|---------|---------------|------|---------------------|----------|-------|
| 1 | Rai BENJAMIN | USA | 27 Jul 97 | 4 | 49.62 (.611) | Q | 0.217 |
| 2 | Mohamed TOUATI | TUN | 9 Sep 98 | 8 | 49.76 | Q | 0.178 |
| 3 | Patryk DOBEK | POL | 13 Feb 94 | 6 | 49.89 | Q | 0.147 |
| 4 | Vít MÜLLER | CZE | 31 Aug 96 | 5 | 50.15 | Q | 0.196 |
| 5 | Masaki TOYODA | JPN | 17 Jan 98 | 2 | 50.34 | q | 0.187 |
| 6 | Sergio FERNÁNDEZ | ESP | 1 Apr 93 | 3 | 50.71 | | 0.142 |
| 7 | Marcio TELES | BRA | 27 Jan 94 | 7 | 51.02 | | 0.141 |

RESULTS
400 Metres Hurdles Men - Round 1

Heat 5 **5**

27 September 2019

21:04 START TIME

25° C
TEMPERATURE

67 %
HUMIDITY

| PLACE | NAME | COUNTRY | DATE of BIRTH | LANE | RESULT | REACTION | F _n |
|-------|----------------------------|---------|---------------|------|--------------|----------|----------------|
| 1 | Rasmus MÄGI | EST | 4 May 92 | 6 | 49.34 | Q SB | 0.153 |
| 2 | Ludvy VAILLANT | FRA | 15 Mar 95 | 7 | 49.49 | Q | 0.204 |
| 3 | Abdelmalik LAHOULOU | ALG | 7 May 92 | 8 | 49.54 | Q | 0.190 |
| 4 | Chris MCALISTER | GBR | 3 Dec 95 | 3 | 49.73 | Q | 0.168 |
| 5 | Yasmani COPELLO | TUR | 15 Apr 87 | 9 | 49.75 | q | 0.207 |
| 6 | Dharun AYYASAMY | IND | 31 Dec 96 | 2 | 50.55 | | 0.170 |
| 7 | Constantin PREIS | GER | 16 May 98 | 5 | 50.93 | | 0.198 |
| 8 | Malique SMITH | ISV | 9 Nov 97 | 4 | 59.45 | | 0.167 |

ALL-TIME TOP LIST

SEASON TOP LIST

| RESULT | NAME | VENUE | DATE | RESULT | NAME | VENUE | 2019 |
|--------|-------------------------|------------------------------|-----------|--------|-------------------------|--|--------|
| 46.78 | Kevin YOUNG (USA) | Barcelona (Estadio Olímpico) | 6 Aug 92 | 46.92 | Karsten WARHOLM (NOR) | Zürich (SUI) | 29 Aug |
| 46.92 | Karsten WARHOLM (NOR) | Zürich (SUI) | 29 Aug 19 | 46.98 | Rai BENJAMIN (USA) | Zürich (SUI) | 29 Aug |
| 46.98 | Abderrahman SAMBA (QAT) | Paris (FRA) | 30 Jun 18 | 47.27 | Abderrahman SAMBA (QAT) | Shanghai (CHN) | 18 May |
| 46.98 | Rai BENJAMIN (USA) | Zürich (SUI) | 29 Aug 19 | 48.30 | Ludvy VAILLANT (FRA) | Stade Charléty, Paris (FRA) | 24 Aug |
| 47.02 | Edwin MOSES (USA) | Koblenz | 31 Aug 83 | 48.33 | Kyron MCMASTER (IVB) | Stade Charléty, Paris (FRA) | 24 Aug |
| 47.03 | Bryan BRONSON (USA) | New Orleans, LA | 21 Jun 98 | 48.45 | Alison DOS SANTOS (BRA) | Lima (PER) | 8 Aug |
| 47.10 | Samuel MATETE (ZAM) | Zürich (Letzigrund) | 7 Aug 91 | 48.47 | Yasmani COPELLO (TUR) | Stade Charléty, Paris (FRA) | 24 Aug |
| 47.19 | Andre PHILLIPS (USA) | Seoul (Olympic Stadium) | 25 Sep 88 | 48.48 | Quincy HALL (USA) | Austin, TX (USA) | 7 Jun |
| 47.23 | Amadou DIA BA (SEN) | Seoul (Olympic Stadium) | 25 Sep 88 | 48.58 | TJ HOLMES (USA) | Des Moines, IA (USA) | 27 Jul |
| 47.24 | Kerron CLEMENT (USA) | Carson, CA | 26 Jun 05 | 48.60 | Marcio TELES (BRA) | National Training Centre, Bragança Pauli | 1 Sep |



RESULTS

High Jump Men - Final



| RECORDS | RESULT NAME | COUNTRY | AGE | VENUE | DATE |
|--------------------------------|--------------------------------|-------------------------|-----------------------|------------------------|-------------|
| World Record WR | 2.45 Javier SOTOMAYOR | CUB | 26 | Salamanca (Helmántico) | 27 Jul 1993 |
| Championships Record CR | 2.41 Bohdan BONDARENKO | UKR | 24 | Moskva (Luzhniki) | 15 Aug 2013 |
| World Leading WL | 2.37 Mutaz Essa BARSHIM | QAT | 28 | Doha | 4 Oct 2019 |
| Area Record AR | National Record NR | Personal Best PB | Season Best SB | | |

4 October 2019 20:26 START TIME 26° C 61 %
TEMPERATURE HUMIDITY
22:10 END TIME 26° C 61 %

| PLACE | NAME | COUNTRY | DATE of BIRTH | ORDER | RESULT | 2.19 | 2.24 | 2.27 | 2.30 | 2.33 | 2.35 | 2.37 | | | | |
|-------|--------------------|---------|---------------|-------|-----------------------|------|------|------|------|------|------|------|--|--|--|--|
| 1 | Mutaz Essa BARSHIM | QAT | 24 Jun 91 | 5 | 2.37 WL | 0 | 0 | 0 | 0 | XX0 | 0 | 0 | | | | |
| 2 | Mikhail AKIMENKO | ANA | 6 Dec 95 | 6 | 2.35 PB | 0 | 0 | 0 | 0 | 0 | 0 | XXX | | | | |
| 3 | Ilya IVANYUK | ANA | 9 Mar 93 | 11 | 2.35 PB | 0 | 0 | 0 | 0 | XX0 | 0 | XXX | | | | |
| 4 | Maksim NEDASEKAU | BLR | 21 Jan 98 | 1 | 2.33 | 0 | X0 | X0 | X0 | 0 | X- | XX | | | | |
| 5 | Luis Enrique ZAYAS | CUB | 7 Jun 97 | 3 | 2.30 PB | 0 | 0 | 0 | 0 | XXX | | | | | | |
| 6 | Brandon STARC | AUS | 24 Nov 93 | 7 | 2.30 SB | 0 | X0 | XX0 | 0 | XXX | | | | | | |
| 7 | Michael MASON | CAN | 30 Sep 86 | 4 | 2.30 | 0 | 0 | 0 | XX0 | XXX | | | | | | |
| 8 | Gianmarco TAMBERI | ITA | 1 Jun 92 | 10 | 2.27 | 0 | 0 | X0 | X- | XX | | | | | | |
| 8 | Hup Wei LEE | MAS | 5 May 87 | 2 | 2.27 | 0 | 0 | X0 | XXX | | | | | | | |
| 10 | Yu WANG | CHN | 18 Aug 91 | 8 | 2.24 | 0 | 0 | XXX | | | | | | | | |
| 11 | Jeron ROBINSON | USA | 30 Apr 91 | 9 | 2.24 | X0 | 0 | XXX | | | | | | | | |
| 12 | Luis CASTRO RIVERA | PUR | 29 Jan 91 | 12 | 2.19 | 0 | XXX | | | | | | | | | |

| ALL-TIME TOP LIST | | | | SEASON TOP LIST | | | |
|-------------------|--------------------------|--------------------------------|-----------|-----------------|--------------------------|-----------------------------------|--------|
| RESULT | NAME | VENUE | DATE | RESULT | NAME | VENUE | 2019 |
| 2.45 | Javier SOTOMAYOR (CUB) | Salamanca (Helmántico) | 27 Jul 93 | 2.37 | Mutaz Essa BARSHIM (QAT) | Doha | 4 Oct |
| 2.43 | Mutaz Essa BARSHIM (QAT) | ruxelles (Boudewijnstadion) | 5 Sep 14 | 2.35 | Maksim NEDASEKAU (BLR) | National Olympic Stadium, Minsk (| 9 Sep |
| 2.42 | Patrik SJÖBERG (SWE) | Stockholm | 30 Jun 87 | 2.35 | Ilya IVANYUK (ANA) | Doha | 4 Oct |
| 2.42 | Bohdan BONDARENKO (UKR) | New York City (Icahn), NY | 14 Jun 14 | 2.35 | Mikhail AKIMENKO (ANA) | Doha | 4 Oct |
| 2.41 | Igor PAKLIN (URS) | Kobe | 4 Sep 85 | 2.33 | Stefano SOTTILE (ITA) | Bressanone (ITA) | 28 Jul |
| 2.41 | Ivan UKHOV (RUS) | Doha (Hamad Bin Suhaim) | 9 May 14 | 2.32 | Andriy PROTSENKO (UKR) | Zürich (SUI) | 29 Aug |
| 2.40 | Rudolf POVARNITSYN (URS) | Donetsk | 11 Aug 85 | 2.31 | Michael MASON (CAN) | Santa Barbara, CA (USA) | 5 Apr |
| 2.40 | Sorin MATEI (ROU) | Bratislava | 20 Jun 90 | 2.31 | Majd Eddin GHAZAL (SYR) | Doha (QAT) | 24 Apr |
| 2.40 | Charles AUSTIN (USA) | Zürich (Letzigrund) | 7 Aug 91 | 2.31 | Yu WANG (CHN) | Nanjing (CHN) | 21 May |
| 2.40 | Vyacheslav VORONIN (RUS) | London (Crystal Palace) | 5 Aug 00 | 2.31 | Bohdan BONDARENKO (UKR) | Roma (ITA) | 6 Jun |
| 2.40 | Derek DROUIN (CAN) | Des Moines (Drake Stadium), IA | 25 Apr 14 | 2.31 | Daniil TSYPLAKOV (RUS) | Sochi (RUS) | 5 Sep |
| 2.40 | Andriy PROTSENKO (UKR) | Lausanne (Pontaise) | 3 Jul 14 | | | | |
| 2.40 | Daniil LYSENKO (ANA) | Monaco (MON) | 20 Jul 18 | | | | |

SUMMARY



High Jump Men - Qualification

With qualifying standard of 2.31 (Q) or at least the 12 best performers (q) advance to the Final

| RECORDS | RESULT | NAME | COUNTRY | AGE | VENUE | DATE |
|--------------------------------|--------|---------------------------|---------|-------------------------|--|-----------------------|
| World Record WR | 2.45 | Javier SOTOMAYOR | CUB | 26 | Salamanca (Helmántico) | 27 Jul 1993 |
| Championships Record CR | 2.41 | Bohdan BONDARENKO | UKR | 24 | Moskva (Luzhniki) | 15 Aug 2013 |
| World Leading WL | 2.35 | Maksim NEDASEKAU | BLR | 21 | Dinamo National Olympic Stadium, Minsk | 9 Sep 2019 |
| Area Record AR | | National Record NR | | Personal Best PB | | Season Best SB |

1 October 2019

| RANK | PLACE | GROUP | BIB | NAME | COUNTRY | DATE of BIRTH | RESULT | |
|------|-------|-------|-----|--------------------|---------|---------------|--------|-------------|
| 1 | 1 | A | | Ilya IVANYUK | ANA | 9 Mar 93 | 2.29 | q |
| 1 | 1 | B | | Mikhail AKIMENKO | ANA | 6 Dec 95 | 2.29 | q |
| 1 | 1 | A | | Mutaz Essa BARSHIM | QAT | 24 Jun 91 | 2.29 | q SB |
| 4 | 3 | A | | Brandon STARC | AUS | 24 Nov 93 | 2.29 | q |
| 4 | 3 | A | | Luis Enrique ZAYAS | CUB | 7 Jun 97 | 2.29 | q |
| 6 | 2 | B | | Michael MASON | CAN | 30 Sep 86 | 2.29 | q |
| 7 | 3 | B | | Yu WANG | CHN | 18 Aug 91 | 2.29 | q |
| 8 | 4 | B | | Jeron ROBINSON | USA | 30 Apr 91 | 2.29 | q |
| 9 | 5 | B | | Hup Wei LEE | MAS | 5 May 87 | 2.29 | q PB |
| 10 | 6 | B | | Gianmarco TAMBERI | ITA | 1 Jun 92 | 2.29 | q |
| 11 | 5 | A | | Luis CASTRO RIVERA | PUR | 29 Jan 91 | 2.26 | q |
| 11 | 5 | A | | Maksim NEDASEKAU | BLR | 21 Jan 98 | 2.26 | q |
| 13 | 7 | A | | Shelby MCEWEN | USA | 6 Apr 96 | 2.26 | |
| 14 | 7 | B | | Andriy PROTSENKO | UKR | 20 May 88 | 2.26 | |
| 14 | 7 | B | | Naoto TOBE | JPN | 31 Mar 92 | 2.26 | |
| 16 | 8 | A | | Stefano SOTTILE | ITA | 26 Jan 98 | 2.26 | |
| 16 | 8 | A | | Tihomir IVANOV | BUL | 11 Jul 94 | 2.26 | |
| 18 | 9 | B | | Dzmitry NABOKAU | BLR | 20 Jan 96 | 2.26 | |
| 19 | 10 | A | | Donald THOMAS | BAH | 1 Jul 84 | 2.22 | |
| 19 | 10 | B | | Douwe AMELS | NED | 16 Sep 91 | 2.22 | |
| 21 | 11 | A | | Adrijus GLEBAUSKAS | LTU | 20 Nov 94 | 2.22 | |
| 22 | 12 | A | | Ryo SATO | JPN | 21 Jul 94 | 2.22 | |
| 23 | 11 | B | | Hamish KERR | NZL | 17 Aug 96 | 2.22 | |
| 23 | 13 | A | | Django LOVETT | CAN | 6 Jul 92 | 2.22 | |
| 25 | 12 | B | | Joel BADEN | AUS | 1 Feb 96 | 2.17 | |
| 25 | 12 | B | | Keenon LAINE | USA | 12 Jun 97 | 2.17 | |
| 25 | 12 | B | | Takashi ETO | JPN | 5 Feb 91 | 2.17 | |
| 25 | 14 | A | | Majd Eddin GHAZAL | SYR | 21 Apr 87 | 2.17 | |
| 29 | 15 | B | | Mathew SAWE | KEN | 2 Jul 88 | 2.17 | |
| 30 | 16 | B | | Mateusz PRZYBYLKO | GER | 9 Mar 92 | 2.17 | |
| | | A | | Bohdan BONDARENKO | UKR | 30 Aug 89 | NM | |

SUMMARY
High Jump Men - Qualification

1 October 2019

| RANK | PLACE | GROUP | BIB | NAME | COUNTRY | DATE of BIRTH | RESULT |
|--------------------------|--------------------------|---------------------------------|-----------|------|---------|---------------|--------|
| ALL-TIME TOP LIST | | | | | | | |
| RESULT | NAME | VENUE | DATE | | | | |
| 2.45 | Javier SOTOMAYOR (CUB) | Salamanca (Helmántico) | 27 Jul 93 | | | | |
| 2.43 | Mutaz Essa BARSHIM (QAT) | ruxelles (Boudewijnstadion) | 5 Sep 14 | | | | |
| 2.42 | Patrik SJÖBERG (SWE) | Stockholm | 30 Jun 87 | | | | |
| 2.42 | Bohdan BONDARENKO (UKR) | New York City (Icahn), NY | 14 Jun 14 | | | | |
| 2.41 | Iqor PAKLIN (URS) | Kobe | 4 Sep 85 | | | | |
| 2.41 | Ivan UKHOV (RUS) | Doha (Hamad Bin Suhaim) | 9 May 14 | | | | |
| 2.40 | Rudolf POVARNITSYN (URS) | Donetsk | 11 Aug 85 | | | | |
| 2.40 | Sorin MATEI (ROU) | Bratislava | 20 Jun 90 | | | | |
| 2.40 | Charles AUSTIN (USA) | Zürich (Letzigrund) | 7 Aug 91 | | | | |
| 2.40 | Vyacheslav VORONIN (RUS) | London (Crystal Palace) | 5 Aug 00 | | | | |
| 2.40 | Derek DROUIN (CAN) | Des Moines (Drake Stadium), IA | 25 Apr 14 | | | | |
| 2.40 | Andriy PROTSENKO (UKR) | Lausanne (Pontaise) | 3 Jul 14 | | | | |
| 2.40 | Daniil LYSENKO (ANA) | Monaco (MON) | 20 Jul 18 | | | | |
| SEASON TOP LIST | | | | | | | |
| RESULT | NAME | VENUE | 2019 | | | | |
| 2.35 | Maksim NEDASEKAU (BLR) | National Olympic Stadium, Minsk | 9 Sep | | | | |
| 2.33 | Ilya IVANYUK (ANA) | Székesfehérvár (HUN) | 9 Jul | | | | |
| 2.33 | Mikhail AKIMENKO (RUS) | Cheboksary (RUS) | 26 Jul | | | | |
| 2.33 | Stefano SOTTILE (ITA) | Bressanone (ITA) | 28 Jul | | | | |
| 2.32 | Andriy PROTSENKO (UKR) | Zürich (SUI) | 29 Aug | | | | |
| 2.31 | Michael MASON (CAN) | Santa Barbara, CA (USA) | 5 Apr | | | | |
| 2.31 | Majd Eddin GHAZAL (SYR) | Doha (QAT) | 24 Apr | | | | |
| 2.31 | Yu WANG (CHN) | Nanjing (CHN) | 21 May | | | | |
| 2.31 | Bohdan BONDARENKO (UKR) | Roma (ITA) | 6 Jun | | | | |
| 2.31 | Daniil TSYPLAKOV (RUS) | Sochi (RUS) | 5 Sep | | | | |



RESULTS



High Jump Men - Qualification

With qualifying standard of 2.31 (Q) or at least the 12 best performers (q) advance to the Final

| RECORDS | RESULT | NAME | COUNTRY | AGE | VENUE | DATE |
|--------------------------------|--------|---------------------------|---------|-------------------------|--|-----------------------|
| World Record WR | 2.45 | Javier SOTOMAYOR | CUB | 26 | Salamanca (Helmántico) | 27 Jul 1993 |
| Championships Record CR | 2.41 | Bohdan BONDARENKO | UKR | 24 | Moskva (Luzhniki) | 15 Aug 2013 |
| World Leading WL | 2.35 | Maksim NEDASEKAU | BLR | 21 | Dinamo National Olympic Stadium, Minsk | 9 Sep 2019 |
| Area Record AR | | National Record NR | | Personal Best PB | | Season Best SB |

Group A 1 October 2019 16:51 START TIME 25° C 53 %
 18:24 END TIME TEMPERATURE HUMIDITY
 25° C 53 %

| PLACE | NAME | COUNTRY | DATE of BIRTH | ORDER | RESULT | 2.17 | 2.22 | 2.26 | 2.29 | 2.31 | | | | | |
|-------|--------------------|---------|---------------|-------|------------------|------|------|------|------|------|--|--|--|--|--|
| 1 | Mutaz Essa BARSHIM | QAT | 24 Jun 91 | 7 | 2.29 q SB | 0 | 0 | 0 | 0 | | | | | | |
| 1 | Ilya IVANYUK | ANA | 9 Mar 93 | 15 | 2.29 q | 0 | 0 | 0 | 0 | | | | | | |
| 3 | Brandon STARC | AUS | 24 Nov 93 | 4 | 2.29 q | 0 | 0 | XO | 0 | | | | | | |
| 3 | Luis Enrique ZAYAS | CUB | 7 Jun 97 | 6 | 2.29 q | 0 | 0 | XO | 0 | | | | | | |
| 5 | Luis CASTRO RIVERA | PUR | 29 Jan 91 | 3 | 2.26 q | 0 | 0 | XO | XXX | | | | | | |
| 5 | Maksim NEDASEKAU | BLR | 21 Jan 98 | 9 | 2.26 q | 0 | 0 | XO | XXX | | | | | | |
| 7 | Shelby MCEWEN | USA | 6 Apr 96 | 13 | 2.26 | XXO | 0 | XO | XXX | | | | | | |
| 8 | Tihomir IVANOV | BUL | 11 Jul 94 | 10 | 2.26 | 0 | XO | XXO | XXX | | | | | | |
| 8 | Stefano SOTTILE | ITA | 26 Jan 98 | 11 | 2.26 | XO | 0 | XXO | XXX | | | | | | |
| 10 | Donald THOMAS | BAH | 1 Jul 84 | 1 | 2.22 | 0 | 0 | XXX | | | | | | | |
| 11 | Adrijus GLEBAUSKAS | LTU | 20 Nov 94 | 2 | 2.22 | 0 | XO | XXX | | | | | | | |
| 12 | Ryo SATO | JPN | 21 Jul 94 | 14 | 2.22 | XXO | XO | XXX | | | | | | | |
| 13 | Django LOVETT | CAN | 6 Jul 92 | 12 | 2.22 | 0 | XXO | XXX | | | | | | | |
| 14 | Majd Eddin GHAZAL | SYR | 21 Apr 87 | 8 | 2.17 | 0 | XXX | | | | | | | | |
| | Bohdan BONDARENKO | UKR | 30 Aug 89 | 5 | NM | Xr | | | | | | | | | |

RESULTS
High Jump Men - Qualification

Group B

1 October 2019 16:50 START TIME 25° C 53 %
18:24 END TIME 25° C 53 %
TEMPERATURE HUMIDITY

| PLACE | NAME | COUNTRY | DATE of BIRTH | ORDER | RESULT | 2.17 | 2.22 | 2.26 | 2.29 | 2.31 | | | | | | | | |
|-------|-------------------|---------|---------------|-------|-------------------------|------|------|------|------|------|--|--|--|--|--|--|--|--|
| 1 | Mikhail AKIMENKO | ANA | 6 Dec 95 | 14 | 2.29 q | 0 | 0 | 0 | 0 | | | | | | | | | |
| 2 | Michael MASON | CAN | 30 Sep 86 | 7 | 2.29 q | 0 | 0 | 0 | XO | | | | | | | | | |
| 3 | Yu WANG | CHN | 18 Aug 91 | 11 | 2.29 q | 0 | 0 | XO | XO | | | | | | | | | |
| 4 | Jeron ROBINSON | USA | 30 Apr 91 | 15 | 2.29 q | 0 | 0 | XXO | XO | | | | | | | | | |
| 5 | Hup Wei LEE | MAS | 5 May 87 | 10 | 2.29 q PB | 0 | 0 | 0 | XXO | | | | | | | | | |
| 6 | Gianmarco TAMBERI | ITA | 1 Jun 92 | 2 | 2.29 q | 0 | 0 | XO | XXO | | | | | | | | | |
| 7 | Andriy PROTSENKO | UKR | 20 May 88 | 16 | 2.26 | 0 | 0 | XXO | XXX | | | | | | | | | |
| 7 | Naoto TOBE | JPN | 31 Mar 92 | 1 | 2.26 | 0 | 0 | XXO | XXX | | | | | | | | | |
| 9 | Dzmitry NABOKAU | BLR | 20 Jan 96 | 9 | 2.26 | 0 | XXO | XXO | XXX | | | | | | | | | |
| 10 | Douwe AMELS | NED | 16 Sep 91 | 3 | 2.22 | 0 | 0 | XXX | | | | | | | | | | |
| 11 | Hamish KERR | NZL | 17 Aug 96 | 4 | 2.22 | 0 | XXO | Xr | | | | | | | | | | |
| 12 | Joel BADEN | AUS | 1 Feb 96 | 8 | 2.17 | 0 | XXX | | | | | | | | | | | |
| 12 | Takashi ETO | JPN | 5 Feb 91 | 6 | 2.17 | 0 | XXX | | | | | | | | | | | |
| 12 | Keenon LAINE | USA | 12 Jun 97 | 12 | 2.17 | 0 | XXX | | | | | | | | | | | |
| 15 | Mathew SAWE | KEN | 2 Jul 88 | 5 | 2.17 | XO | XXX | | | | | | | | | | | |
| 16 | Mateusz PRZYBYLKO | GER | 9 Mar 92 | 13 | 2.17 | XXO | XXX | | | | | | | | | | | |

| ALL-TIME TOP LIST | | | | SEASON TOP LIST | | | |
|-------------------|--------------------------|--------------------------------|-----------|-----------------|-------------------------|-----------------------------------|--------|
| RESULT | NAME | VENUE | DATE | RESULT | NAME | VENUE | 2019 |
| 2.45 | Javier SOTOMAYOR (CUB) | Salamanca (Helmántico) | 27 Jul 93 | 2.35 | Maksim NEDASEKAU (BLR) | National Olympic Stadium, Minsk (| 9 Sep |
| 2.43 | Mutaz Essa BARSHIM (QAT) | ruxelles (Boudewijnstadion) | 5 Sep 14 | 2.33 | Ilya IVANYUK (ANA) | Székesfehérvár (HUN) | 9 Jul |
| 2.42 | Patrik SJÖBERG (SWE) | Stockholm | 30 Jun 87 | 2.33 | Mikhail AKIMENKO (RUS) | Cheboksary (RUS) | 26 Jul |
| 2.42 | Bohdan BONDARENKO (UKR) | New York City (Icahn), NY | 14 Jun 14 | 2.33 | Stefano SOTTILE (ITA) | Bressanone (ITA) | 28 Jul |
| 2.41 | Igor PAKLIN (URS) | Kobe | 4 Sep 85 | 2.32 | Andriy PROTSENKO (UKR) | Zürich (SUI) | 29 Aug |
| 2.41 | Ivan UKHOV (RUS) | Doha (Hamad Bin Suhaim) | 9 May 14 | 2.31 | Michael MASON (CAN) | Santa Barbara, CA (USA) | 5 Apr |
| 2.40 | Rudolf POVARNITSYN (URS) | Donetsk | 11 Aug 85 | 2.31 | Majd Eddin GHAZAL (SYR) | Doha (QAT) | 24 Apr |
| 2.40 | Sorin MATEI (ROU) | Bratislava | 20 Jun 90 | 2.31 | Yu WANG (CHN) | Nanjing (CHN) | 21 May |
| 2.40 | Charles AUSTIN (USA) | Zürich (Letzigrund) | 7 Aug 91 | 2.31 | Bohdan BONDARENKO (UKR) | Roma (ITA) | 6 Jun |
| 2.40 | Vyacheslav VORONIN (RUS) | London (Crystal Palace) | 5 Aug 00 | 2.31 | Daniil TSYPLAKOV (RUS) | Sochi (RUS) | 5 Sep |
| 2.40 | Derek DROUIN (CAN) | Des Moines (Drake Stadium), IA | 25 Apr 14 | | | | |
| 2.40 | Andriy PROTSENKO (UKR) | Lausanne (Pontaise) | 3 Jul 14 | | | | |
| 2.40 | Daniil LYSENKO (ANA) | Monaco (MON) | 20 Jul 18 | | | | |



RESULTS

Pole Vault Men - Final



| RECORDS | RESULT NAME | COUNTRY | AGE | VENUE | DATE |
|--------------------------------|-------------------------------|-------------------------|-----------------------|---------------------------------|-------------|
| World Record WR | 6.16 Renaud LAVILLENIE | FRA | 28 | Donetsk (Sport Palace Druzhba) | 15 Feb 2014 |
| Championships Record CR | 6.05 Dmitri MARKOV | AUS | 26 | Edmonton (Commonwealth Stadium) | 9 Aug 2001 |
| World Leading WL | 6.06 Sam KENDRICKS | USA | 27 | Des Moines, IA (USA) | 27 Jul 2019 |
| Area Record AR | National Record NR | Personal Best PB | Season Best SB | | |

1 October 2019 20:06 START TIME 25° C 53 %
TEMPERATURE HUMIDITY
22:21 END TIME 25° C 53 %

| PLACE | NAME | COUNTRY | DATE of BIRTH | ORDER | RESULT | 5.55 | 5.70 | 5.80 | 5.87 | 5.92 | 5.97 | 6.02 | | | | |
|-------|------------------------|---------|---------------|-------|-------------|------|------|------|------|------|------|------|--|--|--|--|
| 1 | Sam KENDRICKS | USA | 7 Sep 92 | 8 | 5.97 | 0 | 0 | 0 | XXO | 0 | XXO | XX- | | | | |
| 2 | Armand DUPLANTIS | SWE | 10 Nov 99 | 2 | 5.97 | - | 0 | 0 | XO | XXO | XXO | XXX | | | | |
| 3 | Piotr LISEK | POL | 16 Aug 92 | 4 | 5.87 | 0 | 0 | 0 | XO | X- | XX | | | | | |
| 4 | Bo Kanda LITA BAEHRE | GER | 29 Apr 99 | 7 | 5.70 | 0 | 0 | XXX | | | | | | | | |
| 5 | Thiago BRAZ | BRA | 16 Dec 93 | 3 | 5.70 | XO | 0 | XXX | | | | | | | | |
| 6 | Raphael HOLZDEPPE | GER | 28 Sep 89 | 1 | 5.70 | 0 | XO | XXX | | | | | | | | |
| 6 | Valentin LAVILLENIE | FRA | 16 Jul 91 | 11 | 5.70 | 0 | XO | XXX | | | | | | | | |
| 8 | Claudio Michel STECCHI | ITA | 23 Nov 91 | 9 | 5.70 | 0 | XXO | XXX | | | | | | | | |
| 9 | Bokai HUANG | CHN | 26 Sep 96 | 6 | 5.55 | 0 | XXX | | | | | | | | | |
| 10 | Augusto DUTRA | BRA | 16 Jul 90 | 5 | 5.55 | XO | XXX | | | | | | | | | |
| 10 | Cole WALSH | USA | 14 Jun 95 | 12 | 5.55 | XO | XXX | | | | | | | | | |
| 12 | Ben BROEDERS | BEL | 21 Jun 95 | 10 | 5.55 | XXO | XXX | | | | | | | | | |

| ALL-TIME TOP LIST | | | | SEASON TOP LIST | | | |
|-------------------|-------------------------|-----------------------------------|-----------|-----------------|---------------------------|------------------------|--------|
| RESULT | NAME | VENUE | DATE | RESULT | NAME | VENUE | 2019 |
| 6.14 | Sergey BUBKA (UKR) | Sestriere | 31 Jul 94 | 6.06 | Sam KENDRICKS (USA) | Des Moines, IA (USA) | 27 Jul |
| 6.06 | Sam KENDRICKS (USA) | Des Moines, IA (USA) | 27 Jul 19 | 6.02 | Piotr LISEK (POL) | Monaco (MON) | 12 Jul |
| 6.05 | Maksim TARASOV (RUS) | Athina | 16 Jun 99 | 6.00 | Armand DUPLANTIS (SWE) | Fayetteville, AR (USA) | 11 May |
| 6.05 | Dmitri MARKOV (AUS) | Edmonton (Commonwealth Stadium) | 9 Aug 01 | 5.95 | Christopher NILSEN (USA) | Austin, TX (USA) | 5 Jun |
| 6.05 | Renaud LAVILLENIE (FRA) | Eugene (Hayward Field), OR | 30 May 15 | 5.92 | Thiago BRAZ (BRA) | Monaco (MON) | 12 Jul |
| 6.05 | Armand DUPLANTIS (SWE) | Berlin (GER) | 12 Aug 18 | 5.87 | Pawet WOJCIECHOWSKI (POL) | Monaco (MON) | 12 Jul |
| 6.04 | Brad WALKER (USA) | Eugene, OR | 8 Jun 08 | 5.85 | Renaud LAVILLENIE (FRA) | St-Etienne (FRA) | 28 Jul |
| 6.03 | Okkert BRITS (RSA) | Köln | 18 Aug 95 | 5.83 | Cole WALSH (USA) | Zürich (SUI) | 29 Aug |
| 6.03 | Jeff HARTWIG (USA) | Jonesboro, AR | 14 Jun 00 | 5.82 | Valentin LAVILLENIE (FRA) | Monaco (MON) | 12 Jul |
| 6.03 | Thiago BRAZ (BRA) | Rio de Janeiro (Estádio Olímpico) | 15 Aug 16 | 5.81 | Kurtis MARSCHALL (AUS) | Perth (AUS) | 2 Feb |
| | | | | 5.81 | Ernest John OBIENA (PHI) | Chiari (ITA) | 3 Sep |

SUMMARY



Pole Vault Men - Qualification

With qualifying standard of 5.75 (Q) or at least the 12 best performers (q) advance to the Final

| RECORDS | RESULT | NAME | COUNTRY | AGE | VENUE | DATE |
|--------------------------------|--------|---------------------------|---------|-------------------------|---------------------------------|-----------------------|
| World Record WR | 6.16 | Renaud LAVILLENIE | FRA | 28 | Donetsk (Sport Palace Druzhba) | 15 Feb 2014 |
| Championships Record CR | 6.05 | Dmitri MARKOV | AUS | 26 | Edmonton (Commonwealth Stadium) | 9 Aug 2001 |
| World Leading WL | 6.06 | Sam KENDRICKS | USA | 27 | Des Moines, IA (USA) | 27 Jul 2019 |
| Area Record AR | | National Record NR | | Personal Best PB | | Season Best SB |

28 September 2019

| RANK | PLACE | GROUP | BIB | NAME | COUNTRY | DATE of BIRTH | RESULT |
|------|-------|-------|-----|-------------------------|---------|---------------|------------------|
| 1 | 1 | B | | Piotr LISEK | POL | 16 Aug 92 | 5.75 Q |
| 1 | 1 | A | | Sam KENDRICKS | USA | 7 Sep 92 | 5.75 Q |
| 3 | 2 | B | | Cole WALSH | USA | 14 Jun 95 | 5.75 Q |
| 4 | 2 | A | | Thiago BRAZ | BRA | 16 Dec 93 | 5.75 Q |
| 5 | 3 | A | | Claudio Michel STECCHI | ITA | 23 Nov 91 | 5.75 Q |
| 6 | 4 | A | | Bokai HUANG | CHN | 26 Sep 96 | 5.75 Q PB |
| 7 | 3 | B | | Armand DUPLANTIS | SWE | 10 Nov 99 | 5.75 Q |
| 8 | 4 | B | | Raphael HOLZDEPPE | GER | 28 Sep 89 | 5.75 Q |
| 9 | 5 | A | | Valentin LAVILLENIE | FRA | 16 Jul 91 | 5.70 q |
| 10 | 5 | B | | Augusto DUTRA | BRA | 16 Jul 90 | 5.70 q |
| 11 | 6 | A | | Ben BROEDERS | BEL | 21 Jun 95 | 5.70 q |
| 11 | 6 | B | | Bo Kanda LITA BAEHRE | GER | 29 Apr 99 | 5.70 q |
| 13 | 7 | B | | Konstantinos FILIPPIDIS | GRE | 26 Nov 86 | 5.70 |
| 13 | 7 | A | | Paweł WOJCIECHOWSKI | POL | 6 Jun 89 | 5.70 |
| 15 | 8 | A | | Emmanouil KARALIS | GRE | 20 Oct 99 | 5.60 |
| 15 | 8 | B | | Ernest John OBIENA | PHI | 17 Nov 95 | 5.60 |
| 15 | 8 | B | | Kc LIGHTFOOT | USA | 11 Nov 99 | 5.60 |
| 15 | 8 | B | | Renaud LAVILLENIE | FRA | 18 Sep 86 | 5.60 |
| 19 | 11 | B | | Robert SOBERA | POL | 19 Jan 91 | 5.60 |
| 20 | 12 | B | | Seito YAMAMOTO | JPN | 11 Mar 92 | 5.60 |
| 21 | 9 | A | | Bangchao DING | CHN | 11 Oct 96 | 5.60 |
| 22 | 10 | A | | Zachery BRADFORD | USA | 29 Nov 99 | 5.60 |
| 23 | 11 | A | | Torben BLECH | GER | 12 Feb 95 | 5.45 |
| 23 | 13 | B | | Rutger KOPPELAAR | NED | 1 May 93 | 5.45 |
| 25 | 12 | A | | Minsub JIN | KOR | 2 Sep 92 | 5.45 |
| 26 | 14 | B | | Alioune SENE | FRA | 3 Feb 96 | 5.45 |
| 27 | 13 | A | | Daichi SAWANO | JPN | 16 Sep 80 | 5.45 |
| 28 | 14 | A | | Masaki EJIMA | JPN | 6 Mar 99 | 5.45 |
| 29 | 15 | B | | Sondre GUTTORMSEN | NOR | 1 Jun 99 | 5.30 |
| | | B | | Jie YAO | CHN | 21 Sep 90 | NM |
| | | B | | Harry COPPELL | GBR | 11 Jul 96 | DNS |
| | | A | | Melker SVÄRD JACOBSSON | SWE | 8 Jan 94 | DNS |
| | | A | | Menno VLOON | NED | 11 May 94 | DNS |

SUMMARY
Pole Vault Men - Qualification

28 September 2019

| RANK | PLACE | GROUP | BIB | NAME | COUNTRY | DATE of BIRTH | RESULT |
|------|-------|-------|-----|------|---------|---------------|--------|
|------|-------|-------|-----|------|---------|---------------|--------|

| ALL-TIME TOP LIST | | | | SEASON TOP LIST | | | |
|-------------------|-------------------------|-----------------------------------|-----------|-----------------|---------------------------|------------------------|--------|
| RESULT | NAME | VENUE | DATE | RESULT | NAME | VENUE | 2019 |
| 6.14 | Serqey BUBKA (UKR) | Sestriere | 31 Jul 94 | 6.06 | Sam KENDRICKS (USA) | Des Moines, IA (USA) | 27 Jul |
| 6.06 | Sam KENDRICKS (USA) | Des Moines, IA (USA) | 27 Jul 19 | 6.02 | Piotr LISEK (POL) | Monaco (MON) | 12 Jul |
| 6.05 | Maksim TARASOV (RUS) | Athina | 16 Jun 99 | 6.00 | Armand DUPLANTIS (SWE) | Fayetteville, AR (USA) | 11 May |
| 6.05 | Dmitri MARKOV (AUS) | Jmonton (Commonwealth Stadium) | 9 Aug 01 | 5.95 | Christopher NILSEN (USA) | Austin, TX (USA) | 5 Jun |
| 6.05 | Renaud LAVILLENIE (FRA) | Eugene (Hayward Field), OR | 30 May 15 | 5.92 | Thiaqo BRAZ (BRA) | Monaco (MON) | 12 Jul |
| 6.05 | Armand DUPLANTIS (SWE) | Berlin (GER) | 12 Aug 18 | 5.87 | Pawet WOJCIECHOWSKI (POL) | Monaco (MON) | 12 Jul |
| 6.04 | Brad WALKER (USA) | Eugene, OR | 8 Jun 08 | 5.85 | Renaud LAVILLENIE (FRA) | St-Etienne (FRA) | 28 Jul |
| 6.03 | Okkert BRITS (RSA) | Köln | 18 Aug 95 | 5.83 | Cole WALSH (USA) | Zürich (SUI) | 29 Aug |
| 6.03 | Jeff HARTWIG (USA) | Jonesboro, AR | 14 Jun 00 | 5.82 | Valentin LAVILLENIE (FRA) | Monaco (MON) | 12 Jul |
| 6.03 | Thiaqo BRAZ (BRA) | Rio de Janeiro (Estádio Olímpico) | 15 Aug 16 | 5.81 | Kurtis MARSCHALL (AUS) | Perth (AUS) | 2 Feb |
| | | | | 5.81 | Ernest John OBIENA (PHI) | Chiari (ITA) | 3 Sep |



RESULTS



Pole Vault Men - Qualification

With qualifying standard of 5.75 (Q) or at least the 12 best performers (q) advance to the Final

| RECORDS | RESULT NAME | COUNTRY | AGE | VENUE | DATE |
|--------------------------------|-------------------------------|-------------------------|-----------------------|---------------------------------|-------------|
| World Record WR | 6.16 Renaud LAVILLENIE | FRA | 28 | Donetsk (Sport Palace Druzhba) | 15 Feb 2014 |
| Championships Record CR | 6.05 Dmitri MARKOV | AUS | 26 | Edmonton (Commonwealth Stadium) | 9 Aug 2001 |
| World Leading WL | 6.06 Sam KENDRICKS | USA | 27 | Des Moines, IA (USA) | 27 Jul 2019 |
| Area Record AR | National Record NR | Personal Best PB | Season Best SB | | |

Group A **28 September 2019** 17:29 START TIME 25° C TEMPERATURE 67% HUMIDITY
19:50 END TIME 25° C

| PLACE | NAME | COUNTRY | DATE of BIRTH | ORDER | RESULT | 5.30 | 5.45 | 5.60 | 5.70 | 5.75 | | | | | |
|-------|------------------------|---------|---------------|-------|------------------|------|------|------|------|------|--|--|--|--|--|
| 1 | Sam KENDRICKS | USA | 7 Sep 92 | 8 | 5.75 Q | 0 | 0 | 0 | 0 | 0 | | | | | |
| 2 | Thiago BRAZ | BRA | 16 Dec 93 | 5 | 5.75 Q | - | 0 | 0 | 0 | XO | | | | | |
| 3 | Claudio Michel STECCHI | ITA | 23 Nov 91 | 2 | 5.75 Q | - | - | 0 | XO | XO | | | | | |
| 4 | Bokai HUANG | CHN | 26 Sep 96 | 7 | 5.75 Q PB | - | 0 | XXO | XO | XO | | | | | |
| 5 | Valentin LAVILLENIE | FRA | 16 Jul 91 | 12 | 5.70 q | - | 0 | 0 | 0 | XXX | | | | | |
| 6 | Ben BROEDERS | BEL | 21 Jun 95 | 14 | 5.70 q | - | XO | XO | 0 | XXX | | | | | |
| 7 | Pawet WOJCIECHOWSKI | POL | 6 Jun 89 | 9 | 5.70 | - | 0 | 0 | XXO | XXX | | | | | |
| 8 | Emmanouil KARALIS | GRE | 20 Oct 99 | 1 | 5.60 | - | 0 | 0 | XXX | | | | | | |
| 9 | Bangchao DING | CHN | 11 Oct 96 | 16 | 5.60 | XO | XO | XXO | XXX | | | | | | |
| 10 | Zachery BRADFORD | USA | 29 Nov 99 | 10 | 5.60 | XXO | XO | XXO | XXX | | | | | | |
| 11 | Torben BLECH | GER | 12 Feb 95 | 11 | 5.45 | 0 | 0 | XX- | r | | | | | | |
| 12 | Minsub JIN | KOR | 2 Sep 92 | 15 | 5.45 | - | XO | - | XXX | | | | | | |
| 13 | Daichi SAWANO | JPN | 16 Sep 80 | 3 | 5.45 | - | XXO | XXX | | | | | | | |
| 14 | Masaki EJIMA | JPN | 6 Mar 99 | 13 | 5.45 | XO | XXO | XXX | | | | | | | |
| | Melker SVÄRD JACOBSSON | SWE | 8 Jan 94 | 4 | DNS | | | | | | | | | | |
| | Menno VLOON | NED | 11 May 94 | 6 | DNS | | | | | | | | | | |

RESULTS
Pole Vault Men - Qualification

Group B

28 September 2019 17:30 START TIME 25° C 67 %
19:55 END TIME TEMPERATURE HUMIDITY
25° C 67 %

| PLACE | NAME | COUNTRY | DATE of BIRTH | ORDER | RESULT | 5.30 | 5.45 | 5.60 | 5.70 | 5.75 | | | | | | |
|-------|-------------------------|---------|---------------|-------|---------------|------|------|------|------|------|--|--|--|--|--|--|
| 1 | Piotr LISEK | POL | 16 Aug 92 | 11 | 5.75 Q | - | 0 | 0 | 0 | 0 | | | | | | |
| 2 | Cole WALSH | USA | 14 Jun 95 | 2 | 5.75 Q | - | XO | XO | XXO | 0 | | | | | | |
| 3 | Armand DUPLANTIS | SWE | 10 Nov 99 | 10 | 5.75 Q | - | - | 0 | 0 | XXO | | | | | | |
| 4 | Raphael HOLZDEPPE | GER | 28 Sep 89 | 8 | 5.75 Q | - | 0 | XO | XXO | XXO | | | | | | |
| 5 | Augusto DUTRA | BRA | 16 Jul 90 | 9 | 5.70 q | - | 0 | XO | 0 | XXX | | | | | | |
| 6 | Bo Kanda LITA BAEHRE | GER | 29 Apr 99 | 17 | 5.70 q | - | 0 | XXO | 0 | XXX | | | | | | |
| 7 | Konstantinos FILIPPIDIS | GRE | 26 Nov 86 | 5 | 5.70 | 0 | 0 | 0 | XXO | XXX | | | | | | |
| 8 | Renaud LAVILLENIE | FRA | 18 Sep 86 | 13 | 5.60 | - | - | 0 | XXX | | | | | | | |
| 8 | Kc LIGHTFOOT | USA | 11 Nov 99 | 4 | 5.60 | 0 | 0 | 0 | XXX | | | | | | | |
| 8 | Ernest John OBIENA | PHI | 17 Nov 95 | 6 | 5.60 | - | 0 | 0 | XXX | | | | | | | |
| 11 | Robert SOBERA | POL | 19 Jan 91 | 16 | 5.60 | 0 | XXO | 0 | XXX | | | | | | | |
| 12 | Seito YAMAMOTO | JPN | 11 Mar 92 | 12 | 5.60 | 0 | XO | XO | XXX | | | | | | | |
| 13 | Rutger KOPPELAAR | NED | 1 May 93 | 15 | 5.45 | 0 | 0 | XXX | | | | | | | | |
| 14 | Alioune SENE | FRA | 3 Feb 96 | 1 | 5.45 | XXO | XO | XXX | | | | | | | | |
| 15 | Sondre GUTTORMSEN | NOR | 1 Jun 99 | 7 | 5.30 | XO | XXX | | | | | | | | | |
| | Jie YAO | CHN | 21 Sep 90 | 3 | NM | XXX | | | | | | | | | | |
| | Harry COPPELL | GBR | 11 Jul 96 | 14 | DNS | | | | | | | | | | | |

| ALL-TIME TOP LIST | | | | SEASON TOP LIST | | | |
|-------------------|-------------------------|-----------------------------------|-----------|-----------------|---------------------------|------------------------|--------|
| RESULT | NAME | VENUE | DATE | RESULT | NAME | VENUE | 2019 |
| 6.14 | Sergey BUBKA (UKR) | Sestriere | 31 Jul 94 | 6.06 | Sam KENDRICKS (USA) | Des Moines, IA (USA) | 27 Jul |
| 6.06 | Sam KENDRICKS (USA) | Des Moines, IA (USA) | 27 Jul 19 | 6.02 | Piotr LISEK (POL) | Monaco (MON) | 12 Jul |
| 6.05 | Maksim TARASOV (RUS) | Athína | 16 Jun 99 | 6.00 | Armand DUPLANTIS (SWE) | Fayetteville, AR (USA) | 11 May |
| 6.05 | Dmitri MARKOV (AUS) | Jmonton (Commonwealth Stadium) | 9 Aug 01 | 5.95 | Christopher NILSEN (USA) | Austin, TX (USA) | 5 Jun |
| 6.05 | Renaud LAVILLENIE (FRA) | Eugene (Hayward Field), OR | 30 May 15 | 5.92 | Thiago BRAZ (BRA) | Monaco (MON) | 12 Jul |
| 6.05 | Armand DUPLANTIS (SWE) | Berlin (GER) | 12 Aug 18 | 5.87 | Pawet WOJCIECHOWSKI (POL) | Monaco (MON) | 12 Jul |
| 6.04 | Brad WALKER (USA) | Eugene, OR | 8 Jun 08 | 5.85 | Renaud LAVILLENIE (FRA) | St-Etienne (FRA) | 28 Jul |
| 6.03 | Okkert BRITS (RSA) | Köln | 18 Aug 95 | 5.83 | Cole WALSH (USA) | Zürich (SUI) | 29 Aug |
| 6.03 | Jeff HARTWIG (USA) | Jonesboro, AR | 14 Jun 00 | 5.82 | Valentin LAVILLENIE (FRA) | Monaco (MON) | 12 Jul |
| 6.03 | Thiago BRAZ (BRA) | Rio de Janeiro (Estádio Olímpico) | 15 Aug 16 | 5.81 | Kurtis MARSCHALL (AUS) | Perth (AUS) | 2 Feb |
| | | | | 5.81 | Ernest John OBIENA (PHI) | Chiari (ITA) | 3 Sep |

RESULTS

Long Jump Men - Final



| RECORDS | RESULT NAME | COUNTRY | AGE | VENUE | DATE |
|--------------------------------|---------------------------|-------------------------|-----------------------|-------------------------|-------------|
| World Record WR | 8.95 Mike POWELL | USA | 28 | Tokyo (Olympic Stadium) | 30 Aug 1991 |
| Championships Record CR | 8.95 Mike POWELL | USA | 28 | Tokyo (Olympic Stadium) | 30 Aug 1991 |
| World Leading WL | 8.69 Tajay GAYLE | JAM | 23 | Doha | 28 Sep 2019 |
| Area Record AR | National Record NR | Personal Best PB | Season Best SB | | |

28 September 2019 20:44 START TIME 25° C 67 %
 TEMPERATURE HUMIDITY
 22:02 END TIME 25° C 67 %

| PLACE | NAME | COUNTRY | DATE of BIRTH | ORDER | RESULT | 1 | 2 | 3 | ORD. | 4 | 5 | ORD. | 6 |
|-------|------------------------|---------|---------------|-------|---------------------|--------------|--------------|--------------|------|--------------|--------------|------|--------------|
| 1 | Tajay GAYLE | JAM | 2 Aug 96 | 3 | 8.69 +0.5 | 8.46 -0.3 | X -0.5 | X +0.2 | 8 | 8.69 +0.5 | - | 8 | - |
| 2 | Jeff HENDERSON | USA | 19 Feb 89 | 8 | 8.39 -0.1 | 8.28 -0.1 | 8.18 -0.1 | 8.39 -0.1 | 7 | 7.03 +0.4 | 8.13 -0.4 | 7 | 8.17 -0.3 |
| 3 | Juan Miguel ECHEVARRÍA | CUB | 11 Aug 98 | 5 | 8.34 +0.1 | 8.25 0.0 | 8.14 -0.3 | 8.34 +0.1 | 6 | 8.30 +0.5 | 7.91 -0.3 | 6 | X -0.3 |
| 4 | Luvo MANYONGA | RSA | 8 Jan 91 | 9 | 8.28 -0.1 | 8.16 -0.2 | 8.05 0.0 | 8.18 0.0 | 4 | 8.10 0.0 | 8.14 -0.1 | 4 | 8.28 -0.1 |
| 5 | Ruswahl SAMAAI | RSA | 25 Sep 91 | 11 | 8.23 -0.3 | 8.11 0.0 | 8.15 -0.1 | 8.23 -0.3 | 5 | X -0.2 | X -0.4 | 5 | 8.06 +0.3 |
| 6 | Jianan WANG | CHN | 27 Aug 96 | 1 | 8.20 0.0 | X -0.1 | 7.89 -0.3 | 8.05 -0.1 | 3 | X 0.0 | X -0.3 | 3 | 8.20 0.0 |
| 7 | Eusebio CÁCERES | ESP | 10 Sep 91 | 10 | 8.01 -0.4 | 8.01 -0.4 | 6.31 -0.3 | X -0.4 | 2 | X 0.0 | 7.95 -0.1 | 2 | X 0.0 |
| 8 | Yuki HASHIOKA | JPN | 23 Jan 99 | 6 | 7.97 -0.2 | 7.88 -0.1 | 7.89 +0.2 | 7.97 -0.2 | 1 | 7.82 -0.1 | X +0.1 | 1 | 7.70 +0.2 |
| 9 | Thobias MONTLER | SWE | 15 Feb 96 | 2 | 7.96 0.0 | 7.88 0.0 | X -0.5 | 7.96 0.0 | | | | | |
| 10 | Miltiadis TENTOGLOU | GRE | 18 Mar 98 | 7 | 7.79 -0.2 | 7.77 -0.1 | X -0.2 | 7.79 -0.2 | | | | | |
| 11 | Shoutarou SHIROYAMA | JPN | 6 Mar 95 | 4 | 7.77 +0.2 | 7.77 +0.2 | 7.61 -0.3 | 7.61 +0.5 | | | | | |
| | Steffin MCCARTER | USA | 19 Jan 97 | 12 | NM | X -0.2 | X 0.0 | X -0.3 | | | | | |

| NAME | COUNTRY | ATTEMPT | MARK | OFFSET (cm) | APPROACH Speed (Km/h) | JUMP Speed (Km/h) |
|------------------------|---------|---------|------|-------------|-----------------------|-------------------|
| Tajay GAYLE | JAM | 1 | 8.46 | 2.1 | | |
| | | 2 | X | +6.2 | | |
| | | 3 | X | +2.8 | | |
| | | 4 | 8.69 | 0.8 | | |
| Jeff HENDERSON | USA | 1 | 8.28 | 11.6 | | |
| | | 2 | 8.18 | 1.0 | | |
| | | 3 | 8.39 | 3.2 | | |
| | | 4 | 7.03 | 16.1 | | |
| | | 5 | 8.13 | 13.1 | | |
| | | 6 | 8.17 | 14.9 | | |
| Juan Miguel ECHEVARRÍA | CUB | 1 | 8.25 | 23.3 | | |
| | | 2 | 8.14 | 9.5 | | |
| | | 3 | 8.34 | 15.6 | | |
| | | 4 | 8.30 | 27.5 | | |
| | | 5 | 7.91 | 19.0 | | |
| | | 6 | X | +2.6 | | |
| Luvo MANYONGA | RSA | 1 | 8.16 | 15.4 | | |
| | | 2 | 8.05 | 7.4 | | |
| | | 3 | 8.18 | 16.5 | | |
| | | 4 | 8.10 | 21.1 | | |
| | | 5 | 8.14 | 12.9 | | |
| | | 6 | 8.28 | 11.3 | | |

RESULTS
Long Jump Men - Final

| | | | | |
|---------------------|-----|---|------|-------|
| Ruswahl SAMAAI | RSA | 1 | 8.11 | 4.4 |
| | | 2 | 8.15 | 14.0 |
| | | 3 | 8.23 | 0.6 |
| | | 4 | X | + |
| | | 5 | X | +4.0 |
| | | 6 | 8.06 | 4.7 |
| Jianan WANG | CHN | 1 | X | +4.1 |
| | | 2 | 7.89 | 23.9 |
| | | 3 | 8.05 | 12.1 |
| | | 4 | X | +9.1 |
| | | 5 | X | +3.7 |
| | | 6 | 8.20 | 0.2 |
| Eusebio CÁCERES | ESP | 1 | 8.01 | 1.8 |
| | | 2 | 6.31 | 1.0 |
| | | 3 | X | +3.0 |
| | | 4 | X | +7.7 |
| | | 5 | 7.95 | 12.4 |
| | | 6 | X | +10.3 |
| Yuki HASHIOKA | JPN | 1 | 7.88 | 0.6 |
| | | 2 | 7.89 | 5.9 |
| | | 3 | 7.97 | 5.9 |
| | | 4 | 7.82 | 10.9 |
| | | 5 | X | +15.9 |
| | | 6 | 7.70 | 15.5 |
| Thobias MONTLER | SWE | 1 | 7.88 | 10.2 |
| | | 2 | X | +4.1 |
| | | 3 | 7.96 | 19.5 |
| Miltiadis TENTOGLOU | GRE | 1 | 7.77 | 19.8 |
| | | 2 | X | +1.4 |
| | | 3 | 7.79 | 33.8 |
| Shoutarou SHIROYAMA | JPN | 1 | 7.77 | 1.2 |
| | | 2 | 7.61 | 2.1 |
| | | 3 | 7.61 | 7.9 |
| Steffin MCCARTER | USA | 1 | X | +5.9 |
| | | 2 | X | + |
| | | 3 | X | +3.2 |

| ALL-TIME TOP LIST | | | | SEASON TOP LIST | | | |
|-------------------|-----------------------|---------------------------------------|-----------|-----------------|------------------------------|-------------------------|--------|
| RESULT | NAME | VENUE | DATE | RESULT | NAME | VENUE | 2019 |
| 8.95 | Mike POWELL (USA) | Tokyo (Olympic Stadium) | 30 Aug 91 | 8.69 | Tajay GAYLE (JAM) | Doha | 28 Sep |
| 8.90 | Bob BEAMON (USA) | Ciudad de México (Estadio Olímpico) | 18 Oct 68 | 8.65 | Juan Miguel ECHEVARRÍA (CUB) | Zürich (SUI) | 29 Aug |
| 8.87 | Carl LEWIS (USA) | Tokyo (Olympic Stadium) | 30 Aug 91 | 8.41 | Zarck VISSER (RSA) | Germiston (RSA) | 23 Mar |
| 8.86 | Robert EMMIYAN (URS) | Tsakhkadzor | 22 May 87 | 8.40 | Shoutarou SHIROYAMA (JPN) | Fukui (JPN) | 17 Aug |
| 8.74 | Larry MYRICKS (USA) | Indianapolis (University Stadium), IN | 18 Jul 88 | 8.39 | Jeff HENDERSON (USA) | Doha | 28 Sep |
| 8.74 | Erick WALDER (USA) | El Paso, TX | 2 Apr 94 | 8.37 | Luvo MANYONGA (RSA) | London (GBR) | 20 Jul |
| 8.74 | Dwight PHILLIPS (USA) | Eugene, OR | 7 Jun 09 | 8.32 | Miltiadis TENTOGLOU (GRE) | Gävle (SWE) | 12 Jul |
| 8.73 | Irving SALADINO (PAN) | Hengelo (Blankers-Koen Stadion) | 24 May 08 | 8.32 | Yuki HASHIOKA (JPN) | Fukui (JPN) | 17 Aug |
| 8.71 | Iván PEDROSO (CUB) | Salamanca (Helmántico) | 18 Jul 95 | 8.25 | Yaoguang ZHANG (CHN) | La Chaux-de-Fonds (SUI) | 30 Jun |
| 8.69 | Tajay GAYLE (JAM) | Doha | 28 Sep 19 | 8.25 | Andwuelle WRIGHT (TTO) | Queretaro (MEX) | 5 Jul |
| | | | | 8.25 | Steffin MCCARTER (USA) | Chula Vista, CA (USA) | 13 Jul |

SUMMARY



Long Jump Men - Qualification

With qualifying standard of 8.15 (Q) or at least the 12 best performers (q) advance to the Final

QUALIFIED ATHLETES UPDATED

| RECORDS | RESULT | NAME | COUNTRY | AGE | VENUE | DATE |
|--------------------------------|--------|---------------------------|---------|-----|-------------------------|-----------------------|
| World Record WR | 8.95 | Mike POWELL | USA | 28 | Tokyo (Olympic Stadium) | 30 Aug 1991 |
| Championships Record CR | 8.95 | Mike POWELL | USA | 28 | Tokyo (Olympic Stadium) | 30 Aug 1991 |
| World Leading WL | 8.65 | Juan Miguel ECHEVARRÍA | CUB | 21 | Zürich (SUI) | 29 Aug 2019 |
| Area Record AR | | National Record NR | | | Personal Best PB | Season Best SB |

27 September 2019

| RANK | PLACE | GROUP | BIB | NAME | COUNTRY | DATE of BIRTH | RESULT | WIND |
|------|-------|-------|-----|------------------------|---------|---------------|-------------|--------|
| 1 | 1 | A | | Juan Miguel ECHEVARRÍA | CUB | 11 Aug 98 | 8.40 | Q -0.6 |
| 2 | 1 | B | | Jeff HENDERSON | USA | 19 Feb 89 | 8.12 | q -0.7 |
| 3 | 2 | A | | Yuki HASHIOKA | JPN | 23 Jan 99 | 8.07 | q -0.7 |
| 4 | 3 | A | | Steffin MCCARTER | USA | 19 Jan 97 | 8.04 | q -0.8 |
| 5 | 2 | B | | Ruswahl SAMAAI | RSA | 25 Sep 91 | 8.01 | q -0.2 |
| 6 | 3 | B | | Eusebio CÁCERES | ESP | 10 Sep 91 | 8.01 | q -1.3 |
| 7 | 4 | A | | Miltiadis TENTOGLOU | GRE | 18 Mar 98 | 8.00 | q -1.2 |
| 8 | 4 | B | | Shoutarou SHIROYAMA | JPN | 6 Mar 95 | 7.94 | q -0.6 |
| 9 | 5 | B | | Thobias MONTLER | SWE | 15 Feb 96 | 7.92 | q -0.3 |
| 10 | 5 | A | | Luvo MANYONGA | RSA | 8 Jan 91 | 7.91 | q -0.1 |
| 11 | 6 | B | | Jianan WANG | CHN | 27 Aug 96 | 7.89 | q -0.6 |
| 12 | 7 | B | | Tajay GAYLE | JAM | 2 Aug 96 | 7.89 | q -0.7 |
| 13 | 6 | A | | Henry FRAYNE | AUS | 14 Apr 90 | 7.86 | -0.6 |
| 14 | 8 | B | | Yaoguang ZHANG | CHN | 21 Jun 93 | 7.82 | -0.6 |
| 15 | 9 | B | | Darcy ROPER | AUS | 31 Mar 98 | 7.82 | -0.2 |
| 16 | 7 | A | | Changzhou HUANG | CHN | 20 Aug 94 | 7.81 | -0.5 |
| 17 | 8 | A | | Andwuelle WRIGHT | TTO | 8 Aug 97 | 7.76 | -1.1 |
| 18 | 10 | B | | Hibiki TSUHA | JPN | 21 Jan 98 | 7.72 | -0.1 |
| 19 | 9 | A | | Héctor SANTOS | ESP | 6 Jan 98 | 7.69 | -0.6 |
| 20 | 11 | B | | Emiliano LASA | URU | 25 Jan 90 | 7.66 | +0.2 |
| 21 | 10 | A | | Trumaine JEFFERSON | USA | 21 Apr 95 | 7.63 | -1.0 |
| 22 | 12 | B | | . SREESHANKAR | IND | 27 Mar 99 | 7.62 | -0.7 |
| 23 | 11 | A | | Emanuel ARCHIBALD | GUY | 9 Sep 94 | 7.56 | -0.7 |
| 24 | 12 | A | | Henry SMITH | AUS | 9 Apr 96 | 7.50 | -1.1 |
| 25 | 13 | B | | Tyrone SMITH | BER | 7 Aug 84 | 7.49 | -1.0 |
| 26 | 14 | B | | Yahya BERRABAH | MAR | 13 Oct 81 | 7.37 | -0.4 |
| | | A | | Chia-Hsing LIN | TPE | 13 Jul 99 | NM | |

ALL-TIME TOP LIST

| RESULT | NAME | VENUE | DATE |
|--------|------------------------------|---------------------------------------|-----------|
| 8.95 | Mike POWELL (USA) | Tokyo (Olympic Stadium) | 30 Aug 91 |
| 8.90 | Bob BEAMON (USA) | Ciudad de México (Estadio Olímpico) | 18 Oct 68 |
| 8.87 | Carl LEWIS (USA) | Tokyo (Olympic Stadium) | 30 Aug 91 |
| 8.86 | Robert EMMIYAN (URS) | Tsakhkadzor | 22 May 87 |
| 8.74 | Larry MYRICKS (USA) | Indianapolis (University Stadium), IN | 18 Jul 88 |
| 8.74 | Erick WALDER (USA) | El Paso, TX | 2 Apr 94 |
| 8.74 | Dwight PHILLIPS (USA) | Eugene, OR | 7 Jun 09 |
| 8.73 | Irving SALADINO (PAN) | Hengelo (Blankers-Koen Stadion) | 24 May 08 |
| 8.71 | Iván PEDROSO (CUB) | Salamanca (Helmántico) | 18 Jul 95 |
| 8.68 | Juan Miguel ECHEVARRÍA (CUB) | 3ad Langensalza (GER) | 30 Jun 18 |

SEASON TOP LIST

| RESULT | NAME | VENUE | 2019 |
|--------|------------------------------|-------------------------|--------|
| 8.65 | Juan Miguel ECHEVARRÍA (CUB) | Zürich (SUI) | 29 Aug |
| 8.41 | Zarck VISSER (RSA) | Germiston (RSA) | 23 Mar |
| 8.40 | Shoutarou SHIROYAMA (JPN) | Fukui (JPN) | 17 Aug |
| 8.38 | Jeff HENDERSON (USA) | Provo, UT (USA) | 27 Apr |
| 8.37 | Luvo MANYONGA (RSA) | London (GBR) | 20 Jul |
| 8.32 | Miltiadis TENTOGLOU (GRE) | Gävle (SWE) | 12 Jul |
| 8.32 | Tajay GAYLE (JAM) | London (GBR) | 20 Jul |
| 8.32 | Yuki HASHIOKA (JPN) | Fukui (JPN) | 17 Aug |
| 8.25 | Yaoguang ZHANG (CHN) | La Chaux-de-Fonds (SUI) | 30 Jun |
| 8.25 | Andwuelle WRIGHT (TTO) | Queretaro (MEX) | 5 Jul |
| 8.25 | Steffin MCCARTER (USA) | Chula Vista, CA (USA) | 13 Jul |

RESULTS



Long Jump Men - Qualification

With qualifying standard of 8.15 (Q) or at least the 12 best performers (q) advance to the Final

QUALIFIED ATHLETES UPDATED

| RECORDS | RESULT NAME | COUNTRY | AGE | VENUE | DATE |
|--------------------------------|------------------------------------|-------------------------|-----------------------|-------------------------|-------------|
| World Record WR | 8.95 Mike POWELL | USA | 28 | Tokyo (Olympic Stadium) | 30 Aug 1991 |
| Championships Record CR | 8.95 Mike POWELL | USA | 28 | Tokyo (Olympic Stadium) | 30 Aug 1991 |
| World Leading WL | 8.65 Juan Miguel ECHEVARRÍA | CUB | 21 | Zürich (SUI) | 29 Aug 2019 |
| Area Record AR | National Record NR | Personal Best PB | Season Best SB | | |

Group A

27 September 2019 16:30 START TIME 25° C 67%
TEMPERATURE HUMIDITY
17:22 END TIME 25° C 67%

| PLACE | NAME | COUNTRY | DATE OF BIRTH | ORDER | RESULT | 1 | 2 | 3 |
|-------|------------------------|---------|---------------|-------|-----------------------|--------------|--------------|--------------|
| 1 | Juan Miguel ECHEVARRÍA | CUB | 11 Aug 98 | 12 | 8.40 Q -0.6 | 8.40 -0.6 | | |
| 2 | Yuki HASHIOKA | JPN | 23 Jan 99 | 5 | 8.07 q -0.7 | 7.64 -1.1 | 8.07 -0.7 | - |
| 3 | Steffin MCCARTER | USA | 19 Jan 97 | 10 | 8.04 q -0.8 | 7.84 -1.1 | 8.04 -0.8 | - |
| 4 | Miltiadis TENTOGLOU | GRE | 18 Mar 98 | 3 | 8.00 q -1.2 | 7.62 -1.2 | 7.67 -1.1 | 8.00 -1.2 |
| 5 | Luvo MANYONGA | RSA | 8 Jan 91 | 7 | 7.91 q -0.1 | 7.87 -1.0 | 7.91 -0.1 | 7.90 +0.2 |
| 6 | Henry FRAYNE | AUS | 14 Apr 90 | 8 | 7.86 -0.6 | X -0.4 | 7.76 -1.0 | 7.86 -0.6 |
| 7 | Changzhou HUANG | CHN | 20 Aug 94 | 4 | 7.81 -0.5 | 7.81 -0.5 | 7.72 -1.2 | 7.68 -0.9 |
| 8 | Andwuelle WRIGHT | TTO | 8 Aug 97 | 11 | 7.76 -1.1 | X -1.2 | 7.76 -1.3 | 7.76 -1.1 |
| 9 | Héctor SANTOS | ESP | 6 Jan 98 | 9 | 7.69 -0.6 | 7.69 -1.4 | 7.69 -0.6 | 7.54 -1.2 |
| 10 | Trumaine JEFFERSON | USA | 21 Apr 95 | 2 | 7.63 -1.0 | X -1.1 | 7.54 -1.0 | 7.63 -1.0 |
| 11 | Emanuel ARCHIBALD | GUY | 9 Sep 94 | 13 | 7.56 -0.7 | 7.35 -0.1 | 7.40 -1.2 | 7.56 -0.7 |
| 12 | Henry SMITH | AUS | 9 Apr 96 | 1 | 7.50 -1.1 | 7.37 -0.2 | 7.48 -0.9 | 7.50 -1.1 |
| | Chia-Hsing LIN | TPE | 13 Jul 99 | 6 | NM | X -1.0 | X -0.4 | X -0.8 |

RESULTS
Long Jump Men - Qualification

QUALIFIED ATHLETES UPDATED

| Group B | | 27 September 2019 | | 16:30 | START TIME | 25° C | 67 % | | | |
|----------------|---------------------|-------------------|---------------|-------|-----------------------|--------------|--------------|--------------|--|--|
| | | | | 17:24 | END TIME | TEMPERATURE | HUMIDITY | | | |
| | | | | 25° C | | 67 % | | | | |
| PLACE | NAME | COUNTRY | DATE OF BIRTH | ORDER | RESULT | 1 | 2 | 3 | | |
| 1 | Jeff HENDERSON | USA | 19 Feb 89 | 4 | 8.12 q -0.7 | 7.78 -0.7 | 7.78 -0.4 | 8.12 -0.7 | | |
| 2 | Ruswahl SAMAAI | RSA | 25 Sep 91 | 13 | 8.01 q -0.2 | 6.49 -0.4 | 7.93 -0.7 | 8.01 -0.2 | | |
| 3 | Eusebio CÁCERES | ESP | 10 Sep 91 | 14 | 8.01 q -1.3 | 7.79 -0.4 | 8.01 -1.3 | - | | |
| 4 | Shoutarou SHIROYAMA | JPN | 6 Mar 95 | 9 | 7.94 q -0.6 | 7.94 -0.6 | 7.64 +0.2 | X -0.9 | | |
| 5 | Thobias MONTLER | SWE | 15 Feb 96 | 8 | 7.92 q -0.3 | 7.92 -0.3 | 7.84 +0.5 | X -0.6 | | |
| 6 | Jianan WANG | CHN | 27 Aug 96 | 5 | 7.89 q -0.6 | 7.73 -0.6 | 7.89 -0.6 | 7.81 -0.5 | | |
| 7 | Tajay GAYLE | JAM | 2 Aug 96 | 1 | 7.89 q -0.7 | 7.81 -0.7 | X -1.0 | 7.89 -0.7 | | |
| 8 | Yaoguang ZHANG | CHN | 21 Jun 93 | 12 | 7.82 -0.6 | 7.82 -0.6 | 7.77 -0.2 | 7.64 -0.4 | | |
| 9 | Darcy ROPER | AUS | 31 Mar 98 | 7 | 7.82 -0.2 | 7.76 +0.2 | 7.82 -0.2 | 7.73 +0.9 | | |
| 10 | Hibiki TSUHA | JPN | 21 Jan 98 | 2 | 7.72 -0.1 | 7.56 -0.5 | 7.56 -0.2 | 7.72 -0.1 | | |
| 11 | Emiliano LASA | URU | 25 Jan 90 | 3 | 7.66 +0.2 | 7.64 -0.1 | 7.61 -0.4 | 7.66 +0.2 | | |
| 12 | . SREESHANKAR | IND | 27 Mar 99 | 6 | 7.62 -0.7 | 7.52 -0.4 | 7.62 -0.7 | X -0.1 | | |
| 13 | Tyrone SMITH | BER | 7 Aug 84 | 10 | 7.49 -1.0 | 7.45 -0.7 | 7.40 -0.4 | 7.49 -1.0 | | |
| 14 | Yahya BERRABAH | MAR | 13 Oct 81 | 11 | 7.37 -0.4 | X -0.7 | 7.37 -0.4 | 7.29 -0.6 | | |

| ALL-TIME TOP LIST | | | | SEASON TOP LIST | | | |
|-------------------|------------------------------|---------------------------------------|-----------|-----------------|------------------------------|-------------------------|--------|
| RESULT | NAME | VENUE | DATE | RESULT | NAME | VENUE | 2019 |
| 8.95 | Mike POWELL (USA) | Tokyo (Olympic Stadium) | 30 Aug 91 | 8.65 | Juan Miguel ECHEVARRÍA (CUB) | Zürich (SUI) | 29 Aug |
| 8.90 | Bob BEAMON (USA) | Ciudad de México (Estadio Olímpico) | 18 Oct 68 | 8.41 | Zarck VISSER (RSA) | Germiston (RSA) | 23 Mar |
| 8.87 | Carl LEWIS (USA) | Tokyo (Olympic Stadium) | 30 Aug 91 | 8.40 | Shoutarou SHIROYAMA (JPN) | Fukui (JPN) | 17 Aug |
| 8.86 | Robert EMMIYAN (URS) | Tsakhkadzor | 22 May 87 | 8.38 | Jeff HENDERSON (USA) | Provo, UT (USA) | 27 Apr |
| 8.74 | Larry MYRICKS (USA) | Indianapolis (University Stadium), IN | 18 Jul 88 | 8.37 | Luvo MANYONGA (RSA) | London (GBR) | 20 Jul |
| 8.74 | Erick WALDER (USA) | El Paso, TX | 2 Apr 94 | 8.32 | Miltiadis TENTOGLOU (GRE) | Gävle (SWE) | 12 Jul |
| 8.74 | Dwight PHILLIPS (USA) | Eugene, OR | 7 Jun 09 | 8.32 | Tajay GAYLE (JAM) | London (GBR) | 20 Jul |
| 8.73 | Irving SALADINO (PAN) | Hengelo (Blankers-Koen Stadion) | 24 May 08 | 8.32 | Yuki HASHIOKA (JPN) | Fukui (JPN) | 17 Aug |
| 8.71 | Iván PEDROSO (CUB) | Salamanca (Helmántico) | 18 Jul 95 | 8.25 | Yaoguang ZHANG (CHN) | La Chaux-de-Fonds (SUI) | 30 Jun |
| 8.68 | Juan Miguel ECHEVARRÍA (CUB) | Bad Langensalza (GER) | 30 Jun 18 | 8.25 | Andwuelle WRIGHT (TTO) | Queretaro (MEX) | 5 Jul |
| | | | | 8.25 | Steffin MCCARTER (USA) | Chula Vista, CA (USA) | 13 Jul |

RESULTS

Triple Jump Men - Final



CHANGE OF ORDER BEFORE THE 6TH ROUND DISPLAYED

| RECORDS | RESULT | NAME | COUNTRY | AGE | VENUE | DATE |
|--------------------------------|--------|------------------|---------|-----|---------------------------|-------------|
| World Record WR | 18.29 | Jonathan EDWARDS | GBR | 29 | Göteborg (Ullevi Stadium) | 7 Aug 1995 |
| Championships Record CR | 18.29 | Jonathan EDWARDS | GBR | 29 | Göteborg (Ullevi Stadium) | 7 Aug 1995 |
| World Leading WL | 18.14 | Will CLAYE | USA | 28 | Long Beach, CA (USA) | 29 Jun 2019 |

Area Record **AR** National Record **NR** Personal Best **PB** Season Best **SB**

29 September 2019 21:46 START TIME 24° C 71 %
TEMPERATURE HUMIDITY
23:07 END TIME 31° C 71 %

| PLACE | NAME | COUNTRY | DATE of BIRTH | ORDER | RESULT | 1 | 2 | 3 | ORD. | 4 | 5 | ORD. | 6 |
|-------|-----------------------------|---------|---------------|-------|----------------------|---------------|---------------|---------------|------|---------------|---------------|------|---------------|
| 1 | Christian TAYLOR | USA | 18 Jun 90 | 10 | 17.92 +0.9 | X +0.2 | X +0.5 | 17.42 +0.2 | 5 | 17.86 +0.4 | 17.92 +0.9 | 8 | 17.54 +0.4 |
| 2 | Will CLAYE | USA | 13 Jun 91 | 2 | 17.74 +0.3 | 17.61 +0.3 | 17.72 +0.1 | 17.53 +0.6 | 8 | 17.74 +0.9 | 17.74 +0.3 | 7 | 17.66 +0.6 |
| 3 | Hugues Fabrice ZANGO | BUR | 25 Jun 93 | 7 | 17.66 +0.5 | 17.18 +0.1 | 17.46 0.0 | 17.29 +0.6 | 6 | X +0.1 | 17.56 +0.4 | 5 | 17.66 +0.5 |
| 4 | Pedro Pablo PICHARDO | POR | 30 Jun 93 | 5 | 17.62 +0.1 | 17.49 +0.2 | 17.28 +0.9 | 17.49 -0.2 | 7 | 17.62 +0.1 | 17.60 +0.6 | 6 | 17.00 +0.6 |
| 5 | Cristian NÁPOLES | CUB | 27 Nov 98 | 4 | 17.38 +0.8 | 17.36 +0.3 | 17.38 +0.8 | X +0.8 | 4 | X +1.3 | - | 4 | - |
| 6 | Donald SCOTT | USA | 23 Feb 92 | 12 | 17.17 +0.3 | X +0.3 | 16.57 +0.8 | 17.05 0.0 | 2 | X +0.9 | 15.08 +0.4 | 1 | 17.17 +0.3 |
| 7 | Alexis COPELLO | AZE | 12 Aug 85 | 6 | 17.10 +0.6 | X +0.7 | X +0.7 | 17.10 +0.6 | 3 | X +0.6 | X +1.0 | 3 | - |
| 8 | Jordan Alejandro DÍAZ FORTU | CUB | 23 Feb 01 | 11 | 17.06 +0.8 | 15.88 +0.2 | 16.86 +0.2 | 17.01 +1.2 | 1 | 16.86 +0.4 | 17.06 +0.8 | 2 | 16.69 +0.6 |
| 9 | Ruiting WU | CHN | 29 Nov 95 | 9 | 16.97 +0.3 | 16.97 +0.3 | 16.86 +1.1 | 16.88 +0.6 | | | | | |
| 10 | Yaoqing FANG | CHN | 20 Apr 96 | 3 | 16.65 +0.4 | 15.94 +0.8 | 16.42 +0.4 | 16.65 +0.4 | | | | | |
| 11 | Necatí ER | TUR | 24 Feb 97 | 1 | 16.34 +0.1 | 16.34 +0.1 | X +0.6 | 15.62 +0.2 | | | | | |
| 12 | Almir DOS SANTOS | BRA | 4 Sep 93 | 8 | 15.01 +0.7 | X +0.4 | X 0.0 | 15.01 +0.7 | | | | | |

| NAME | COUNTRY | ATTEMPT | MARK | OFFSET (cm) | HOP (m) | STEP (m) | JUMP (m) | APPROACH Speed (Km/h) | HOP Speed (Km/h) | STEP Speed (Km/h) | JUMP Speed (Km/h) |
|----------------------|---------|---------|-------|-------------|---------|----------|----------|-----------------------|------------------|-------------------|-------------------|
| Christian TAYLOR | USA | 1 | X | +3.3 | | | | 35.9 | 36.9 | 33.8 | 26.8 |
| | | 2 | X | +7.8 | | | | 40.6 | 34.5 | 32.9 | 27.3 |
| | | 3 | 17.42 | 31.0 | 5.93 | 5.22 | 6.27 | 35.9 | 36.2 | 28.2 | 28.3 |
| | | 4 | 17.86 | 15.4 | 6.00 | 5.45 | 6.41 | 39.9 | 35.1 | 29.1 | 30.1 |
| | | 5 | 17.92 | 6.1 | 6.31 | 5.18 | 6.43 | 38.7 | 35.3 | 29.1 | 29.0 |
| | | 6 | 17.54 | 10.0 | 6.01 | 5.32 | 6.21 | 39.2 | 37.4 | 30.0 | 29.1 |
| Will CLAYE | USA | 1 | 17.61 | 4.4 | 5.99 | 5.48 | 6.14 | 38.4 | 34.8 | 31.5 | 25.3 |
| | | 2 | 17.72 | 0.9 | 6.13 | 5.39 | 6.20 | 39.8 | 34.0 | 31.5 | 25.1 |
| | | 3 | 17.53 | 8.7 | 6.23 | 5.02 | 6.28 | 39.6 | 33.0 | 32.2 | 25.0 |
| | | 4 | 17.74 | 6.2 | 6.34 | 5.13 | 6.27 | | | | |
| | | 5 | 17.74 | 4.1 | 6.34 | 5.06 | 6.34 | 40.2 | 32.3 | 32.4 | 24.7 |
| | | 6 | 17.66 | 14.0 | 6.10 | 5.29 | 6.27 | | | | |
| Hugues Fabrice ZANGO | BUR | 1 | 17.18 | 16.7 | 5.87 | 5.37 | 5.94 | 37.8 | 36.5 | 32.4 | 27.4 |
| | | 2 | 17.46 | 6.7 | 6.46 | 5.64 | 5.36 | 40.2 | 34.3 | 31.0 | 26.6 |
| | | 3 | 17.29 | 10.6 | 6.04 | 5.99 | 5.26 | 40.3 | 35.3 | 31.1 | 25.9 |
| | | 4 | X | +0.8 | | | | 37.7 | 36.4 | 32.0 | 25.8 |
| | | 5 | 17.56 | 3.2 | 6.31 | 5.32 | 5.93 | 38.4 | 35.3 | 32.1 | 26.3 |
| | | 6 | 17.66 | 16.9 | 6.15 | 5.32 | 6.19 | 40.6 | 35.0 | 32.4 | 26.5 |

RESULTS
Triple Jump Men - Final

CHANGE OF ORDER BEFORE THE 6TH ROUND DISPLAYED

| | | | | | | | | | | | |
|------------------------------|-----|---|-------|-------|------|------|------|------|------|------|------|
| Pedro Pablo PICHARDO | POR | 1 | 17.49 | 13.4 | 6.49 | 4.85 | 6.15 | 42.2 | 32.6 | 31.0 | 23.6 |
| | | 2 | 17.28 | 10.1 | 6.27 | 5.20 | 5.81 | 37.0 | 34.1 | 32.5 | 24.3 |
| | | 3 | 17.49 | 17.1 | 6.26 | 5.07 | 6.16 | 37.3 | 32.6 | 31.2 | 24.6 |
| | | 4 | 17.62 | 6.5 | 6.36 | 5.13 | 6.13 | 39.5 | 32.5 | 32.3 | 24.1 |
| | | 5 | 17.60 | 11.0 | 6.44 | 5.36 | 5.80 | 38.1 | 33.4 | 32.0 | 24.2 |
| | | 6 | 17.00 | 22.1 | 6.05 | 5.17 | 5.78 | 39.6 | 32.4 | 33.0 | 21.8 |
| Cristian NÁPOLES | CUB | 1 | 17.36 | 7.6 | 6.14 | 5.24 | 5.98 | 38.2 | 34.5 | 29.9 | 24.8 |
| | | 2 | 17.38 | 1.3 | 6.42 | 5.38 | 5.58 | 39.6 | 33.8 | 28.7 | 23.2 |
| | | 3 | X | +4.1 | 6.19 | 3.82 | | | | | |
| | | 4 | X | +12.4 | | | | | | | |
| Donald SCOTT | USA | 1 | X | +0.5 | | | | 37.2 | 32.9 | 28.4 | 25.4 |
| | | 2 | 16.57 | 40.8 | 5.61 | 5.35 | 5.61 | 37.2 | 32.3 | 30.9 | 23.2 |
| | | 3 | 17.05 | 30.2 | 5.54 | 5.49 | 6.02 | 36.1 | 34.2 | 32.0 | 24.8 |
| | | 4 | X | +0.3 | | | | 38.6 | 31.8 | 31.1 | 22.7 |
| | | 5 | 15.08 | 13.7 | 5.78 | 4.80 | 4.50 | | | | |
| | | 6 | 17.17 | 3.0 | 6.12 | 5.10 | 5.95 | 40.7 | 32.5 | 31.1 | 24.7 |
| Alexis COPELLO | AZE | 1 | X | +1.4 | | | | 39.5 | 32.0 | 25.2 | 27.9 |
| | | 2 | X | +7.1 | | | | 37.8 | 31.8 | 29.3 | 21.4 |
| | | 3 | 17.10 | 15.7 | 6.01 | 5.40 | 5.69 | 41.2 | 32.2 | 29.1 | 23.4 |
| | | 4 | X | +38.2 | | | | | | | |
| | | 5 | X | +6.0 | | | | 34.6 | 32.2 | 26.9 | 23.3 |
| Jordan Alejandro DÍAZ FORTUN | CUB | 1 | 15.88 | 24.6 | 5.69 | 5.14 | 5.05 | 38.3 | 31.4 | 31.2 | 24.1 |
| | | 2 | 16.86 | 15.8 | 5.91 | 5.08 | 5.87 | 35.8 | 32.6 | 31.2 | 22.8 |
| | | 3 | 17.01 | 14.7 | 5.70 | 5.25 | 6.06 | 36.0 | 32.3 | 32.5 | 23.4 |
| | | 4 | 16.86 | 17.0 | 6.04 | 5.28 | 5.54 | 38.0 | 30.7 | 29.6 | 22.3 |
| | | 5 | 17.06 | 2.2 | 6.07 | 5.11 | 5.88 | | | | |
| | | 6 | 16.69 | 8.3 | 5.99 | 4.98 | 5.72 | | | | |
| Ruiting WU | CHN | 1 | 16.97 | 8.1 | 6.39 | 4.66 | 5.92 | 40.3 | 34.6 | 32.9 | 27.4 |
| | | 2 | 16.86 | 23.7 | 6.11 | 4.61 | 6.14 | 39.8 | 33.6 | 33.1 | 27.5 |
| | | 3 | 16.88 | 13.6 | 6.34 | 4.06 | 6.48 | 38.0 | 33.7 | 33.1 | 26.4 |
| Yaoqing FANG | CHN | 1 | 15.94 | 1.3 | 6.00 | 5.24 | 4.70 | 36.3 | 34.5 | 31.4 | 21.1 |
| | | 2 | 16.42 | 18.0 | 5.95 | 5.04 | 5.43 | 37.4 | 34.0 | 30.4 | 22.9 |
| | | 3 | 16.65 | 18.4 | 5.82 | 5.58 | 5.25 | 35.9 | 34.0 | 28.8 | 22.8 |
| Necatí ER | TUR | 1 | 16.34 | 30.7 | 5.55 | 4.71 | 6.08 | 38.9 | 33.1 | 31.8 | 24.9 |
| | | 2 | X | +5.0 | | | | 37.2 | 32.8 | 32.0 | 24.3 |
| | | 3 | 15.62 | 13.0 | 6.04 | 3.93 | 5.65 | 33.6 | 36.7 | 32.7 | 24.2 |
| Almir DOS SANTOS | BRA | 1 | X | +22.1 | | | | 38.5 | 33.8 | 33.3 | 26.0 |
| | | 2 | X | +14.5 | | | | | | | |
| | | 3 | 15.01 | 39.8 | 5.54 | 5.07 | 4.40 | 39.2 | 33.2 | 31.8 | 26.2 |

| ALL-TIME TOP LIST | | | | | SEASON TOP LIST | | | | |
|-------------------|---|-------------------------------|-----------|--|-----------------|------------------------------------|------------------------|--------|--|
| RESULT | NAME | VENUE | DATE | | RESULT | NAME | VENUE | 2019 | |
| 18.29 | Jonathan EDWARDS (GBR) | Göteborg (Ullevi Stadium) | 7 Aug 95 | | 18.14 | Will CLAYE (USA) | Long Beach, CA (USA) | 29 Jun | |
| 18.21 | Christian TAYLOR (USA) | Beijing (National Stadium) | 27 Aug 15 | | 17.92 | Christian TAYLOR (USA) | Doha | 29 Sep | |
| 18.14 | Will CLAYE (USA) | Long Beach, CA (USA) | 29 Jun 19 | | 17.68 | Omar CRADDOCK (USA) | Long Beach, CA (USA) | 20 Apr | |
| 18.09 | Kenny HARRISON (USA) | Atlanta (Olympic Stadium), GA | 27 Jul 96 | | 17.66 | Hugues Fabrice ZANGO (BUR) | Doha | 29 Sep | |
| 18.08 | Pedro Pablo PICHARDO (CUB) ^a | (Estadio Panamericano) | 28 May 15 | | 17.62 | Pedro Pablo PICHARDO (POR) | Doha | 29 Sep | |
| 18.04 | Teddy TAMGHO (FRA) | Moskva (Luzhniki) | 18 Aug 13 | | 17.49 | Jordan Alejandro DÍAZ FORTUN (CUB) | Camagüey (CUB) | 3 Jul | |
| 17.97 | Willie BANKS (USA) | Indianapolis, IN | 16 Jun 85 | | 17.47 | Ruiting WU (CHN) | Shenyang (CHN) | 3 Aug | |
| 17.92 | Khristo MARKOV (BUL) | Roma (Stadio Olimpico) | 31 Aug 87 | | 17.43 | Donald SCOTT (USA) | Roma (ITA) | 6 Jun | |
| 17.92 | James BECKFORD (JAM) | Odessa, TX | 20 May 95 | | 17.40 | Yaming ZHU (CHN) | La Chau-de-Fonds (SUI) | 30 Jun | |
| 17.90 | Vladimir INOZEMTSEV (URS) | Bratislava | 20 Jun 90 | | 17.38 | Cristian NÁPOLES (CUB) | Doha | 29 Sep | |
| 17.90 | Jadel GREGÓRIO (BRA) | Belém (Mangueirão) | 20 May 07 | | | | | | |

SUMMARY



Triple Jump Men - Qualification

With qualifying standard of 17.10 (Q) or at least the 12 best performers (q) advance to the Final

| RECORDS | RESULT | NAME | COUNTRY | AGE | VENUE | DATE |
|--------------------------------|--------|---------------------------|---------|-------------------------|---------------------------|-----------------------|
| World Record WR | 18.29 | Jonathan EDWARDS | GBR | 29 | Göteborg (Ullevi Stadium) | 7 Aug 1995 |
| Championships Record CR | 18.29 | Jonathan EDWARDS | GBR | 29 | Göteborg (Ullevi Stadium) | 7 Aug 1995 |
| World Leading WL | 18.14 | Will CLAYE | USA | 28 | Long Beach, CA (USA) | 29 Jun 2019 |
| Area Record AR | | National Record NR | | Personal Best PB | | Season Best SB |

27 September 2019

| RANK | PLACE | GROUP | BIB | NAME | COUNTRY | DATE of BIRTH | RESULT | WIND |
|------|-------|-------|-----|------------------------------|---------|---------------|--------|--------|
| 1 | 1 | A | | Pedro Pablo PICHARDO | POR | 30 Jun 93 | 17.38 | Q -0.2 |
| 2 | 2 | A | | Hugues Fabrice ZANGO | BUR | 25 Jun 93 | 17.17 | Q -0.3 |
| 3 | 1 | B | | Christian TAYLOR | USA | 18 Jun 90 | 16.99 | q +0.3 |
| 4 | 3 | A | | Donald SCOTT | USA | 23 Feb 92 | 16.99 | q -0.4 |
| 5 | 4 | A | | Will CLAYE | USA | 13 Jun 91 | 16.97 | q -0.1 |
| 6 | 2 | B | | Alexis COPELLO | AZE | 12 Aug 85 | 16.95 | q +0.1 |
| 7 | 3 | B | | Jordan Alejandro DÍAZ FORTUN | CUB | 23 Feb 01 | 16.93 | q 0.0 |
| 8 | 5 | A | | Almir DOS SANTOS | BRA | 4 Sep 93 | 16.92 | q -0.5 |
| 9 | 4 | B | | Yaoqing FANG | CHN | 20 Apr 96 | 16.92 | q +0.2 |
| 10 | 5 | B | | Ruiting WU | CHN | 29 Nov 95 | 16.90 | q -0.3 |
| 11 | 6 | A | | Cristian NÁPOLES | CUB | 27 Nov 98 | 16.88 | q 0.0 |
| 12 | 6 | B | | Necati ER | TUR | 24 Feb 97 | 16.87 | q +0.2 |
| 13 | 7 | B | | Omar CRADDOCK | USA | 26 Apr 91 | 16.87 | +0.1 |
| 14 | 8 | B | | Dmitriy SOROKIN | ANA | 27 Sep 92 | 16.86 | +0.1 |
| 15 | 9 | B | | Nelson ÉVORA | POR | 20 Apr 84 | 16.80 | +0.3 |
| 16 | 7 | A | | Yaming ZHU | CHN | 4 May 94 | 16.79 | -0.1 |
| 17 | 10 | B | | Benjamin WILLIAMS | GBR | 25 Jan 92 | 16.77 | +0.3 |
| 18 | 8 | A | | Alexey FYODOROV | ANA | 25 May 91 | 16.71 | -0.3 |
| 19 | 9 | A | | Nazim BABAYEV | AZE | 8 Oct 97 | 16.65 | -0.2 |
| 20 | 10 | A | | Yasser Mohamed TRIKI | ALG | 24 Mar 97 | 16.62 | 0.0 |
| 21 | 11 | B | | Georgi TSONOV | BUL | 2 May 93 | 16.61 | +0.1 |
| 22 | 11 | A | | Benjamin COMPAORÉ | FRA | 5 Aug 87 | 16.59 | -0.2 |
| 23 | 12 | A | | Simo LIPSANEN | FIN | 13 Sep 95 | 16.47 | -0.4 |
| 24 | 13 | A | | Andy DÍAZ | CUB | 25 Dec 95 | 16.41 | -0.4 |
| 25 | 14 | A | | Chengetayi MAPAYA | ZIM | 19 Dec 98 | 16.36 | -0.4 |
| 26 | 12 | B | | Jean-Marc PONTVIANNE | FRA | 6 Aug 94 | 16.31 | +0.1 |
| 27 | 13 | B | | Alexsandro MELO | BRA | 26 Sep 95 | 16.26 | +0.3 |
| 28 | 15 | A | | Latario COLLIE-MINNS | BAH | 10 Mar 94 | 16.26 | -0.3 |
| 29 | 14 | B | | Levon AGHASYAN | ARM | 19 Jan 95 | 16.24 | 0.0 |
| 30 | 15 | B | | Lathone COLLIE-MINNS | BAH | 10 Mar 94 | 15.89 | +0.4 |
| 31 | 16 | A | | Ruslan KURBANOV | UZB | 10 Feb 93 | 15.86 | -0.3 |
| 32 | 17 | A | | Andrea DALLAVALLE | ITA | 31 Oct 99 | 15.09 | -0.3 |
| 33 | 16 | B | | Jordan SCOTT | JAM | 29 Jun 97 | 14.73 | +0.4 |

SUMMARY
Triple Jump Men - Qualification

27 September 2019

| RANK | PLACE | GROUP | BIB | NAME | COUNTRY | DATE of BIRTH | RESULT | WIND |
|------|-------|-------|-----|------|---------|---------------|--------|------|
|------|-------|-------|-----|------|---------|---------------|--------|------|

| ALL-TIME TOP LIST | | | | SEASON TOP LIST | | | |
|-------------------|---|-------------------------------|-----------|-----------------|------------------------------------|-------------------------|--------|
| RESULT | NAME | VENUE | DATE | RESULT | NAME | VENUE | 2019 |
| 18.29 | Jonathan EDWARDS (GBR) | Göteborg (Ullevi Stadium) | 7 Aug 95 | 18.14 | Will CLAYE (USA) | Long Beach, CA (USA) | 29 Jun |
| 18.21 | Christian TAYLOR (USA) | Beijing (National Stadium) | 27 Aug 15 | 17.82 | Christian TAYLOR (USA) | Monaco (MON) | 12 Jul |
| 18.14 | Will CLAYE (USA) | Long Beach, CA (USA) | 29 Jun 19 | 17.68 | Omar CRADDOCK (USA) | Long Beach, CA (USA) | 20 Apr |
| 18.09 | Kenny HARRISON (USA) | Atlanta (Olympic Stadium), GA | 27 Jul 96 | 17.53 | Pedro Pablo PICHARDO (POR) | London (GBR) | 20 Jul |
| 18.08 | Pedro Pablo PICHARDO (CUB) ^a | (Estadio Panamericano) | 28 May 15 | 17.50 | Huques Fabrice ZANGO (BUR) | St-Etienne (FRA) | 28 Jul |
| 18.04 | Teddy TAMGHO (FRA) | Moskva (Luzhniki) | 18 Aug 13 | 17.49 | Jordan Alejandro DÍAZ FORTUN (CUB) | Camagüey (CUB) | 3 Jul |
| 17.97 | Willie BANKS (USA) | Indianapolis, IN | 16 Jun 85 | 17.47 | Ruiting WU (CHN) | Shenyang (CHN) | 3 Aug |
| 17.92 | Khristo MARKOV (BUL) | Roma (Stadio Olimpico) | 31 Aug 87 | 17.43 | Donald SCOTT (USA) | Roma (ITA) | 6 Jun |
| 17.92 | James BECKFORD (JAM) | Odessa, TX | 20 May 95 | 17.40 | Yaming ZHU (CHN) | La Chaux-de-Fonds (SUI) | 30 Jun |
| 17.90 | Vladimir INOZEMTSEV (URS) | Bratislava | 20 Jun 90 | 17.37 | Necatí ER (TUR) | Gävle (SWE) | 14 Jul |
| 17.90 | Jadel GREGÓRIO (BRA) | Belém (Mangueirão) | 20 May 07 | | | | |



RESULTS



Triple Jump Men - Qualification

With qualifying standard of 17.10 (Q) or at least the 12 best performers (q) advance to the Final

WIND READING INFORMATION UPDATED

| RECORDS | RESULT NAME | COUNTRY | AGE | VENUE | DATE |
|--------------------------------|-------------------------------|-------------------------|-----------------------|---------------------------|-------------|
| World Record WR | 18.29 Jonathan EDWARDS | GBR | 29 | Göteborg (Ullevi Stadium) | 7 Aug 1995 |
| Championships Record CR | 18.29 Jonathan EDWARDS | GBR | 29 | Göteborg (Ullevi Stadium) | 7 Aug 1995 |
| World Leading WL | 18.14 Will CLAYE | USA | 28 | Long Beach, CA (USA) | 29 Jun 2019 |
| Area Record AR | National Record NR | Personal Best PB | Season Best SB | | |

Group A

27 September 2019 19:25 START TIME 25° C TEMPERATURE 67% HUMIDITY
20:39 END TIME 25° C 67%

| PLACE | NAME | COUNTRY | DATE of BIRTH | ORDER | RESULT | 1 | 2 | 3 |
|-------|----------------------|---------|---------------|-------|------------------------|---------------|---------------|---------------|
| 1 | Pedro Pablo PICHARDO | POR | 30 Jun 93 | 17 | 17.38 Q -0.2 | 17.38 -0.2 | | |
| 2 | Hugues Fabrice ZANGO | BUR | 25 Jun 93 | 10 | 17.17 Q -0.3 | 16.60 0.0 | 17.17 -0.3 | |
| 3 | Donald SCOTT | USA | 23 Feb 92 | 16 | 16.99 q -0.4 | X 0.0 | 16.47 -0.5 | 16.99 -0.4 |
| 4 | Will CLAYE | USA | 13 Jun 91 | 2 | 16.97 q -0.1 | 16.83 -0.1 | 15.25 +0.1 | 16.97 -0.1 |
| 5 | Almir DOS SANTOS | BRA | 4 Sep 93 | 7 | 16.92 q -0.5 | 16.92 -0.5 | - | 16.21 -0.2 |
| 6 | Cristian NÁPOLES | CUB | 27 Nov 98 | 8 | 16.88 q 0.0 | 16.84 -0.3 | 16.75 -0.3 | 16.88 0.0 |
| 7 | Yaming ZHU | CHN | 4 May 94 | 15 | 16.79 -0.1 | 16.79 -0.1 | 16.75 -0.5 | 16.48 +0.2 |
| 8 | Alexey FYODOROV | ANA | 25 May 91 | 12 | 16.71 -0.3 | 16.49 -0.3 | 16.71 -0.3 | 16.16 -0.2 |
| 9 | Nazim BABAYEV | AZE | 8 Oct 97 | 14 | 16.65 -0.2 | 16.65 -0.2 | 16.38 -0.4 | 16.51 -0.3 |
| 10 | Yasser Mohamed TRIKI | ALG | 24 Mar 97 | 5 | 16.62 0.0 | 16.34 0.0 | 16.62 0.0 | 16.51 -0.3 |
| 11 | Benjamin COMPAORÉ | FRA | 5 Aug 87 | 4 | 16.59 -0.2 | 16.59 -0.2 | 16.35 -0.4 | 16.15 -0.2 |
| 12 | Simo LIPSANEN | FIN | 13 Sep 95 | 11 | 16.47 -0.4 | 16.44 -0.1 | 16.47 -0.4 | X -0.3 |
| 13 | Andy DÍAZ | CUB | 25 Dec 95 | 6 | 16.41 -0.4 | X -0.5 | 16.41 -0.4 | 16.39 -0.4 |
| 14 | Chengetayi MAPAYA | ZIM | 19 Dec 98 | 9 | 16.36 -0.4 | 14.80 0.0 | X -0.2 | 16.36 -0.4 |
| 15 | Latario COLLIE-MINNS | BAH | 10 Mar 94 | 1 | 16.26 -0.3 | 16.26 -0.3 | X +0.1 | X 0.0 |
| 16 | Ruslan KURBANOV | UZB | 10 Feb 93 | 13 | 15.86 -0.3 | X -0.1 | 15.86 -0.3 | X -0.4 |
| 17 | Andrea DALLAVALLE | ITA | 31 Oct 99 | 3 | 15.09 -0.3 | X -0.2 | 14.63 -0.2 | 15.09 -0.3 |

RESULTS
Triple Jump Men - Qualification

WIND READING INFORMATION UPDATED

| Group B | | 27 September 2019 | 19:25 START TIME | 25° C | 67 % | | | |
|----------------|-----------------------------|-------------------|------------------|-------------|------------------------|---------------|---------------|---------------|
| | | 20:29 END TIME | | TEMPERATURE | HUMIDITY | | | |
| PLACE | NAME | COUNTRY | DATE OF BIRTH | ORDER | RESULT | 1 | 2 | 3 |
| 1 | Christian TAYLOR | USA | 18 Jun 90 | 12 | 16.99 q +0.3 | 16.99 +0.3 | 16.94 -0.2 | - |
| 2 | Alexis COPELLO | AZE | 12 Aug 85 | 3 | 16.95 q +0.1 | 16.67 +0.2 | X +0.2 | 16.95 +0.1 |
| 3 | Jordan Alejandro DÍAZ FORTU | CUB | 23 Feb 01 | 10 | 16.93 q 0.0 | 16.61 +0.3 | 16.60 0.0 | 16.93 0.0 |
| 4 | Yaoqing FANG | CHN | 20 Apr 96 | 13 | 16.92 q +0.2 | X +0.3 | 16.92 +0.2 | X +0.1 |
| 5 | Ruiting WU | CHN | 29 Nov 95 | 5 | 16.90 q -0.3 | X -0.1 | 16.90 -0.3 | 16.80 +0.1 |
| 6 | Necatí ER | TUR | 24 Feb 97 | 15 | 16.87 q +0.2 | X 0.0 | 16.65 0.0 | 16.87 +0.2 |
| 7 | Omar CRADDOCK | USA | 26 Apr 91 | 6 | 16.87 +0.1 | 16.87 +0.1 | X -0.3 | X +0.1 |
| 8 | Dmitriy SOROKIN | ANA | 27 Sep 92 | 9 | 16.86 +0.1 | 16.68 0.0 | X +0.2 | 16.86 +0.1 |
| 9 | Nelson ÉVORA | POR | 20 Apr 84 | 7 | 16.80 +0.3 | 16.26 +0.4 | 16.67 +0.4 | 16.80 +0.3 |
| 10 | Benjamin WILLIAMS | GBR | 25 Jan 92 | 16 | 16.77 +0.3 | 15.89 +0.4 | 16.77 +0.3 | 15.55 -0.1 |
| 11 | Georgi TSONOV | BUL | 2 May 93 | 14 | 16.61 +0.1 | X +0.2 | 16.61 +0.1 | 16.08 +0.3 |
| 12 | Jean-Marc PONTVIANNE | FRA | 6 Aug 94 | 11 | 16.31 +0.1 | 16.02 +0.1 | 16.31 +0.1 | X +0.2 |
| 13 | Alexsandro MELO | BRA | 26 Sep 95 | 1 | 16.26 +0.3 | 15.90 +0.6 | 16.26 +0.3 | X -0.1 |
| 14 | Levon AGHASYAN | ARM | 19 Jan 95 | 4 | 16.24 0.0 | 16.24 0.0 | 15.98 +0.5 | 16.04 +0.3 |
| 15 | Lathone COLLIE-MINNS | BAH | 10 Mar 94 | 8 | 15.89 +0.4 | 15.62 +0.2 | 13.50 -0.1 | 15.89 +0.4 |
| 16 | Jordan SCOTT | JAM | 29 Jun 97 | 2 | 14.73 +0.4 | 14.73 +0.4 | - | - |

| ALL-TIME TOP LIST | | | | SEASON TOP LIST | | | |
|-------------------|----------------------------|-------------------------------|-----------|-----------------|------------------------------------|-------------------------|--------|
| RESULT | NAME | VENUE | DATE | RESULT | NAME | VENUE | 2019 |
| 18.29 | Jonathan EDWARDS (GBR) | Göteborg (Ullevi Stadium) | 7 Aug 95 | 18.14 | Will CLAYE (USA) | Long Beach, CA (USA) | 29 Jun |
| 18.21 | Christian TAYLOR (USA) | Beijing (National Stadium) | 27 Aug 15 | 17.82 | Christian TAYLOR (USA) | Monaco (MON) | 12 Jul |
| 18.14 | Will CLAYE (USA) | Long Beach, CA (USA) | 29 Jun 19 | 17.68 | Omar CRADDOCK (USA) | Long Beach, CA (USA) | 20 Apr |
| 18.09 | Kenny HARRISON (USA) | Atlanta (Olympic Stadium), GA | 27 Jul 96 | 17.53 | Pedro Pablo PICHARDO (POR) | London (GBR) | 20 Jul |
| 18.08 | Pedro Pablo PICHARDO (CUB) | a (Estadio Panamericano) | 28 May 15 | 17.50 | Huques Fabrice ZANGO (BUR) | St-Etienne (FRA) | 28 Jul |
| 18.04 | Teddy TAMGHO (FRA) | Moskva (Luzhniki) | 18 Aug 13 | 17.49 | Jordan Alejandro DÍAZ FORTUN (CUB) | Camagüey (CUB) | 3 Jul |
| 17.97 | Willie BANKS (USA) | Indianapolis, IN | 16 Jun 85 | 17.47 | Ruiting WU (CHN) | Shenyang (CHN) | 3 Aug |
| 17.92 | Khristo MARKOV (BUL) | Roma (Stadio Olimpico) | 31 Aug 87 | 17.43 | Donald SCOTT (USA) | Roma (ITA) | 6 Jun |
| 17.92 | James BECKFORD (JAM) | Odessa, TX | 20 May 95 | 17.40 | Yaminq ZHU (CHN) | La Chaux-de-Fonds (SUI) | 30 Jun |
| 17.90 | Vladimir INOZEMTSEV (URS) | Bratislava | 20 Jun 90 | 17.37 | Necatí ER (TUR) | Gävle (SWE) | 14 Jul |
| 17.90 | Jadel GREGÓRIO (BRA) | Belém (Mangueirão) | 20 May 07 | | | | |

RESULTS

Shot Put Men - Final



ATHLETE WALSH (NZL) FIFTH ATTEMPT REVISED

| RECORDS | RESULT NAME | COUNTRY | AGE | VENUE | DATE |
|--------------------------------|---------------------------|-------------------------|-----------------------|----------------------------|-------------|
| World Record WR | 23.12 Randy BARNES | USA | 24 | Los Angeles (Westwood), CA | 20 May 1990 |
| Championships Record CR | 22.91 Joe KOVACS | USA | 30 | Doha | 5 Oct 2019 |
| World Leading WL | 22.91 Joe KOVACS | USA | 30 | Doha | 5 Oct 2019 |
| Area Record AR | National Record NR | Personal Best PB | Season Best SB | | |

5 October 2019 20:05 START TIME 27° C 71 %
TEMPERATURE HUMIDITY
21:12 END TIME 27° C 71 %

| PLACE | NAME | COUNTRY | DATE of BIRTH | ORDER | RESULT | 1 | 2 | 3 | ORD. | 4 | 5 | ORD. | 6 |
|-------|-----------------------|---------|---------------|-------|-----------------|-------|-------|-------|------|-------|-------|------|-------|
| 1 | Joe KOVACS | USA | 28 Jun 89 | 7 | 22.91 CR | 20.90 | 21.63 | 21.24 | 4 | 21.95 | 21.94 | 5 | 22.91 |
| 2 | Ryan CROUSER | USA | 18 Dec 92 | 1 | 22.90 PB | 22.36 | X | 22.36 | 6 | 22.71 | X | 7 | 22.90 |
| 3 | Tomas WALSH | NZL | 1 Mar 92 | 12 | 22.90 AR | 22.90 | X | X | 8 | X | 22.56 | 8 | X |
| 4 | Darlan ROMANI | BRA | 9 Apr 91 | 4 | 22.53 | 21.61 | 22.53 | 22.03 | 7 | 22.13 | X | 6 | X |
| 5 | Darrell HILL | USA | 17 Aug 93 | 6 | 21.65 | 20.58 | 21.38 | 21.65 | 5 | X | 21.23 | 4 | X |
| 6 | Konrad BUKOWIECKI | POL | 17 Mar 97 | 10 | 21.46 | 20.73 | 21.46 | X | 3 | 20.36 | X | 3 | X |
| 7 | Jacko GILL | NZL | 20 Dec 94 | 8 | 21.45 | 21.41 | 21.27 | 20.74 | 2 | X | 21.01 | 2 | 21.45 |
| 8 | Chukwuebuka ENEKWECHI | NGR | 28 Jan 93 | 11 | 21.18 | 21.18 | X | 20.90 | 1 | 20.98 | 20.59 | 1 | 21.01 |
| 9 | Tim NEDOW | CAN | 16 Oct 90 | 9 | 20.85 | X | 20.50 | 20.85 | | | | | |
| 10 | Tomáš STANĚK | CZE | 13 Jun 91 | 2 | 20.79 | 20.61 | 20.79 | 20.46 | | | | | |
| 11 | Filip MIHALJEVIĆ | CRO | 31 Jul 94 | 3 | 20.48 | 20.33 | 20.38 | 20.48 | | | | | |
| | Armin SINANČEVIĆ | SRB | 14 Aug 96 | 5 | NM | X | X | X | | | | | |

ALL-TIME TOP LIST

| RESULT | NAME | VENUE | DATE |
|--------|-------------------------|----------------------------|-----------|
| 23.12 | Randy BARNES (USA) | Los Angeles (Westwood), CA | 20 May 90 |
| 23.06 | Ulf TIMMERMANN (GDR) | Haniá | 22 May 88 |
| 22.91 | Alessandro ANDREI (ITA) | Viareggio | 12 Aug 87 |
| 22.91 | Joe KOVACS (USA) | Doha | 5 Oct 19 |
| 22.90 | Tomas WALSH (NZL) | Doha | 5 Oct 19 |
| 22.90 | Ryan CROUSER (USA) | Doha | 5 Oct 19 |
| 22.86 | Brian OLDFIELD (USA) | El Paso, TX | 10 May 75 |
| 22.75 | Werner GÜNTHÖR (SUI) | Bern (Neufeld) | 23 Aug 88 |
| 22.67 | Kevin TOTH (USA) | Lawrence, KS | 19 Apr 03 |
| 22.64 | Udo BEYER (GDR) | Berlin | 20 Aug 86 |

SEASON TOP LIST

| RESULT | NAME | VENUE | 2019 |
|--------|-----------------------------|--|--------|
| 22.91 | Joe KOVACS (USA) | Doha | 5 Oct |
| 22.90 | Tomas WALSH (NZL) | Doha | 5 Oct |
| 22.90 | Ryan CROUSER (USA) | Doha | 5 Oct |
| 22.61 | Darlan ROMANI (BRA) | Palo Alto, CA (USA) | 30 Jun |
| 22.35 | Darrell HILL (USA) | Dinamo National Olympic Stadium, Minsk (| 9 Sep |
| 22.32 | Michał HARATYK (POL) | Warszawa (POL) | 28 Jul |
| 22.25 | Konrad BUKOWIECKI (POL) | Stadion Slaski, Chorzów (POL) | 14 Sep |
| 22.22 | Bob BERTEMES (LUX) | Luxembourg (LUX) | 4 Aug |
| 21.84 | Filip MIHALJEVIĆ (CRO) | Slovenska Bistrica (SLO) | 25 May |
| 21.80 | Chukwuebuka ENEKWECHI (NGR) | Schiffange (LUX) | 18 Aug |

SUMMARY



Shot Put Men - Qualification

With qualifying standard of 20.90 (Q) or at least the 12 best performers (q) advance to the Final

| RECORDS | RESULT | NAME | COUNTRY | AGE | VENUE | DATE |
|--------------------------------|--------|---------------------------|---------|-------------------------|----------------------------|-----------------------|
| World Record WR | 23.12 | Randy BARNES | USA | 24 | Los Angeles (Westwood), CA | 20 May 1990 |
| Championships Record CR | 22.23 | Werner GÜNTHÖR | SUI | 26 | Roma (Stadio Olimpico) | 29 Aug 1987 |
| World Leading WL | 22.74 | Ryan CROUSER | USA | 27 | Long Beach, CA (USA) | 20 Apr 2019 |
| Area Record AR | | National Record NR | | Personal Best PB | | Season Best SB |

3 October 2019

| RANK | PLACE | GROUP | BIB | NAME | COUNTRY | DATE of BIRTH | RESULT | |
|------|-------|-------|-----|------------------------|---------|---------------|--------|-------------|
| 1 | 1 | A | | Tomas WALSH | NZL | 1 Mar 92 | 21.92 | Q |
| 2 | 2 | A | | Darlan ROMANI | BRA | 9 Apr 91 | 21.69 | Q |
| 3 | 1 | B | | Ryan CROUSER | USA | 18 Dec 92 | 21.67 | Q |
| 4 | 3 | A | | Armin SINANČEVIĆ | SRB | 14 Aug 96 | 21.51 | Q PB |
| 5 | 4 | A | | Darrell HILL | USA | 17 Aug 93 | 21.25 | Q |
| 6 | 5 | A | | Konrad BUKOWIECKI | POL | 17 Mar 97 | 21.16 | Q |
| 7 | 2 | B | | Jacko GILL | NZL | 20 Dec 94 | 21.12 | Q |
| 8 | 6 | A | | Tomáš STANĚK | CZE | 13 Jun 91 | 21.02 | Q |
| 9 | 3 | B | | Filip MIHALJEVIĆ | CRO | 31 Jul 94 | 21.00 | Q |
| 10 | 7 | A | | Tim NEDOW | CAN | 16 Oct 90 | 20.94 | Q |
| 11 | 8 | A | | Chukwuebuka ENEKWECHI | NGR | 28 Jan 93 | 20.94 | Q |
| 12 | 4 | B | | Joe KOVACS | USA | 28 Jun 89 | 20.92 | Q |
| 13 | 9 | A | | Leonardo FABBRI | ITA | 15 Apr 97 | 20.75 | |
| 14 | 5 | B | | Mostafa Amr HASSAN | EGY | 16 Dec 95 | 20.55 | |
| 15 | 10 | A | | Jakub SZYSZKOWSKI | POL | 21 Aug 91 | 20.55 | |
| 16 | 6 | B | | Michał HARATYK | POL | 10 Apr 92 | 20.52 | |
| 17 | 7 | B | | Andrei Marius GAG | ROU | 27 Apr 91 | 20.50 | |
| 18 | 8 | B | | Tajinderpal Singh TOOR | IND | 13 Nov 94 | 20.43 | SB |
| 19 | 9 | B | | Wictor PETERSSON | SWE | 1 May 98 | 20.31 | |
| 20 | 10 | B | | Mesud PEZER | BIH | 27 Aug 94 | 20.17 | |
| 21 | 11 | A | | Eldred HENRY | IVB | 18 Sep 94 | 20.13 | |
| 22 | 12 | A | | O'Dayne RICHARDS | JAM | 14 Dec 88 | 20.07 | |
| 23 | 11 | B | | Denzel COMENENTIA | NED | 25 Nov 95 | 20.03 | |
| 24 | 12 | B | | Orazio CREMONA | RSA | 1 Jul 89 | 19.98 | |
| 25 | 13 | A | | Mohamed Magdi HAMZA | EGY | 30 Aug 96 | 19.91 | |
| 26 | 13 | B | | Bob BERTEMES | LUX | 24 May 93 | 19.89 | |
| 27 | 14 | B | | Asmir KOLAŠINAC | SRB | 15 Oct 84 | 19.86 | |
| 28 | 14 | A | | Maksim AFONIN | ANA | 6 Jan 92 | 19.82 | |
| 29 | 15 | B | | Franck ELEMBA | CGO | 21 Jul 90 | 19.76 | SB |
| 30 | 15 | A | | Ivan IVANOV | KAZ | 3 Jan 92 | 19.73 | |
| 31 | 16 | B | | Aleksandr LESNOY | ANA | 28 Jul 88 | 19.62 | |
| 32 | 17 | B | | Francisco BELO | POR | 27 Mar 91 | 19.52 | |
| 33 | 16 | A | | Kemal MEŠIĆ | BIH | 4 Aug 85 | 19.49 | |
| 34 | 18 | B | | Uziel MUÑOZ | MEX | 8 Sep 95 | 19.06 | |
| | | A | | Kristo GALETA | EST | 9 Apr 83 | DNS | |

SUMMARY
Shot Put Men - Qualification

3 October 2019

| RANK | PLACE | GROUP | BIB | NAME | COUNTRY | DATE of BIRTH | RESULT |
|--------------------------|-----------------------------|--|-----------|------|---------|---------------|--------|
| ALL-TIME TOP LIST | | | | | | | |
| RESULT | NAME | VENUE | DATE | | | | |
| 23.12 | Randy BARNES (USA) | Los Angeles (Westwood), CA | 20 May 90 | | | | |
| 23.06 | Ulf TIMMERMANN (GDR) | Haniá | 22 May 88 | | | | |
| 22.91 | Alessandro ANDREI (ITA) | Viareggio | 12 Aug 87 | | | | |
| 22.86 | Brian OLDFIELD (USA) | El Paso, TX | 10 May 75 | | | | |
| 22.75 | Werner GÜNTHÖR (SUI) | Bern (Neufeld) | 23 Aug 88 | | | | |
| 22.74 | Ryan CROUSER (USA) | Long Beach, CA (USA) | 20 Apr 19 | | | | |
| 22.67 | Kevin TOTH (USA) | Lawrence, KS | 19 Apr 03 | | | | |
| 22.67 | Tomas WALSH (NZL) | Auckland (NZL) | 25 Mar 18 | | | | |
| 22.64 | Udo BEYER (GDR) | Berlin | 20 Aug 86 | | | | |
| 22.61 | Darlan ROMANI (BRA) | Palo Alto, CA (USA) | 30 Jun 19 | | | | |
| SEASON TOP LIST | | | | | | | |
| RESULT | NAME | VENUE | 2019 | | | | |
| 22.74 | Ryan CROUSER (USA) | Long Beach, CA (USA) | 20 Apr | | | | |
| 22.61 | Darlan ROMANI (BRA) | Palo Alto, CA (USA) | 30 Jun | | | | |
| 22.44 | Tomas WALSH (NZL) | Stade Charléty, Paris (FRA) | 24 Aug | | | | |
| 22.35 | Darrell HILL (USA) | Dinamo National Olympic Stadium, Minsk (BLR) | 9 Sep | | | | |
| 22.32 | Michał HARATYK (POL) | Warszawa (POL) | 28 Jul | | | | |
| 22.31 | Joe KOVACS (USA) | Des Moines, IA (USA) | 26 Jul | | | | |
| 22.25 | Konrad BUKOWIECKI (POL) | Stadion Śląski, Chorzów (POL) | 14 Sep | | | | |
| 22.22 | Bob BERTEMES (LUX) | Luxembourg (LUX) | 4 Aug | | | | |
| 21.84 | Filip MIHALJEVIĆ (CRO) | Slovenska Bistrica (SLO) | 25 May | | | | |
| 21.80 | Chukwuebuka ENEKWECHI (NGR) | Schiffange (LUX) | 18 Aug | | | | |

RESULTS



Shot Put Men - Qualification

With qualifying standard of 20.90 (Q) or at least the 12 best performers (q) advance to the Final

| RECORDS | RESULT NAME | COUNTRY | AGE | VENUE | DATE |
|--------------------------------|-----------------------------|-------------------------|-----------------------|----------------------------|-------------|
| World Record WR | 23.12 Randy BARNES | USA | 24 | Los Angeles (Westwood), CA | 20 May 1990 |
| Championships Record CR | 22.23 Werner GÜNTHÖR | SUI | 26 | Roma (Stadio Olimpico) | 29 Aug 1987 |
| World Leading WL | 22.74 Ryan CROUSER | USA | 27 | Long Beach, CA (USA) | 20 Apr 2019 |
| Area Record AR | National Record NR | Personal Best PB | Season Best SB | | |

Group A

3 October 2019 19:20 START TIME 26° C 61%
TEMPERATURE HUMIDITY
19:58 END TIME 26° C 61%

| PLACE | NAME | COUNTRY | DATE of BIRTH | ORDER | RESULT | 1 | 2 | 3 |
|-------|-----------------------|---------|---------------|-------|--------------------------|-------|-------|-------|
| 1 | Tomas WALSH | NZL | 1 Mar 92 | 10 | 21.92 Q | 21.92 | | |
| 2 | Darlan ROMANI | BRA | 9 Apr 91 | 7 | 21.69 Q | 21.69 | | |
| 3 | Armin SINANČEVIĆ | SRB | 14 Aug 96 | 5 | 21.51 Q PB | 20.48 | 21.51 | |
| 4 | Darrell HILL | USA | 17 Aug 93 | 1 | 21.25 Q | 21.25 | | |
| 5 | Konrad BUKOWIECKI | POL | 17 Mar 97 | 15 | 21.16 Q | 21.16 | | |
| 6 | Tomáš STANĚK | CZE | 13 Jun 91 | 2 | 21.02 Q | 20.43 | 20.73 | 21.02 |
| 7 | Tim NEDOW | CAN | 16 Oct 90 | 13 | 20.94 Q | 20.51 | 20.53 | 20.94 |
| 8 | Chukwuebuka ENEKWECHI | NGR | 28 Jan 93 | 14 | 20.94 Q | 20.12 | 20.94 | |
| 9 | Leonardo FABBRI | ITA | 15 Apr 97 | 17 | 20.75 | X | 20.75 | X |
| 10 | Jakub SZYSZKOWSKI | POL | 21 Aug 91 | 4 | 20.55 | 20.55 | X | 19.85 |
| 11 | Eldred HENRY | IVB | 18 Sep 94 | 6 | 20.13 | 19.31 | X | 20.13 |
| 12 | O'Dayne RICHARDS | JAM | 14 Dec 88 | 8 | 20.07 | 19.75 | 19.02 | 20.07 |
| 13 | Mohamed Magdi HAMZA | EGY | 30 Aug 96 | 9 | 19.91 | X | 19.91 | X |
| 14 | Maksim AFONIN | ANA | 6 Jan 92 | 12 | 19.82 | 19.76 | 19.55 | 19.82 |
| 15 | Ivan IVANOV | KAZ | 3 Jan 92 | 16 | 19.73 | 19.57 | 19.73 | X |
| 16 | Kemal MEŠIĆ | BIH | 4 Aug 85 | 3 | 19.49 | 19.49 | 19.19 | 19.44 |
| | Kristo GALETA | EST | 9 Apr 83 | 11 | DNS | | | |

Group B

3 October 2019 20:39 START TIME 26° C 61%
TEMPERATURE HUMIDITY
21:22 END TIME 26° C 61%

| PLACE | NAME | COUNTRY | DATE of BIRTH | ORDER | RESULT | 1 | 2 | 3 |
|-------|------------------------|---------|---------------|-------|------------------------|-------|-------|-------|
| 1 | Ryan CROUSER | USA | 18 Dec 92 | 6 | 21.67 Q | 21.67 | | |
| 2 | Jacko GILL | NZL | 20 Dec 94 | 16 | 21.12 Q | 21.12 | | |
| 3 | Filip MIHALJEVIĆ | CRO | 31 Jul 94 | 11 | 21.00 Q | 20.76 | 21.00 | |
| 4 | Joe KOVACS | USA | 28 Jun 89 | 15 | 20.92 Q | 20.92 | | |
| 5 | Mostafa Amr HASSAN | EGY | 16 Dec 95 | 1 | 20.55 | 20.23 | 20.55 | X |
| 6 | Michał HARATYK | POL | 10 Apr 92 | 10 | 20.52 | 20.44 | 20.52 | 20.11 |
| 7 | Andrei Marius GAG | ROU | 27 Apr 91 | 17 | 20.50 | 20.50 | 18.91 | X |
| 8 | Tajinderpal Singh TOOR | IND | 13 Nov 94 | 13 | 20.43 SB | 20.43 | X | 19.55 |
| 9 | Wictor PETERSSON | SWE | 1 May 98 | 3 | 20.31 | 20.31 | X | X |
| 10 | Mesud PEZER | BIH | 27 Aug 94 | 12 | 20.17 | 20.17 | X | 19.93 |
| 11 | Denzel COMENENTIA | NED | 25 Nov 95 | 9 | 20.03 | X | 20.03 | 19.64 |
| 12 | Orazio CREMONA | RSA | 1 Jul 89 | 4 | 19.98 | X | X | 19.98 |
| 13 | Bob BERTEMES | LUX | 24 May 93 | 8 | 19.89 | X | 19.40 | 19.89 |
| 14 | Asmir KOLAŠINAC | SRB | 15 Oct 84 | 2 | 19.86 | 19.78 | X | 19.86 |
| 15 | Franck ELEMBA | CGO | 21 Jul 90 | 18 | 19.76 SB | 19.43 | 19.76 | 19.59 |
| 16 | Aleksandr LESNOY | ANA | 28 Jul 88 | 14 | 19.62 | 19.43 | 19.62 | X |
| 17 | Francisco BELO | POR | 27 Mar 91 | 7 | 19.52 | 18.99 | X | 19.52 |
| 18 | Uziel MUÑOZ | MEX | 8 Sep 95 | 5 | 19.06 | X | X | 19.06 |

RESULTS
Shot Put Men - Qualification

| ALL-TIME TOP LIST | | | | SEASON TOP LIST | | | |
|-------------------|-------------------------|----------------------------|-----------|-----------------|-----------------------------|--|--------|
| RESULT | NAME | VENUE | DATE | RESULT | NAME | VENUE | 2019 |
| 23.12 | Randy BARNES (USA) | Los Angeles (Westwood), CA | 20 May 90 | 22.74 | Ryan CROUSER (USA) | Long Beach, CA (USA) | 20 Apr |
| 23.06 | Ulf TIMMERMANN (GDR) | Haniá | 22 May 88 | 22.61 | Darlan ROMANI (BRA) | Palo Alto, CA (USA) | 30 Jun |
| 22.91 | Alessandro ANDREI (ITA) | Viareggio | 12 Aug 87 | 22.44 | Tomas WALSH (NZL) | Stade Charléty, Paris (FRA) | 24 Aug |
| 22.86 | Brian OLDFIELD (USA) | El Paso, TX | 10 May 75 | 22.35 | Darrell HILL (USA) | Dinamo National Olympic Stadium, Minsk (BLR) | 9 Sep |
| 22.75 | Werner GÜNTHÖR (SUI) | Bern (Neufeld) | 23 Aug 88 | 22.32 | Michał HARATYK (POL) | Warszawa (POL) | 28 Jul |
| 22.74 | Ryan CROUSER (USA) | Long Beach, CA (USA) | 20 Apr 19 | 22.31 | Joe KOVACS (USA) | Des Moines, IA (USA) | 26 Jul |
| 22.67 | Kevin TOTH (USA) | Lawrence, KS | 19 Apr 03 | 22.25 | Konrad BUKOWIECKI (POL) | Stadion Śląski, Chorzów (POL) | 14 Sep |
| 22.67 | Tomas WALSH (NZL) | Auckland (NZL) | 25 Mar 18 | 22.22 | Bob BERTEMES (LUX) | Luxembourg (LUX) | 4 Aug |
| 22.64 | Udo BEYER (GDR) | Berlin | 20 Aug 86 | 21.84 | Filip MIHALJEVIĆ (CRO) | Slovenska Bistrica (SLO) | 25 May |
| 22.61 | Darlan ROMANI (BRA) | Palo Alto, CA (USA) | 30 Jun 19 | 21.80 | Chukwuebuka ENEKWECHI (NGR) | Schiffange (LUX) | 18 Aug |



RESULTS

Discus Throw Men - Final



| RECORDS | RESULT NAME | COUNTRY | AGE | VENUE | DATE |
|--------------------------------|--------------------------------|-------------------------|-----------------------|---------------------------------|-------------|
| World Record WR | 74.08 Jürgen SCHULT | GDR | 26 | Neubrandenburg (Jahn Sportpark) | 6 Jun 1986 |
| Championships Record CR | 70.17 Virgilijus ALEKNA | LTU | 33 | Helsinki (Olympic Stadium) | 7 Aug 2005 |
| World Leading WL | 71.86 Daniel STÅHL | SWE | 27 | Bottnaryd (SWE) | 29 Jun 2019 |
| Area Record AR | National Record NR | Personal Best PB | Season Best SB | | |

30 September 2019 21:15 START TIME 27° C 73 %
TEMPERATURE HUMIDITY
22:26 END TIME 27° C 73 %

| PLACE | NAME | COUNTRY | DATE of BIRTH | ORDER | RESULT | 1 | 2 | 3 | ORD. | 4 | 5 | ORD. | 6 |
|-------|--------------------------|---------|---------------|-------|------------------------|-------|-------|-------|------|-------|-------|------|-------|
| 1 | Daniel STÅHL | SWE | 27 Aug 92 | 1 | 67.59 | 66.59 | 67.18 | 67.59 | 8 | 65.83 | X | 8 | 67.05 |
| 2 | Fedrick DACRES | JAM | 28 Feb 94 | 4 | 66.94 | 64.97 | 66.94 | 64.67 | 7 | 63.50 | 62.85 | 7 | X |
| 3 | Lukas WEISSHAIDINGER | AUT | 20 Feb 92 | 9 | 66.82 | 66.74 | X | 66.82 | 6 | X | 63.74 | 6 | 66.35 |
| 4 | Alin Alexandru FIRFIRICA | ROU | 3 Nov 95 | 12 | 66.46 | 63.94 | X | 66.46 | 5 | 65.19 | 63.95 | 5 | 64.16 |
| 5 | Apostolos PARELLIS | CYP | 24 Jul 85 | 8 | 66.32 NR | 64.76 | 66.32 | 64.56 | 4 | X | 64.86 | 4 | 65.66 |
| 6 | Matthew DENNY | AUS | 2 Jun 96 | 10 | 65.43 PB | 65.43 | 63.03 | X | 3 | 64.38 | X | 3 | X |
| 7 | Ehsan HADADI | IRI | 20 Jan 85 | 2 | 65.16 | 63.80 | 63.80 | 62.51 | 1 | 64.29 | 65.16 | 2 | 63.32 |
| 8 | Martin WIERIG | GER | 10 Jun 87 | 6 | 64.98 | 64.31 | X | 62.70 | 2 | X | X | 1 | 64.98 |
| 9 | Simon PETTERSSON | SWE | 3 Jan 94 | 11 | 63.72 | 59.71 | 61.81 | 63.72 | | | | | |
| 10 | Ola STUNES ISENE | NOR | 29 Jan 95 | 3 | 63.67 | 62.95 | X | 63.67 | | | | | |
| 11 | Sam MATTIS | USA | 19 Mar 94 | 5 | 63.42 | X | 63.15 | 63.42 | | | | | |
| 12 | Andrius GUDŽIUS | LTU | 14 Feb 91 | 7 | 61.55 | X | 61.55 | X | | | | | |

ALL-TIME TOP LIST

| RESULT | NAME | VENUE | DATE |
|--------|-------------------------|---------------------------------|-----------|
| 74.08 | Jürgen SCHULT (GDR) | Neubrandenburg (Jahn Sportpark) | 6 Jun 86 |
| 73.88 | Virgilijus ALEKNA (LTU) | Kaunas | 3 Aug 00 |
| 73.38 | Gerd KANTER (EST) | Helsingborg | 4 Sep 06 |
| 71.86 | Yuriy DUMCHEV (URS) | Moskva | 29 May 83 |
| 71.86 | Daniel STÅHL (SWE) | Bottnaryd (SWE) | 29 Jun 19 |
| 71.84 | Piotr MAŁACHOWSKI (POL) | elo (Blankers-Koen Stadion) | 8 Jun 13 |
| 71.70 | Róbert FAZEKAS (HUN) | Szombathely | 14 Jul 02 |
| 71.50 | Lars RIEDEL (GER) | Wiesbaden | 3 May 97 |
| 71.32 | Ben PLUCKNETT (USA) | Eugene, OR | 4 Jun 83 |
| 71.26 | John POWELL (USA) | San José, CA | 9 Jun 84 |
| 71.26 | Rickard BRUCH (SWE) | Malmö | 15 Nov 84 |
| 71.26 | Imrich BUGÁR (TCH) | San José, CA | 25 May 85 |

SEASON TOP LIST

| RESULT | NAME | VENUE | 2019 |
|--------|--------------------------------|-------------------------------|--------|
| 71.86 | Daniel STÅHL (SWE) | Bottnaryd (SWE) | 29 Jun |
| 70.78 | Fedrick DACRES (JAM) | Rabat (MAR) | 16 Jun |
| 68.14 | Lukas WEISSHAIDINGER (AUT) | Rabat (MAR) | 16 Jun |
| 67.98 | Lois Maikel MARTÍNEZ (ESP) | Durango (ESP) | 14 Jul |
| 67.78 | Ola STUNES ISENE (NOR) | Albufeira (POR) | 12 Apr |
| 67.73 | Andrius GUDŽIUS (LTU) | Palanga (LTU) | 26 Jul |
| 67.57 | Traves SMIKLE (JAM) | Spanish Town (JAM) | 19 Jan |
| 67.32 | Alin Alexandru FIRFIRICA (ROU) | stadion Slaski, Chorzów (POL) | 14 Sep |
| 67.23 | Piotr MAŁACHOWSKI (POL) | Székesfehérvár (HUN) | 9 Jul |
| 67.19 | Ehsan HADADI (IRI) | Chula Vista, CA (USA) | 11 Apr |

SUMMARY



Discus Throw Men - Qualification

With qualifying standard of 65.50 (Q) or at least the 12 best performers (q) advance to the Final

| RECORDS | RESULT | NAME | COUNTRY | AGE | VENUE | DATE |
|--------------------------------|--------------|---------------------------|---------|-------------------------|---------------------------------|-----------------------|
| World Record WR | 74.08 | Jürgen SCHULT | GDR | 26 | Neubrandenburg (Jahn Sportpark) | 6 Jun 1986 |
| Championships Record CR | 70.17 | Virgilijus ALEKNA | LTU | 33 | Helsinki (Olympic Stadium) | 7 Aug 2005 |
| World Leading WL | 71.86 | Daniel STÅHL | SWE | 27 | Bottnaryd (SWE) | 29 Jun 2019 |
| Area Record AR | | National Record NR | | Personal Best PB | | Season Best SB |

28 September 2019

| RANK | PLACE | GROUP | BIB | NAME | COUNTRY | DATE of BIRTH | RESULT | |
|------|-------|-------|-----|--------------------------|---------|---------------|--------------|----------|
| 1 | 1 | B | | Daniel STÅHL | SWE | 27 Aug 92 | 67.88 | Q |
| 2 | 1 | A | | Fedrick DACRES | JAM | 28 Feb 94 | 65.44 | q |
| 3 | 2 | B | | Matthew DENNY | AUS | 2 Jun 96 | 65.08 | q |
| 4 | 2 | A | | Alin Alexandru FIRFIRICA | ROU | 3 Nov 95 | 65.05 | q |
| 5 | 3 | B | | Ehsan HADADI | IRI | 20 Jan 85 | 64.84 | q |
| 6 | 4 | B | | Ola STUNES ISENE | NOR | 29 Jan 95 | 64.54 | q |
| 7 | 3 | A | | Apostolos PARELLIS | CYP | 24 Jul 85 | 64.50 | q |
| 8 | 5 | B | | Andrius GUDŽIUS | LTU | 14 Feb 91 | 64.14 | q |
| 9 | 6 | B | | Sam MATTIS | USA | 19 Mar 94 | 63.96 | q |
| 10 | 4 | A | | Simon PETERSSON | SWE | 3 Jan 94 | 63.65 | q |
| 11 | 5 | A | | Martin WIERIG | GER | 10 Jun 87 | 63.65 | q |
| 12 | 6 | A | | Lukas WEISSHAIDINGER | AUT | 20 Feb 92 | 63.31 | q |
| 13 | 7 | A | | Mason FINLEY | USA | 7 Oct 90 | 63.22 | |
| 14 | 7 | B | | Christoph HARTING | GER | 10 Apr 90 | 63.08 | |
| 15 | 8 | B | | Traves SMIKLE | JAM | 7 May 92 | 62.93 | |
| 16 | 8 | A | | David WROBEL | GER | 13 Feb 91 | 62.34 | |
| 17 | 9 | A | | Piotr MAŁACHOWSKI | POL | 7 Jun 83 | 62.20 | |
| 18 | 10 | A | | Danijel FURTULA | MNE | 31 Jul 92 | 62.12 | |
| 19 | 11 | A | | Martin KUPPER | EST | 31 May 89 | 62.10 | |
| 20 | 9 | B | | Mauricio ORTEGA | COL | 4 Aug 94 | 61.92 | |
| 21 | 10 | B | | Alex ROSE | SAM | 17 Nov 91 | 61.80 | |
| 22 | 11 | B | | Barttomiej STÓJ | POL | 15 May 96 | 61.79 | |
| 23 | 12 | B | | Robert URBANEK | POL | 29 Apr 87 | 61.78 | |
| 24 | 13 | B | | Aleksey KHUDYAKOV | ANA | 31 Mar 95 | 61.27 | |
| 25 | 14 | B | | Jorge FERNÁNDEZ | CUB | 2 Oct 87 | 60.60 | |
| 26 | 12 | A | | Chad WRIGHT | JAM | 25 Mar 91 | 60.60 | |
| 27 | 13 | A | | Brian WILLIAMS | USA | 18 Dec 94 | 60.48 | |
| 28 | 14 | A | | János HUSZÁK | HUN | 5 Feb 92 | 60.45 | |
| 29 | 15 | A | | Philip MILANOV | BEL | 6 Jul 91 | 60.24 | |
| 30 | 15 | B | | Giovanni FALOCI | ITA | 13 Oct 85 | 59.77 | |
| 31 | 16 | B | | Kristjan ČEH | SLO | 17 Feb 99 | 59.55 | |
| 32 | 16 | A | | Guðni Valur GUÐNASON | ISL | 11 Oct 95 | 53.91 | |

SUMMARY
Discus Throw Men - Qualification

28 September 2019

| RANK | PLACE | GROUP | BIB | NAME | COUNTRY | DATE of BIRTH | RESULT |
|--------------------------|--------------------------------|---------------------------------|-----------|------|---------|---------------|--------|
| ALL-TIME TOP LIST | | | | | | | |
| RESULT | NAME | VENUE | DATE | | | | |
| 74.08 | Jürgen SCHULT (GDR) | Neubrandenburg (Jahn Sportpark) | 6 Jun 86 | | | | |
| 73.88 | Virgilijus ALEKNA (LTU) | Kaunas | 3 Aug 00 | | | | |
| 73.38 | Gerd KANTER (EST) | Helsingborg | 4 Sep 06 | | | | |
| 71.86 | Yuriy DUMCHEV (URS) | Moskva | 29 May 83 | | | | |
| 71.86 | Daniel STÅHL (SWE) | Bottnaryd (SWE) | 29 Jun 19 | | | | |
| 71.84 | Piotr MAŁACHOWSKI (POL) | elo (Blankers-Koen Stadion) | 8 Jun 13 | | | | |
| 71.70 | Róbert FAZEKAS (HUN) | Szombathely | 14 Jul 02 | | | | |
| 71.50 | Lars RIEDEL (GER) | Wiesbaden | 3 May 97 | | | | |
| 71.32 | Ben PLUCKNETT (USA) | Eugene, OR | 4 Jun 83 | | | | |
| 71.26 | John POWELL (USA) | San José, CA | 9 Jun 84 | | | | |
| 71.26 | Rickard BRUCH (SWE) | Malmö | 15 Nov 84 | | | | |
| 71.26 | Imrich BUGÁR (TCH) | San José, CA | 25 May 85 | | | | |
| SEASON TOP LIST | | | | | | | |
| RESULT | NAME | VENUE | 2019 | | | | |
| 71.86 | Daniel STÅHL (SWE) | Bottnaryd (SWE) | 29 Jun | | | | |
| 70.78 | Fedrick DACRES (JAM) | Rabat (MAR) | 16 Jun | | | | |
| 68.14 | Lukas WEISSHAIDINGER (AUT) | Rabat (MAR) | 16 Jun | | | | |
| 67.98 | Lois Maikel MARTÍNEZ (ESP) | Durango (ESP) | 14 Jul | | | | |
| 67.78 | Ola STUNES ISENE (NOR) | Albufeira (POR) | 12 Apr | | | | |
| 67.73 | Andrius GUDŽIUS (LTU) | Palanga (LTU) | 26 Jul | | | | |
| 67.57 | Traves SMIKLE (JAM) | Spanish Town (JAM) | 19 Jan | | | | |
| 67.32 | Alin Alexandru FIRFIRICA (ROU) | stadion Slaski, Chorzów (POL) | 14 Sep | | | | |
| 67.23 | Piotr MAŁACHOWSKI (POL) | Székesfehérvár (HUN) | 9 Jul | | | | |
| 67.19 | Ehsan HADADI (IRI) | Chula Vista, CA (USA) | 11 Apr | | | | |



RESULTS



Discus Throw Men - Qualification

With qualifying standard of 65.50 (Q) or at least the 12 best performers (q) advance to the Final

| RECORDS | RESULT NAME | COUNTRY | AGE | VENUE | DATE |
|--------------------------------|--------------------------------|-------------------------|-----------------------|---------------------------------|-------------|
| World Record WR | 74.08 Jürgen SCHULT | GDR | 26 | Neubrandenburg (Jahn Sportpark) | 6 Jun 1986 |
| Championships Record CR | 70.17 Virgilijus ALEKNA | LTU | 33 | Helsinki (Olympic Stadium) | 7 Aug 2005 |
| World Leading WL | 71.86 Daniel STÅHL | SWE | 27 | Bottnaryd (SWE) | 29 Jun 2019 |
| Area Record AR | National Record NR | Personal Best PB | Season Best SB | | |

Group A

28 September 2019 16:15 START TIME 25° C 67%
TEMPERATURE HUMIDITY
16:58 END TIME 25° C 67%

| PLACE | NAME | COUNTRY | DATE OF BIRTH | ORDER | RESULT | 1 | 2 | 3 |
|-------|--------------------------|---------|---------------|-------|----------------|-------|-------|-------|
| 1 | Fedrick DACRES | JAM | 28 Feb 94 | 1 | 65.44 q | 65.44 | 64.26 | X |
| 2 | Alin Alexandru FIRFIRICA | ROU | 3 Nov 95 | 16 | 65.05 q | 64.55 | 65.05 | X |
| 3 | Apostolos PARELLIS | CYP | 24 Jul 85 | 14 | 64.50 q | 64.03 | X | 64.50 |
| 4 | Simon PETTERSSON | SWE | 3 Jan 94 | 3 | 63.65 q | 63.65 | 61.98 | 62.43 |
| 5 | Martin WIERIG | GER | 10 Jun 87 | 5 | 63.65 q | 60.63 | 63.65 | 62.03 |
| 6 | Lukas WEISSHAIDINGER | AUT | 20 Feb 92 | 11 | 63.31 q | 59.94 | 63.31 | 60.77 |
| 7 | Mason FINLEY | USA | 7 Oct 90 | 15 | 63.22 | X | 63.22 | X |
| 8 | David WROBEL | GER | 13 Feb 91 | 10 | 62.34 | 62.34 | 61.47 | X |
| 9 | Piotr MAŁACHOWSKI | POL | 7 Jun 83 | 12 | 62.20 | X | 62.20 | 61.63 |
| 10 | Danijel FURTULA | MNE | 31 Jul 92 | 6 | 62.12 | X | X | 62.12 |
| 11 | Martin KUPPER | EST | 31 May 89 | 7 | 62.10 | X | 62.10 | 61.71 |
| 12 | Chad WRIGHT | JAM | 25 Mar 91 | 9 | 60.60 | 58.06 | 60.60 | 58.58 |
| 13 | Brian WILLIAMS | USA | 18 Dec 94 | 4 | 60.48 | X | 60.48 | 59.12 |
| 14 | János HUSZÁK | HUN | 5 Feb 92 | 2 | 60.45 | 58.17 | 54.67 | 60.45 |
| 15 | Philip MILANOV | BEL | 6 Jul 91 | 13 | 60.24 | 60.24 | 60.05 | X |
| 16 | Guðni Valur GUÐNASON | ISL | 11 Oct 95 | 8 | 53.91 | X | 53.91 | X |

Group B

28 September 2019 17:44 START TIME 25° C 67%
TEMPERATURE HUMIDITY
18:26 END TIME 25° C 74%

| PLACE | NAME | COUNTRY | DATE OF BIRTH | ORDER | RESULT | 1 | 2 | 3 |
|-------|-------------------|---------|---------------|-------|----------------|-------|-------|-------|
| 1 | Daniel STÅHL | SWE | 27 Aug 92 | 2 | 67.88 Q | X | 67.88 | |
| 2 | Matthew DENNY | AUS | 2 Jun 96 | 5 | 65.08 q | 64.48 | 60.94 | 65.08 |
| 3 | Ehsan HADADI | IRI | 20 Jan 85 | 14 | 64.84 q | 64.84 | 63.05 | 61.29 |
| 4 | Ola STUNES ISENE | NOR | 29 Jan 95 | 8 | 64.54 q | 58.43 | 64.54 | 63.33 |
| 5 | Andrius GUDŽIUS | LTU | 14 Feb 91 | 12 | 64.14 q | 64.14 | 63.28 | X |
| 6 | Sam MATTIS | USA | 19 Mar 94 | 3 | 63.96 q | X | 63.96 | 60.89 |
| 7 | Christoph HARTING | GER | 10 Apr 90 | 9 | 63.08 | 60.31 | 62.04 | 63.08 |
| 8 | Traves SMIKLE | JAM | 7 May 92 | 10 | 62.93 | 62.24 | 62.25 | 62.93 |
| 9 | Mauricio ORTEGA | COL | 4 Aug 94 | 15 | 61.92 | 61.92 | X | X |
| 10 | Alex ROSE | SAM | 17 Nov 91 | 16 | 61.80 | 61.80 | X | X |
| 11 | Bartłomiej STÓJ | POL | 15 May 96 | 4 | 61.79 | X | 61.21 | 61.79 |
| 12 | Robert URBANEK | POL | 29 Apr 87 | 1 | 61.78 | 61.55 | 61.78 | 61.35 |
| 13 | Aleksey KHUDYAKOV | ANA | 31 Mar 95 | 7 | 61.27 | 61.27 | 60.52 | X |
| 14 | Jorge FERNÁNDEZ | CUB | 2 Oct 87 | 11 | 60.60 | 60.52 | X | 60.60 |
| 15 | Giovanni FALOCI | ITA | 13 Oct 85 | 6 | 59.77 | 58.83 | X | 59.77 |
| 16 | Kristjan ČEH | SLO | 17 Feb 99 | 13 | 59.55 | 59.55 | X | X |

RESULTS
Discus Throw Men - Qualification

| ALL-TIME TOP LIST | | | | SEASON TOP LIST | | | |
|-------------------|-------------------------|---------------------------------|-----------|-----------------|--------------------------------|-------------------------------|--------|
| RESULT | NAME | VENUE | DATE | RESULT | NAME | VENUE | 2019 |
| 74.08 | Jürgen SCHULT (GDR) | Neubrandenburg (Jahn Sportpark) | 6 Jun 86 | 71.86 | Daniel STÅHL (SWE) | Bottnaryd (SWE) | 29 Jun |
| 73.88 | Virgilijus ALEKNA (LTU) | Kaunas | 3 Aug 00 | 70.78 | Fedrick DACRES (JAM) | Rabat (MAR) | 16 Jun |
| 73.38 | Gerd KANTER (EST) | Helsingborg | 4 Sep 06 | 68.14 | Lukas WEISSHAIDINGER (AUT) | Rabat (MAR) | 16 Jun |
| 71.86 | Yuriy DUMCHEV (URS) | Moskva | 29 May 83 | 67.98 | Lois Maikel MARTÍNEZ (ESP) | Durango (ESP) | 14 Jul |
| 71.86 | Daniel STÅHL (SWE) | Bottnaryd (SWE) | 29 Jun 19 | 67.78 | Ola STUNES ISENE (NOR) | Albufeira (POR) | 12 Apr |
| 71.84 | Piotr MAŁACHOWSKI (POL) | elo (Blankers-Koen Stadion) | 8 Jun 13 | 67.73 | Andrius GUDŽIUS (LTU) | Palanga (LTU) | 26 Jul |
| 71.70 | Róbert FAZEKAS (HUN) | Szombathely | 14 Jul 02 | 67.57 | Traves SMIKLE (JAM) | Spanish Town (JAM) | 19 Jan |
| 71.50 | Lars RIEDEL (GER) | Wiesbaden | 3 May 97 | 67.32 | Alin Alexandru FIRFIRICA (ROU) | stadion Slaski, Chorzów (POL) | 14 Sep |
| 71.32 | Ben PLUCKNETT (USA) | Eugene, OR | 4 Jun 83 | 67.23 | Piotr MAŁACHOWSKI (POL) | Székesfehérvár (HUN) | 9 Jul |
| 71.26 | John POWELL (USA) | San José, CA | 9 Jun 84 | 67.19 | Ehsan HADADI (IRI) | Chula Vista, CA (USA) | 11 Apr |
| 71.26 | Rickard BRUCH (SWE) | Malmö | 15 Nov 84 | | | | |
| 71.26 | Imrich BUGÁR (TCH) | San José, CA | 25 May 85 | | | | |



RESULTS

Hammer Throw Men - Final



ATHLETE NOWICKI (POL) IS ALSO AWARDED A BRONZE MEDAL BY JURY OF APPEAL'S DECISION

| RECORDS | RESULT NAME | COUNTRY | AGE | VENUE | DATE |
|--------------------------------|-------------------------------|---------|-----|---------------------------|-------------|
| World Record WR | 86.74 Yuriy SEDYKH | URS | 31 | Stuttgart (Neckarstadion) | 30 Aug 1986 |
| Championships Record CR | 83.63 Ivan TIKHON | BLR | 31 | Osaka (Nagai Stadium) | 27 Aug 2007 |
| World Leading WL | 81.74 Wojciech NOWICKI | POL | 30 | Poznan (POL) | 2 Jul 2019 |


Area Record **AR** National Record **NR** Personal Best **PB** Season Best **SB**

2 October 2019 21:40 START TIME
22:51 END TIME
TEMPERATURE 26° C HUMIDITY 59 %
TEMPERATURE 26° C HUMIDITY 59 %

| PLACE | NAME | COUNTRY | DATE of BIRTH | ORDER | RESULT | 1 | 2 | 3 | ORD. | 4 | 5 | ORD. | 6 |
|-------|-----------------------|---------|---------------|-------|------------------------|-------|-------|-------|------|-------|-------|------|-------|
| 1 | Paweł FAJDEK | POL | 4 Jun 89 | 12 | 80.50 | 79.34 | 80.16 | 79.37 | 8 | 80.50 | X | 8 | X |
| 2 | Quentin BIGOT | FRA | 1 Dec 92 | 9 | 78.19 SB | 76.34 | 78.06 | 77.89 | 6 | 78.19 | X | 7 | 74.87 |
| 3 | Bence HALÁSZ | HUN | 4 Aug 97 | 7 | 78.18 | 78.18 | X | X | 7 | X | 73.76 | 6 | X |
| 3 | Wojciech NOWICKI | POL | 22 Feb 89 | 2 | 77.69 | 76.25 | 76.50 | X | 4 | 77.42 | X | 5 | 77.69 |
| 5 | Mykhaylo KOKHAN | UKR | 22 Jan 01 | 1 | 77.39 PB | 74.52 | 72.58 | 75.83 | 1 | 76.21 | 77.39 | 4 | 76.50 |
| 6 | Eivind HENRIKSEN | NOR | 14 Sep 90 | 10 | 77.38 | 76.03 | X | 77.38 | 5 | X | 75.36 | 3 | 77.07 |
| 7 | Javier CIENFUEGOS | ESP | 15 Jul 90 | 5 | 76.57 | 73.25 | 74.73 | 76.00 | 2 | 76.57 | 76.01 | 2 | 74.64 |
| 8 | Hleb DUDARAU | BLR | 17 Oct 96 | 4 | 76.00 | 75.45 | 74.36 | 76.00 | 3 | 74.30 | 74.46 | 1 | 75.34 |
| 9 | Ashraf Amgad EL SEIFY | QAT | 20 Feb 95 | 8 | 75.41 | 75.28 | 75.41 | 75.09 | | | | | |
| 10 | Nick MILLER | GBR | 1 May 93 | 3 | 75.31 | 75.31 | X | X | | | | | |
| 11 | Rudy WINKLER | USA | 6 Dec 94 | 6 | 75.20 | 74.42 | 75.20 | 73.47 | | | | | |
| 12 | Yevgeniy KOROTOVSKIY | ANA | 1 Jun 92 | 11 | 75.14 | X | 74.64 | 75.14 | | | | | |

| ALL-TIME TOP LIST | | | | SEASON TOP LIST | | | |
|-------------------|--------------------------|----------------------------|-----------|-----------------|-------------------------|--|--------|
| RESULT | NAME | VENUE | DATE | RESULT | NAME | VENUE | 2019 |
| 86.74 | Yuriy SEDYKH (URS) | Stuttgart (Neckarstadion) | 30 Aug 86 | 81.74 | Wojciech NOWICKI (POL) | Poznan (POL) | 2 Jul |
| 86.04 | Serqey LITVINOV (URS) | Dresden | 3 Jul 86 | 80.88 | Paweł FAJDEK (POL) | Cetniewo (POL) | 3 Aug |
| 84.90 | Vadim DEVYATOVSKIY (BLR) | Minsk | 21 Jul 05 | 79.38 | Javier CIENFUEGOS (ESP) | Andújar (ESP) | 6 Sep |
| 84.86 | Koji MUROFUSHI (JPN) | Praha (Stadion Juliska) | 29 Jun 03 | 79.10 | Valeriy PRONKIN (RUS) | Sochi (RUS) | 5 Sep |
| 84.62 | Iqor ASTAPKOVICH (BLR) | Sevilla | 6 Jun 92 | 78.97 | Denis LUKYANOV (ANA) | Sochi (RUS) | 21 Feb |
| 84.51 | Ivan TIKHON (BLR) | Grodno | 9 Jul 08 | 78.54 | Bence HALÁSZ (HUN) | Sugár úti Atlétikai Centrum, Szombathely | 27 Aug |
| 84.48 | Iqor NIKULIN (URS) | Lausanne | 12 Jul 90 | 78.39 | Nick MILLER (GBR) | Bydgoszcz (POL) | 12 Jun |
| 84.40 | Jüri TAMM (URS) | Banská Bystrica | 9 Sep 84 | 78.29 | Hleb DUDARAU (BLR) | Minsk (BLR) | 20 Aug |
| 84.19 | Adrián ANNUS (HUN) | Szombathely | 10 Aug 03 | 78.25 | Eivind HENRIKSEN (NOR) | Fränkisch-Crumbach (GER) | 9 Jun |
| 83.93 | Paweł FAJDEK (POL) | Szczecin (Miejski Stadion) | 9 Aug 15 | 78.20 | Serghei MARGHIEV (MDA) | Chisinau (MDA) | 22 Jun |

SUMMARY



Hammer Throw Men - Qualification

With qualifying standard of 76.50 (Q) or at least the 12 best performers (q) advance to the Final

| RECORDS | RESULT | NAME | COUNTRY | AGE | VENUE | DATE |
|--------------------------------|--------------|---------------------------|---------|-------------------------|---------------------------|-----------------------|
| World Record WR | 86.74 | Yuriy SEDYKH | URS | 31 | Stuttgart (Neckarstadion) | 30 Aug 1986 |
| Championships Record CR | 83.63 | Ivan TIKHON | BLR | 31 | Osaka (Nagai Stadium) | 27 Aug 2007 |
| World Leading WL | 81.74 | Wojciech NOWICKI | POL | 30 | Poznan (POL) | 2 Jul 2019 |
| Area Record AR | | National Record NR | | Personal Best PB | | Season Best SB |

1 October 2019

| RANK | PLACE | GROUP | BIB | NAME | COUNTRY | DATE OF BIRTH | RESULT | |
|------|-------|-------|-----|------------------------|---------|---------------|--------------|-------------|
| 1 | 1 | B | | Pawel FAJDEK | POL | 4 Jun 89 | 79.24 | Q |
| 2 | 1 | A | | Wojciech NOWICKI | POL | 22 Feb 89 | 77.89 | Q |
| 3 | 2 | A | | Quentin BIGOT | FRA | 1 Dec 92 | 77.44 | Q |
| 4 | 2 | B | | Rudy WINKLER | USA | 6 Dec 94 | 77.06 | Q PB |
| 5 | 3 | A | | Javier CIENFUEGOS | ESP | 15 Jul 90 | 76.90 | Q |
| 6 | 3 | B | | Bence HALÁSZ | HUN | 4 Aug 97 | 76.90 | Q |
| 7 | 4 | B | | Mykhaylo KOKHAN | UKR | 22 Jan 01 | 76.56 | Q |
| 8 | 5 | B | | Eivind HENRIKSEN | NOR | 14 Sep 90 | 76.46 | q |
| 9 | 4 | A | | Yevgeniy KOROTOVSKIY | ANA | 1 Jun 92 | 76.36 | q |
| 10 | 5 | A | | Nick MILLER | GBR | 1 May 93 | 76.36 | q |
| 11 | 6 | A | | Hleb DUDARAU | BLR | 17 Oct 96 | 76.28 | q |
| 12 | 7 | A | | Ashraf Amgad EL SEIFY | QAT | 20 Feb 95 | 76.22 | q SB |
| 13 | 6 | B | | Michail ANASTASAKIS | GRE | 3 Dec 94 | 75.07 | |
| 14 | 8 | A | | Conor MCCULLOUGH | USA | 31 Jan 91 | 74.88 | |
| 15 | 7 | B | | Zakhar MAKHROSENKA | BLR | 10 Oct 91 | 74.80 | |
| 16 | 8 | B | | Serghei MARGHIEV | MDA | 6 Nov 92 | 74.28 | |
| 17 | 9 | A | | Gabriel KEHR | CHI | 3 Sep 96 | 73.99 | |
| 18 | 9 | B | | Marcel LOMNICKÝ | SVK | 6 Jul 87 | 73.51 | |
| 19 | 10 | B | | Denis LUKYANOV | ANA | 14 Jul 89 | 73.47 | |
| 20 | 11 | B | | Özkan BALTACI | TUR | 13 Feb 94 | 73.19 | |
| 21 | 10 | A | | Diego DEL REAL | MEX | 6 Mar 94 | 73.15 | |
| 22 | 11 | A | | Krisztián PARS | HUN | 18 Feb 82 | 73.05 | |
| 23 | 12 | A | | Christos FRANTZESKAKIS | GRE | 26 Apr 00 | 72.96 | |
| 24 | 13 | A | | Daniel HAUGH | USA | 3 May 95 | 72.85 | |
| 25 | 12 | B | | Humberto MANSILLA | CHI | 22 May 96 | 72.68 | |
| 26 | 13 | B | | Roberto SAWYERS | CRC | 17 Oct 86 | 72.41 | |
| 27 | 14 | A | | Serhiy PEREVOZNIKOV | UKR | 7 Apr 95 | 72.16 | |
| 28 | 14 | B | | Alberto GONZÁLEZ | ESP | 1 Jun 98 | 71.69 | |
| 29 | 15 | B | | Serhiy REHEDA | UKR | 6 Feb 94 | 71.28 | |
| 30 | 15 | A | | Mostafa ELGAMEL | EGY | 1 Oct 88 | 70.45 | |
| 31 | 16 | A | | Joaquin GOMEZ | ARG | 14 Oct 96 | 70.17 | |

| ALL-TIME TOP LIST | | | | SEASON TOP LIST | | | |
|-------------------|--------------------------|----------------------------|-----------|-----------------|-------------------------|--|--------|
| RESULT | NAME | VENUE | DATE | RESULT | NAME | VENUE | 2019 |
| 86.74 | Yuriy SEDYKH (URS) | Stuttgart (Neckarstadion) | 30 Aug 86 | 81.74 | Wojciech NOWICKI (POL) | Poznan (POL) | 2 Jul |
| 86.04 | Serqey LITVINOV (URS) | Dresden | 3 Jul 86 | 80.88 | Pawel FAJDEK (POL) | Cetniewo (POL) | 3 Aug |
| 84.90 | Vadim DEVYATOVSKIY (BLR) | Minsk | 21 Jul 05 | 79.38 | Javier CIENFUEGOS (ESP) | Andújar (ESP) | 6 Sep |
| 84.86 | Koji MUROFUSHI (JPN) | Praha (Stadion Juliska) | 29 Jun 03 | 79.10 | Valeriy PRONKIN (RUS) | Sochi (RUS) | 5 Sep |
| 84.62 | Igor ASTAPKOVICH (BLR) | Sevilla | 6 Jun 92 | 78.97 | Denis LUKYANOV (ANA) | Sochi (RUS) | 21 Feb |
| 84.51 | Ivan TIKHON (BLR) | Grodno | 9 Jul 08 | 78.54 | Bence HALÁSZ (HUN) | Sugár úti Atlétikai Centrum, Szombathely | 27 Aug |
| 84.48 | Igor NIKULIN (URS) | Lausanne | 12 Jul 90 | 78.39 | Nick MILLER (GBR) | Bydgoszcz (POL) | 12 Jun |
| 84.40 | Jüri TAMM (URS) | Banská Bystrica | 9 Sep 84 | 78.29 | Hleb DUDARAU (BLR) | Minsk (BLR) | 20 Aug |
| 84.19 | Adrián ANNUS (HUN) | Szombathely | 10 Aug 03 | 78.25 | Eivind HENRIKSEN (NOR) | Fränkisch-Crumbach (GER) | 9 Jun |
| 83.93 | Pawel FAJDEK (POL) | Szczecin (Miejski Stadion) | 9 Aug 15 | 78.20 | Serghei MARGHIEV (MDA) | Chisinau (MDA) | 22 Jun |

RESULTS



Hammer Throw Men - Qualification

With qualifying standard of 76.50 (Q) or at least the 12 best performers (q) advance to the Final

| RECORDS | RESULT NAME | COUNTRY | AGE | VENUE | DATE |
|--------------------------------|-------------------------------|-------------------------|-----------------------|---------------------------|-------------|
| World Record WR | 86.74 Yuriy SEDYKH | URS | 31 | Stuttgart (Neckarstadion) | 30 Aug 1986 |
| Championships Record CR | 83.63 Ivan TIKHON | BLR | 31 | Osaka (Nagai Stadium) | 27 Aug 2007 |
| World Leading WL | 81.74 Wojciech NOWICKI | POL | 30 | Poznan (POL) | 2 Jul 2019 |
| Area Record AR | National Record NR | Personal Best PB | Season Best SB | | |

Group A

1 October 2019 16:29 START TIME 25° C 53%
TEMPERATURE HUMIDITY
17:18 END TIME 25° C 53%

| PLACE | NAME | COUNTRY | DATE of BIRTH | ORDER | RESULT | 1 | 2 | 3 |
|-------|------------------------|---------|---------------|-------|--------------------------|-------|-------|-------|
| 1 | Wojciech NOWICKI | POL | 22 Feb 89 | 13 | 77.89 Q | 77.89 | | |
| 2 | Quentin BIGOT | FRA | 1 Dec 92 | 4 | 77.44 Q | 77.44 | | |
| 3 | Javier CIENFUEGOS | ESP | 15 Jul 90 | 7 | 76.90 Q | 74.87 | 75.06 | 76.90 |
| 4 | Yevgeniy KOROTOVSKIY | ANA | 1 Jun 92 | 3 | 76.36 q | 74.96 | 75.90 | 76.36 |
| 5 | Nick MILLER | GBR | 1 May 93 | 2 | 76.36 q | X | 76.36 | X |
| 6 | Hleb DUDARAU | BLR | 17 Oct 96 | 15 | 76.28 q | 71.74 | 75.38 | 76.28 |
| 7 | Ashraf Amgad EL SEIFY | QAT | 20 Feb 95 | 16 | 76.22 q SB | 72.38 | 76.22 | X |
| 8 | Conor MCCULLOUGH | USA | 31 Jan 91 | 10 | 74.88 | 74.26 | 74.88 | 72.82 |
| 9 | Gabriel KEHR | CHI | 3 Sep 96 | 12 | 73.99 | 73.99 | 73.80 | 71.79 |
| 10 | Diego DEL REAL | MEX | 6 Mar 94 | 14 | 73.15 | 71.90 | 73.15 | 71.62 |
| 11 | Krisztián PARS | HUN | 18 Feb 82 | 11 | 73.05 | 72.69 | 72.36 | 73.05 |
| 12 | Christos FRANTZESKAKIS | GRE | 26 Apr 00 | 5 | 72.96 | 72.96 | X | 72.81 |
| 13 | Daniel HAUGH | USA | 3 May 95 | 1 | 72.85 | X | 68.52 | 72.85 |
| 14 | Serhiy PEREVOZNIKOV | UKR | 7 Apr 95 | 9 | 72.16 | X | 72.16 | 71.26 |
| 15 | Mostafa ELGAMEL | EGY | 1 Oct 88 | 8 | 70.45 | 68.99 | 70.45 | 68.16 |
| 16 | Joaquin GOMEZ | ARG | 14 Oct 96 | 6 | 70.17 | 70.07 | 70.17 | 68.40 |

Group B

1 October 2019 18:00 START TIME 25° C 53%
TEMPERATURE HUMIDITY
18:42 END TIME 25° C 53%

| PLACE | NAME | COUNTRY | DATE of BIRTH | ORDER | RESULT | 1 | 2 | 3 |
|-------|---------------------|---------|---------------|-------|--------------------------|-------|-------|-------|
| 1 | Paweł FAJDEK | POL | 4 Jun 89 | 3 | 79.24 Q | 79.24 | | |
| 2 | Rudy WINKLER | USA | 6 Dec 94 | 13 | 77.06 Q PB | 76.00 | 74.03 | 77.06 |
| 3 | Bence HALÁSZ | HUN | 4 Aug 97 | 4 | 76.90 Q | 76.90 | | |
| 4 | Mykhaylo KOKHAN | UKR | 22 Jan 01 | 5 | 76.56 Q | X | 76.56 | |
| 5 | Eivind HENRIKSEN | NOR | 14 Sep 90 | 6 | 76.46 q | 76.21 | 75.48 | 76.46 |
| 6 | Michail ANASTASAKIS | GRE | 3 Dec 94 | 9 | 75.07 | 72.75 | 73.62 | 75.07 |
| 7 | Zakhar MAKHROSENKA | BLR | 10 Oct 91 | 12 | 74.80 | 71.74 | 73.08 | 74.80 |
| 8 | Serghei MARGHIEV | MDA | 6 Nov 92 | 8 | 74.28 | 74.15 | 74.25 | 74.28 |
| 9 | Marcel LOMNICKÝ | SVK | 6 Jul 87 | 15 | 73.51 | 73.51 | 73.01 | X |
| 10 | Denis LUKYANOV | ANA | 14 Jul 89 | 11 | 73.47 | 71.41 | 71.93 | 73.47 |
| 11 | Özkan BALTACI | TUR | 13 Feb 94 | 2 | 73.19 | 73.19 | 72.68 | X |
| 12 | Humberto MANSILLA | CHI | 22 May 96 | 1 | 72.68 | 71.71 | X | 72.68 |
| 13 | Roberto SAWYERS | CRC | 17 Oct 86 | 10 | 72.41 | X | 70.58 | 72.41 |
| 14 | Alberto GONZÁLEZ | ESP | 1 Jun 98 | 14 | 71.69 | 71.69 | 71.59 | X |
| 15 | Serhiy REHEDA | UKR | 6 Feb 94 | 7 | 71.28 | X | X | 71.28 |

ALL-TIME TOP LIST

| RESULT | NAME | VENUE | DATE |
|--------|--------------------------|----------------------------|-----------|
| 86.74 | Yuriy SEDYKH (URS) | Stuttgart (Neckarstadion) | 30 Aug 86 |
| 86.04 | Serqey LITVINOV (URS) | Dresden | 3 Jul 86 |
| 84.90 | Vadim DEVYATOVSKIY (BLR) | Minsk | 21 Jul 05 |
| 84.86 | Koji MUROFUSHI (JPN) | Praha (Stadion Juliska) | 29 Jun 03 |
| 84.62 | Iqor ASTAPKOVICH (BLR) | Sevilla | 6 Jun 92 |
| 84.51 | Ivan TIKHON (BLR) | Grodno | 9 Jul 08 |
| 84.48 | Iqor NIKULIN (URS) | Lausanne | 12 Jul 90 |
| 84.40 | Jüri TAMM (URS) | Banská Bystrica | 9 Sep 84 |
| 84.19 | Adrián ANNUS (HUN) | Szombathely | 10 Aug 03 |
| 83.93 | Paweł FAJDEK (POL) | Szczecin (Miejski Stadion) | 9 Aug 15 |

SEASON TOP LIST

| RESULT | NAME | VENUE | 2019 |
|--------|-------------------------|--|--------|
| 81.74 | Wojciech NOWICKI (POL) | Poznan (POL) | 2 Jul |
| 80.88 | Paweł FAJDEK (POL) | Cetniewo (POL) | 3 Aug |
| 79.38 | Javier CIENFUEGOS (ESP) | Andújar (ESP) | 6 Sep |
| 79.10 | Valeriy PRONKIN (RUS) | Sochi (RUS) | 5 Sep |
| 78.97 | Denis LUKYANOV (ANA) | Sochi (RUS) | 21 Feb |
| 78.54 | Bence HALÁSZ (HUN) | Sugár úti Atlétikai Centrum, Szombathely | 27 Aug |
| 78.39 | Nick MILLER (GBR) | Bydgoszcz (POL) | 12 Jun |
| 78.29 | Hleb DUDARAU (BLR) | Minsk (BLR) | 20 Aug |
| 78.25 | Eivind HENRIKSEN (NOR) | Fränkisch-Crumbach (GER) | 9 Jun |
| 78.20 | Serghei MARGHIEV (MDA) | Chisinau (MDA) | 22 Jun |

RESULTS



Javelin Throw Men - Final

| RECORDS | RESULT NAME | COUNTRY | AGE | VENUE | DATE |
|--------------------------------|---------------------------|-------------------------|-----------------------|---------------------------------|-------------|
| World Record WR | 98.48 Jan ZELEZNY | CZE | 30 | Jena (Abbe Sport Ground) | 25 May 1996 |
| Championships Record CR | 92.80 Jan ZELEZNY | CZE | 35 | Edmonton (Commonwealth Stadium) | 12 Aug 2001 |
| World Leading WL | 90.61 Magnus KIRT | EST | 29 | Kuortane (FIN) | 22 Jun 2019 |
| Area Record AR | National Record NR | Personal Best PB | Season Best SB | | |

6 October 2019 19:57 START TIME 24° C 64 %
TEMPERATURE HUMIDITY
21:11 END TIME 24° C 64 %

| PLACE | NAME | COUNTRY | DATE of BIRTH | ORDER | RESULT | 1 | 2 | 3 | ORD. | 4 | 5 | ORD. | 6 |
|-------|---------------------|---------|---------------|-------|--------------|-------|-------|-------|------|-------|-------|------|-------|
| 1 | Anderson PETERS | GRN | 21 Oct 97 | 6 | 86.89 | 86.69 | 81.26 | 79.82 | 8 | 86.89 | 84.59 | 8 | 83.63 |
| 2 | Magnus KIRT | EST | 10 Apr 90 | 4 | 86.21 | 83.95 | 86.21 | 85.17 | 7 | 85.90 | X | 7 | r |
| 3 | Johannes VETTER | GER | 26 Mar 93 | 2 | 85.37 | X | 85.37 | 82.51 | 6 | X | 82.29 | 6 | X |
| 4 | Lassi ETELÄTALO | FIN | 30 Apr 88 | 5 | 82.49 | 72.00 | 77.92 | 82.49 | 5 | 74.62 | X | 5 | 74.63 |
| 5 | Jakub VADLEJCH | CZE | 10 Oct 90 | 12 | 82.19 | 77.32 | 81.98 | 82.19 | 4 | 77.36 | X | 4 | X |
| 6 | Julian WEBER | GER | 29 Aug 94 | 8 | 81.26 | 81.20 | 81.26 | 80.80 | 3 | 79.43 | 79.46 | 3 | 73.58 |
| 7 | Marcin KRUKOWSKI | POL | 14 Jun 92 | 9 | 80.56 | 80.56 | 79.91 | X | 2 | X | X | 2 | X |
| 8 | Kim AMB | SWE | 31 Jul 90 | 10 | 80.42 | 78.93 | 80.42 | 78.51 | 1 | 75.71 | X | 1 | X |
| 9 | Norbert RIVASZ-TÓTH | HUN | 6 May 96 | 3 | 79.73 | 79.73 | 77.89 | 76.55 | | | | | |
| 10 | Chao-Tsun CHENG | TPE | 17 Oct 93 | 11 | 77.99 | 74.74 | 77.51 | 77.99 | | | | | |
| 11 | Keshorn WALCOTT | TTO | 2 Apr 93 | 1 | 77.47 | 75.30 | 77.47 | X | | | | | |
| | Julius YEGO | KEN | 4 Jan 89 | 7 | NM | X | X | X | | | | | |

| ALL-TIME TOP LIST | | | | SEASON TOP LIST | | | |
|-------------------|--------------------------------|----------------------------|-----------|-----------------|-------------------------|---|--------|
| RESULT | NAME | VENUE | DATE | RESULT | NAME | VENUE | 2019 |
| 98.48 | Jan ZELEZNY (CZE) | Jena (Abbe Sport Ground) | 25 May 96 | 90.61 | Magnus KIRT (EST) | Kuortane (FIN) | 22 Jun |
| 94.44 | Johannes VETTER (GER) | Luzern (Stadion Allmend) | 11 Jul 17 | 90.03 | Johannes VETTER (GER) | imo National Olympic Stadium, Minsk (BLR) | 10 Sep |
| 93.90 | Thomas RÖHLER (GER) | Doha (Hamad Bin Suhaim) | 5 May 17 | 89.65 | Andreas HOFMANN (GER) | Rehlingen (GER) | 9 Jun |
| 93.09 | Aki PARVIAINEN (FIN) | Kuortane | 26 Jun 99 | 89.17 | Edis MATUSEVIČIUS (LTU) | Palanga (LTU) | 27 Jul |
| 92.72 | Julius YEGO (KEN) | Beijing (National Stadium) | 26 Aug 15 | 89.06 | Bernhard SEIFERT (GER) | Offenburg (GER) | 26 May |
| 92.61 | Serqey MAKAROV (RUS) | Sheffield | 30 Jun 02 | 89.05 | Chao-Tsun CHENG (TPE) | Zürich (SUI) | 29 Aug |
| 92.60 | Raymond HECHT (GER) | Oslo | 21 Jul 95 | 87.73 | Julius YEGO (KEN) | Prince Moulay Abdellah, Rabat (MAR) | 30 Aug |
| 92.06 | Andreas HOFMANN (GER) | Offenburg (GER) | 2 Jun 18 | 87.31 | Anderson PETERS (GRN) | Lima (PER) | 10 Aug |
| 91.69 | Konstantinos GATSILOUDIS (GRE) | Kuortane | 24 Jun 00 | 86.99 | Thomas RÖHLER (GER) | Dessau (GER) | 14 Jun |
| 91.59 | Andreas THORKILDSEN (NOR) | Oslo | 2 Jun 06 | 86.93 | Oliver HELANDER (FIN) | Kuortane (FIN) | 22 Jun |

SUMMARY



Javelin Throw Men - Qualification

With qualifying standard of 84.00 (Q) or at least the 12 best performers (q) advance to the Final

| RECORDS | RESULT | NAME | COUNTRY | AGE | VENUE | DATE |
|--------------------------------|--------|---------------------------|---------|-------------------------|---------------------------------|-----------------------|
| World Record WR | 98.48 | Jan ZELEZNY | CZE | 30 | Jena (Abbe Sport Ground) | 25 May 1996 |
| Championships Record CR | 92.80 | Jan ZELEZNY | CZE | 35 | Edmonton (Commonwealth Stadium) | 12 Aug 2001 |
| World Leading WL | 90.61 | Magnus KIRT | EST | 29 | Kuortane (FIN) | 22 Jun 2019 |
| Area Record AR | | National Record NR | | Personal Best PB | | Season Best SB |

5 October 2019

| RANK | PLACE | GROUP | BIB | NAME | COUNTRY | DATE of BIRTH | RESULT | |
|------|-------|-------|-----|-------------------------|---------|---------------|--------|-------------|
| 1 | 1 | A | | Johannes VETTER | GER | 26 Mar 93 | 89.35 | Q |
| 2 | 1 | B | | Magnus KIRT | EST | 10 Apr 90 | 88.36 | Q |
| 3 | 2 | A | | Anderson PETERS | GRN | 21 Oct 97 | 85.34 | Q |
| 4 | 2 | B | | Kim AMB | SWE | 31 Jul 90 | 84.85 | Q |
| 5 | 3 | B | | Keshorn WALCOTT | TTO | 2 Apr 93 | 84.44 | Q |
| 6 | 3 | A | | Jakub VADLEJCH | CZE | 10 Oct 90 | 84.31 | Q |
| 7 | 4 | A | | Julian WEBER | GER | 29 Aug 94 | 84.29 | Q |
| 8 | 5 | A | | Julius YEGO | KEN | 4 Jan 89 | 83.86 | q |
| 9 | 6 | A | | Norbert RIVASZ-TÓTH | HUN | 6 May 96 | 83.42 | q NR |
| 10 | 4 | B | | Chao-Tsun CHENG | TPE | 17 Oct 93 | 83.40 | q |
| 11 | 7 | A | | Marcin KRUKOWSKI | POL | 14 Jun 92 | 82.44 | q |
| 12 | 5 | B | | Lassi ETELÄTALO | FIN | 30 Apr 88 | 82.26 | q |
| 13 | 6 | B | | Alexandru Mihaita NOVAC | ROU | 24 Mar 97 | 82.12 | |
| 14 | 7 | B | | Aliaksei KATKAVETS | BLR | 7 Jun 98 | 82.08 | |
| 15 | 8 | B | | Ryohei ARAI | JPN | 23 Jun 91 | 81.71 | |
| 16 | 9 | B | | Arshad NADEEM | PAK | 2 Jan 97 | 81.52 | NR |
| 17 | 10 | B | | Rolands ŠTROBINDERS | LAT | 14 Apr 92 | 81.09 | |
| 18 | 11 | B | | Michael SHUEY | USA | 2 Feb 94 | 80.53 | |
| 19 | 12 | B | | Oliver HELANDER | FIN | 1 Jan 97 | 80.36 | |
| 20 | 13 | B | | Andreas HOFMANN | GER | 16 Dec 91 | 80.06 | |
| 21 | 8 | A | | Gatis ČAKŠS | LAT | 13 Jun 95 | 79.94 | |
| 22 | 9 | A | | Edis MATUSEVIČIUS | LTU | 30 Jun 96 | 79.60 | |
| 23 | 14 | B | | Thomas RÖHLER | GER | 30 Sep 91 | 79.23 | |
| 24 | 10 | A | | Shivpal SINGH | IND | 6 Jul 95 | 78.97 | |
| 25 | 11 | A | | Qizhen LIU | CHN | 17 Sep 95 | 75.81 | |
| 26 | 12 | A | | Riley DOLEZAL | USA | 16 Nov 85 | 75.62 | |
| 27 | 13 | A | | Pavel MIALESHKA | BLR | 24 Nov 92 | 75.14 | |
| 28 | 14 | A | | Antti RUUSKANEN | FIN | 21 Feb 84 | 75.05 | |
| 29 | 15 | A | | Albert REYNOLDS | LCA | 28 Mar 88 | 73.91 | |
| 30 | 16 | A | | Oleksandr NYCHYPORCHUK | UKR | 14 Apr 92 | 72.75 | |
| | | B | | Qinggang ZHAO | CHN | 24 Jul 85 | NM | |
| | | B | | Vítězslav VESELÝ | CZE | 27 Feb 83 | DNS | |

SUMMARY
Javelin Throw Men - Qualification

5 October 2019

| RANK | PLACE | GROUP | BIB | NAME | COUNTRY | DATE of BIRTH | RESULT |
|--------------------------|------------------------------|-------|---------------------------------------|-----------|---------|---------------|--------|
| ALL-TIME TOP LIST | | | | | | | |
| RESULT | NAME | | VENUE | DATE | | | |
| 98.48 | Jan ZELEZNY (CZE) | | Jena (Abbe Sport Ground) | 25 May 96 | | | |
| 94.44 | Johannes VETTER (GER) | | Luzern (Stadion Allmend) | 11 Jul 17 | | | |
| 93.90 | Thomas RÖHLER (GER) | | Doha (Hamad Bin Suhaim) | 5 May 17 | | | |
| 93.09 | Aki PARVIAINEN (FIN) | | Kuortane | 26 Jun 99 | | | |
| 92.72 | Julius YEGO (KEN) | | Beijing (National Stadium) | 26 Aug 15 | | | |
| 92.61 | Sergey MAKAROV (RUS) | | Sheffield | 30 Jun 02 | | | |
| 92.60 | Raymond HECHT (GER) | | Oslo | 21 Jul 95 | | | |
| 92.06 | Andreas HOFMANN (GER) | | Offenburg (GER) | 2 Jun 18 | | | |
| 91.69 | Konstantinos GATSIODIS (GRE) | | Kuortane | 24 Jun 00 | | | |
| 91.59 | Andreas THORKILDSEN (NOR) | | Oslo | 2 Jun 06 | | | |
| SEASON TOP LIST | | | | | | | |
| RESULT | NAME | | VENUE | 2019 | | | |
| 90.61 | Magnus KIRT (EST) | | Kuortane (FIN) | 22 Jun | | | |
| 90.03 | Johannes VETTER (GER) | | imo National Olympic Stadium, Minsk (| 10 Sep | | | |
| 89.65 | Andreas HOFMANN (GER) | | Rehlingen (GER) | 9 Jun | | | |
| 89.17 | Edis MATUREVIČIUS (LTU) | | Palanga (LTU) | 27 Jul | | | |
| 89.06 | Bernhard SEIFERT (GER) | | Offenburg (GER) | 26 May | | | |
| 89.05 | Chao-Tsun CHENG (TPE) | | Zürich (SUI) | 29 Aug | | | |
| 87.73 | Julius YEGO (KEN) | | Prince Moulay Abdellah, Rabat (MAR) | 30 Aug | | | |
| 87.31 | Anderson PETERS (GRN) | | Lima (PER) | 10 Aug | | | |
| 86.99 | Thomas RÖHLER (GER) | | Dessau (GER) | 14 Jun | | | |
| 86.93 | Oliver HELANDER (FIN) | | Kuortane (FIN) | 22 Jun | | | |

RESULTS



Javelin Throw Men - Qualification

With qualifying standard of 84.00 (Q) or at least the 12 best performers (q) advance to the Final

| RECORDS | RESULT NAME | COUNTRY | AGE | VENUE | DATE |
|--------------------------------|---------------------------|-------------------------|-----------------------|---------------------------------|-------------|
| World Record WR | 98.48 Jan ZELEZNY | CZE | 30 | Jena (Abbe Sport Ground) | 25 May 1996 |
| Championships Record CR | 92.80 Jan ZELEZNY | CZE | 35 | Edmonton (Commonwealth Stadium) | 12 Aug 2001 |
| World Leading WL | 90.61 Magnus KIRT | EST | 29 | Kuortane (FIN) | 22 Jun 2019 |
| Area Record AR | National Record NR | Personal Best PB | Season Best SB | | |

Group A

5 October 2019 16:30 START TIME 27° C 71 %
TEMPERATURE HUMIDITY
17:05 END TIME 27° C 71 %

| PLACE | NAME | COUNTRY | DATE of BIRTH | ORDER | RESULT | 1 | 2 | 3 |
|-------|------------------------|---------|---------------|-------|--------------------------|-------|-------|-------|
| 1 | Johannes VETTER | GER | 26 Mar 93 | 7 | 89.35 Q | 89.35 | | |
| 2 | Anderson PETERS | GRN | 21 Oct 97 | 8 | 85.34 Q | 82.06 | 85.34 | |
| 3 | Jakub VADLEJCH | CZE | 10 Oct 90 | 2 | 84.31 Q | 81.70 | 84.31 | |
| 4 | Julian WEBER | GER | 29 Aug 94 | 10 | 84.29 Q | 84.29 | | |
| 5 | Julius YEGO | KEN | 4 Jan 89 | 9 | 83.86 q | 83.86 | 83.76 | 80.62 |
| 6 | Norbert RIVASZ-TÓTH | HUN | 6 May 96 | 16 | 83.42 q NR | 83.42 | 81.06 | 77.27 |
| 7 | Marcin KRUKOWSKI | POL | 14 Jun 92 | 5 | 82.44 q | 82.44 | X | 82.02 |
| 8 | Gatis ČAKŠS | LAT | 13 Jun 95 | 3 | 79.94 | 79.94 | X | 79.63 |
| 9 | Edis MATUSEVIČIUS | LTU | 30 Jun 96 | 6 | 79.60 | 73.98 | 75.73 | 79.60 |
| 10 | Shivpal SINGH | IND | 6 Jul 95 | 14 | 78.97 | 75.91 | 78.97 | X |
| 11 | Qizhen LIU | CHN | 17 Sep 95 | 1 | 75.81 | 75.24 | X | 75.81 |
| 12 | Riley DOLEZAL | USA | 16 Nov 85 | 13 | 75.62 | 75.62 | X | 74.85 |
| 13 | Pavel MIALESHKA | BLR | 24 Nov 92 | 4 | 75.14 | X | 75.14 | X |
| 14 | Antti RUUSKANEN | FIN | 21 Feb 84 | 11 | 75.05 | 72.65 | 75.05 | X |
| 15 | Albert REYNOLDS | LCA | 28 Mar 88 | 15 | 73.91 | 69.68 | 73.91 | X |
| 16 | Oleksandr NYCHYPORCHUK | UKR | 14 Apr 92 | 12 | 72.75 | X | 72.75 | X |

Group B

5 October 2019 17:59 START TIME 27° C 71 %
TEMPERATURE HUMIDITY
18:44 END TIME 27° C 71 %

| PLACE | NAME | COUNTRY | DATE of BIRTH | ORDER | RESULT | 1 | 2 | 3 |
|-------|-------------------------|---------|---------------|-------|------------------------|-------|-------|-------|
| 1 | Magnus KIRT | EST | 10 Apr 90 | 3 | 88.36 Q | 81.00 | 88.36 | |
| 2 | Kim AMB | SWE | 31 Jul 90 | 2 | 84.85 Q | X | 82.98 | 84.85 |
| 3 | Keshorn WALCOTT | TTO | 2 Apr 93 | 16 | 84.44 Q | 84.44 | | |
| 4 | Chao-Tsun CHENG | TPE | 17 Oct 93 | 13 | 83.40 q | 79.08 | 83.40 | 79.88 |
| 5 | Lassi ETELÄTALO | FIN | 30 Apr 88 | 8 | 82.26 q | 75.11 | X | 82.26 |
| 6 | Alexandru Mihaita NOVAC | ROU | 24 Mar 97 | 11 | 82.12 | 82.12 | 78.18 | 79.75 |
| 7 | Aliaksei KATKAVETS | BLR | 7 Jun 98 | 14 | 82.08 | 75.88 | X | 82.08 |
| 8 | Ryohei ARAI | JPN | 23 Jun 91 | 10 | 81.71 | 81.71 | X | 72.99 |
| 9 | Arshad NADEEM | PAK | 2 Jan 97 | 6 | 81.52 NR | 81.52 | 75.48 | X |
| 10 | Rolands ŠTROBINDERS | LAT | 14 Apr 92 | 1 | 81.09 | 81.09 | 80.60 | 79.51 |
| 11 | Michael SHUEY | USA | 2 Feb 94 | 15 | 80.53 | 77.04 | X | 80.53 |
| 12 | Oliver HELANDER | FIN | 1 Jan 97 | 5 | 80.36 | X | 80.36 | X |
| 13 | Andreas HOFMANN | GER | 16 Dec 91 | 12 | 80.06 | 80.06 | X | X |
| 14 | Thomas RÖHLER | GER | 30 Sep 91 | 7 | 79.23 | X | 79.23 | X |
| | Qinggang ZHAO | CHN | 24 Jul 85 | 9 | NM | X | X | X |
| | Vítězslav VESELÝ | CZE | 27 Feb 83 | 4 | DNS | | | |

RESULTS
Javelin Throw Men - Qualification

| ALL-TIME TOP LIST | | | | SEASON TOP LIST | | | |
|-------------------|--------------------------------|----------------------------|-----------|-----------------|-------------------------|---------------------------------------|--------|
| RESULT | NAME | VENUE | DATE | RESULT | NAME | VENUE | 2019 |
| 98.48 | Jan ZELEZNY (CZE) | Jena (Abbe Sport Ground) | 25 May 96 | 90.61 | Magnus KIRT (EST) | Kuortane (FIN) | 22 Jun |
| 94.44 | Johannes VETTER (GER) | Luzern (Stadion Allmend) | 11 Jul 17 | 90.03 | Johannes VETTER (GER) | imo National Olympic Stadium, Minsk (| 10 Sep |
| 93.90 | Thomas RÖHLER (GER) | Doha (Hamad Bin Suhaim) | 5 May 17 | 89.65 | Andreas HOFMANN (GER) | Rehlingen (GER) | 9 Jun |
| 93.09 | Aki PARVIAINEN (FIN) | Kuortane | 26 Jun 99 | 89.17 | Edis MATUSEVICIUS (LTU) | Palanga (LTU) | 27 Jul |
| 92.72 | Julius YEGO (KEN) | Beijing (National Stadium) | 26 Aug 15 | 89.06 | Bernhard SEIFERT (GER) | Offenburg (GER) | 26 May |
| 92.61 | Serqey MAKAROV (RUS) | Sheffield | 30 Jun 02 | 89.05 | Chao-Tsun CHENG (TPE) | Zürich (SUI) | 29 Aug |
| 92.60 | Raymond HECHT (GER) | Oslo | 21 Jul 95 | 87.73 | Julius YEGO (KEN) | Prince Moulay Abdellah, Rabat (MAR) | 30 Aug |
| 92.06 | Andreas HOFMANN (GER) | Offenburg (GER) | 2 Jun 18 | 87.31 | Anderson PETERS (GRN) | Lima (PER) | 10 Aug |
| 91.69 | Konstantinos GATSILOUDIS (GRE) | Kuortane | 24 Jun 00 | 86.99 | Thomas RÖHLER (GER) | Dessau (GER) | 14 Jun |
| 91.59 | Andreas THORKILDSEN (NOR) | Oslo | 2 Jun 06 | 86.93 | Oliver HELANDER (FIN) | Kuortane (FIN) | 22 Jun |

RESULTS



20 Kilometres Race Walk Men - Final

| RECORDS | RESULT | NAME | COUNTRY | AGE | VENUE | DATE |
|--------------------------------|---------|---------------------------|---------|-------------------------|-------------------------------------|-----------------------|
| World Record WR | 1:16:36 | Yusuke SUZUKI | JPN | 27 | Nomi, JPN | 15 Mar 2015 |
| Championships Record CR | 1:17:21 | Jefferson PÉREZ | ECU | 29 | Paris Saint-Denis (Stade de France) | 23 Aug 2003 |
| World Leading WL | 1:17:15 | Toshikazu YAMANISHI | JPN | 23 | Nomi (JPN) | 17 Mar 2019 |
| Area Record AR | | National Record NR | | Personal Best PB | | Season Best SB |

4 October 2019 23:29 START TIME 32° C 77 %
01:25 END TIME 32° C 77 %
TEMPERATURE HUMIDITY

| PLACE | NAME | COUNTRY | DATE of BIRTH | RESULT | RED CARDS |
|-------|------------------------|---------|---------------|---------|---------------|
| 1 | Toshikazu YAMANISHI | JPN | 15 Feb 96 | 1:26:34 | |
| 2 | Vasily MIZINOV | ANA | 29 Dec 97 | 1:26:49 | + 15 ~ |
| 3 | Perseus KARLSTRÖM | SWE | 2 May 90 | 1:27:00 | + 26 |
| 4 | Christopher LINKE | GER | 24 Oct 88 | 1:27:19 | + 45 |
| 5 | Salih KORKMAZ | TUR | 1 Jan 97 | 1:27:35 | + 1:01 |
| 6 | Koki IKEDA | JPN | 3 May 98 | 1:29:02 | + 2:28 |
| 7 | Tom BOSWORTH | GBR | 17 Jan 90 | 1:29:34 | + 3:00 ~ ~ |
| 8 | Kaihua WANG | CHN | 16 Feb 94 | 1:29:52 | + 3:18 |
| 9 | Jiaxing YIN | CHN | 16 Mar 94 | 1:29:53 | + 3:19 ~ ~ |
| 10 | Eiki TAKAHASHI | JPN | 19 Nov 92 | 1:30:04 | + 3:30 > ~ |
| 11 | Marius ŽIŪKAS | LTU | 29 Jun 85 | 1:30:22 | + 3:48 |
| 12 | Érick Bernabé BARRONDO | GUA | 14 Jun 91 | 1:30:40 | + 4:06 ~ |
| 13 | Caio BONFIM | BRA | 19 Mar 91 | 1:31:32 | + 4:58 ~ ~ ~ |
| 14 | Massimo STANO | ITA | 27 Feb 92 | 1:31:36 | + 5:02 ~ ~ ~ |
| 15 | Dane BIRD-SMITH | AUS | 15 Jul 92 | 1:32:11 | + 5:37 |
| 16 | Kevin CAMPION | FRA | 23 May 88 | 1:32:16 | + 5:42 |
| 17 | Hagen POHLE | GER | 5 Mar 92 | 1:32:20 | + 5:46 |
| 18 | Andrés CHOCHO | ECU | 4 Nov 83 | 1:32:49 | + 6:15 ~ > |
| 19 | Georgiy SHEIKO | KAZ | 20 Aug 89 | 1:32:53 | + 6:19 ~ ~ |
| 20 | Julio César SALAZAR | MEX | 8 Jul 93 | 1:33:02 | + 6:28 |
| 21 | Byeongkwang CHOE | KOR | 7 Apr 91 | 1:33:10 | + 6:36 |
| 22 | Álvaro MARTÍN | ESP | 18 Jun 94 | 1:33:20 | + 6:46 |
| 23 | Brian Daniel PINTADO | ECU | 29 Jul 95 | 1:33:48 | + 7:14 ~ ~ |
| 24 | Gabriel BORDIER | FRA | 8 Oct 97 | 1:34:06 | + 7:32 |
| 25 | Matteo GIUPPONI | ITA | 8 Oct 88 | 1:34:29 | + 7:55 ~ |
| 26 | Miguel Ángel LÓPEZ | ESP | 3 Jul 88 | 1:35:00 | + 8:26 |
| 27 | Irfan KOLOTHUM THODI | IND | 8 Feb 90 | 1:35:21 | + 8:47 ~ |
| 28 | Ivan LOSEV | UKR | 26 Jan 86 | 1:35:42 | + 9:08 |
| 29 | Luis Henry CAMPOS | PER | 10 Nov 95 | 1:37:20 | + 10:46 ~ |
| 30 | Viktor SHUMIK | UKR | 21 May 98 | 1:37:23 | + 10:49 > |
| 31 | Alex WRIGHT | IRL | 19 Dec 90 | 1:37:33 | + 10:59 ~ |
| 32 | Dawid TOMALA | POL | 27 Aug 89 | 1:38:15 | + 11:41 > > |
| 33 | Samuel Ireri GATHIMBA | KEN | 26 Oct 87 | 1:40:45 | + 14:11 ~ |
| 34 | Eduard ZABUZHENKO | UKR | 18 Apr 98 | 1:41:04 | + 14:30 |
| 35 | Diego GARCÍA | ESP | 19 Jan 96 | 1:41:14 | + 14:40 ~ |
| 36 | Devender SINGH | IND | 5 Dec 83 | 1:41:48 | + 15:14 |
| 37 | Hyunsub KIM | KOR | 31 May 85 | 1:42:13 | + 15:39 |
| 38 | Wayne SNYMAN | RSA | 8 Mar 85 | 1:43:57 | + 17:23 |
| 39 | Moacir ZIMMERMANN | BRA | 30 Dec 83 | 1:44:16 | + 17:42 > > > |
| 40 | Aliaksandr LIAKHOVICH | BLR | 4 Jul 89 | 1:44:25 | + 17:51 > ~ |
| | José Mauricio ARTEAGA | ECU | 8 Aug 88 | DNF | ~ |
| | Nils BREMBACH | GER | 23 Feb 93 | DNF | ~ |
| | Zelin CAI | CHN | 11 Apr 91 | DNF | ~ |
| | Rhydian COWLEY | AUS | 4 Jan 91 | DNF | ~ |
| | José María RAYMUNDO | GUA | 1 Sep 93 | DNF | ~ |

RESULTS
20 Kilometres Race Walk Men

| | | | | |
|---------------------------------|-----|-----------|--------------------|---------|
| Carlos SÁNCHEZ CANTERA | MEX | 19 May 85 | DNF | |
| Richard VARGAS | VEN | 28 Dec 94 | DNF | ~ |
| José Alejandro BARRONDO | GUA | 16 Sep 96 | DQ 230.7(c) | ~ ~ ~ ~ |
| Jhon Alexander CASTAÑEDA | COL | 19 Feb 92 | DQ 230.7(c) | ~ ~ ~ ~ |
| José LEYVER | MEX | 12 Nov 85 | DQ 230.7(c) | ~ ~ > ~ |
| José Carlos MAMANI | PER | 20 Dec 98 | DQ 230.7(c) | > > > > |
| Callum WILKINSON | GBR | 14 Mar 97 | DQ 230.7(c) | ~ ~ ~ ~ |
| Evan DUNFEE | CAN | 28 Sep 90 | DNS | |
| Giorgio RUBINO | ITA | 15 Apr 86 | DNS | |

NOTE BIB 1112 (Massimo STANO) - 120sec Penalty Zone
BIB 318 (Caio BONFIM) - 120sec Penalty Zone
BIB 338 (Moacir ZIMMERMANN) - 120sec Penalty Zone
IAAF Rule 230.7(c) - Fourth red card

INTERMEDIATE TIMES

| | | | | | |
|-------|---------|--------------------------|-------|---------|--------------------------|
| 1 KM | 4:32 | Brian Daniel PINTADO | 2 KM | 9:02 | Jhon Alexander CASTAÑEDA |
| 3 KM | 13:29 | Jhon Alexander CASTAÑEDA | 4 KM | 17:59 | Dane BIRD-SMITH |
| 5 KM | 22:26 | Dane BIRD-SMITH | 6 KM | 26:53 | Kaihua WANG |
| 7 KM | 31:14 | Kaihua WANG | 8 KM | 35:31 | Toshikazu YAMANISHI |
| 9 KM | 39:46 | Toshikazu YAMANISHI | 10 KM | 44:06 | Toshikazu YAMANISHI |
| 11 KM | 48:26 | Toshikazu YAMANISHI | 12 KM | 52:47 | Toshikazu YAMANISHI |
| 13 KM | 57:06 | Toshikazu YAMANISHI | 14 KM | 1:01:20 | Toshikazu YAMANISHI |
| 15 KM | 1:05:28 | Toshikazu YAMANISHI | 16 KM | 1:09:39 | Toshikazu YAMANISHI |
| 17 KM | 1:13:50 | Toshikazu YAMANISHI | 18 KM | 1:18:03 | Toshikazu YAMANISHI |
| 19 KM | 1:22:17 | Toshikazu YAMANISHI | | | |

| ALL-TIME TOP LIST | | | | SEASON TOP LIST | | | |
|-------------------|----------------------------------|-----------------------------------|-----------|-----------------|---------------------------|-----------------|--------|
| RESULT | NAME | VENUE | DATE | RESULT | NAME | VENUE | 2019 |
| 1:16:36 | Yusuke SUZUKI (JPN) | Nomi, JPN | 15 Mar 15 | 1:17:15 | Toshikazu YAMANISHI (JPN) | Nomi (JPN) | 17 Mar |
| 1:16:43 | Serqey MOROZOV (RUS) | Saransk | 8 Jun 08 | 1:17:24 | Masatora KAWANO (JPN) | Nomi (JPN) | 17 Mar |
| 1:17:02 | Yohann DINIZ (FRA) | Arles | 8 Mar 15 | 1:17:25 | Koki IKEDA (JPN) | Nomi (JPN) | 17 Mar |
| 1:17:15 | Toshikazu YAMANISHI (JPN) | Nomi (JPN) | 17 Mar 19 | 1:17:45 | Massimo STANO (ITA) | La Coruna (ESP) | 8 Jun |
| 1:17:16 | Vladimir KANAYKIN (RUS) | Saransk | 29 Sep 07 | 1:17:47 | Yusuke SUZUKI (JPN) | Nomi (JPN) | 17 Mar |
| 1:17:21 | Jefferson PÉREZ (ECU) | ris Saint-Denis (Stade de France) | 23 Aug 03 | 1:17:52 | Isamu FUJISAWA (JPN) | Nomi (JPN) | 17 Mar |
| 1:17:22 | Francisco Javier FERNÁNDEZ (ESP) | Turku | 28 Apr 02 | 1:18:00 | Eiki TAKAHASHI (JPN) | Kobe (JPN) | 17 Feb |
| 1:17:23 | Vladimir STANKIN (RUS) | Adler | 8 Feb 04 | 1:18:07 | Perseus KARLSTRÖM (SWE) | La Coruna (ESP) | 8 Jun |
| 1:17:24 | Masatora KAWANO (JPN) | Nomi (JPN) | 17 Mar 19 | 1:18:32 | Vasily MIZINOV (ANA) | Sochi (RUS) | 18 Feb |
| 1:17:25 | Serqey SHIROBOKOV (RUS) | Cheboksary (RUS) | 9 Jun 18 | 1:18:42 | Serqey SHIROBOKOV (RUS) | Sochi (RUS) | 18 Feb |
| 1:17:25 | Koki IKEDA (JPN) | Nomi (JPN) | 17 Mar 19 | 1:18:42 | Christopher LINKE (GER) | La Coruna (ESP) | 8 Jun |



RACE ANALYSIS

20 Kilometres Race Walk Men - Final



4 October 2019 23:29 START TIME 32° C 77 %
TEMPERATURE HUMIDITY
01:25 END TIME 32° C 77 %

| | | | | | | | | | | | | | | | | | | | |
|----|-------|----|-------|----|-------|----|-------|----|-------|----|-------|----|-------|----|-------|----|-------|----|-------|
| 1 | 1 KM | 2 | 2 KM | 3 | 3 KM | 4 | 4 KM | 5 | 5 KM | 6 | 6 KM | 7 | 7 KM | 8 | 8 KM | 9 | 9 KM | 10 | 10 KM |
| 11 | 11 KM | 12 | 12 KM | 13 | 13 KM | 14 | 14 KM | 15 | 15 KM | 16 | 16 KM | 17 | 17 KM | 18 | 18 KM | 19 | 19 KM | | |

| | | | | | | | | | | | | | | | | | | | |
|------------------------------|------------------|----|------------------|----|------------------|----|--------------------|----|--------------------|----------------------|--------------------|----|--------------------|----|--------------------|----|--------------------|----|------------------|
| 1 Toshikazu YAMANISHI | | | | | | | | | | JPN 15 Feb 96 | | | | | 1:26:34 | | | | |
| 1 | 4:32 | 2 | 4:30 | 3 | 4:28 | 4 | 4:32 | 5 | 4:26 | 6 | 4:28 | 7 | 4:20 | 8 | 4:15 | 9 | 4:15 | 10 | 4:20 |
| | 4:32 (7) | | 9:02 (4) | | 13:30 (3) | | 18:02 (22) | | 22:28 (13) | | 26:56 (10) | | 31:16 (2) | | 35:31 (1) | | 39:46 (1) | | 44:06 (1) |
| 11 | 4:20 | 12 | 4:21 | 13 | 4:19 | 14 | 4:14 | 15 | 4:08 | 16 | 4:11 | 17 | 4:11 | 18 | 4:13 | 19 | 4:14 | | |
| | 48:26 (1) | | 52:47 (1) | | 57:06 (1) | | 1:01:20 (1) | | 1:05:28 (1) | | 1:09:39 (1) | | 1:13:50 (1) | | 1:18:03 (1) | | 1:22:17 (1) | | |

| | | | | | | | | | | | | | | | | | | | |
|-------------------------|-----------|----|-----------|----|------------|----|-------------|----|-------------|----------------------|-------------|----|-------------|----|----------------|----|-------------|----|-----------|
| 2 Vasily MIZINOV | | | | | | | | | | ANA 29 Dec 97 | | | | | 1:26:49 | | | | |
| 1 | 4:35 | 2 | 4:30 | 3 | 4:28 | 4 | 4:29 | 5 | 4:28 | 6 | 4:28 | 7 | 4:23 | 8 | 4:22 | 9 | 4:18 | 10 | 4:24 |
| | 4:35 (35) | | 9:05 (34) | | 13:33 (34) | | 18:02 (27) | | 22:30 (22) | | 26:58 (18) | | 31:21 (14) | | 35:43 (11) | | 40:01 (6) | | 44:25 (7) |
| 11 | 4:19 | 12 | 4:22 | 13 | 4:18 | 14 | 4:16 | 15 | 4:16 | 16 | 4:13 | 17 | 4:16 | 18 | 4:13 | 19 | 4:07 | | |
| | 48:44 (7) | | 53:06 (6) | | 57:24 (6) | | 1:01:40 (5) | | 1:05:56 (4) | | 1:10:09 (3) | | 1:14:25 (3) | | 1:18:38 (3) | | 1:22:45 (2) | | |

| | | | | | | | | | | | | | | | | | | | |
|----------------------------|-----------|----|-----------|----|-----------|----|-------------|----|-------------|---------------------|-------------|----|-------------|----|----------------|----|-------------|----|-----------|
| 3 Perseus KARLSTRÖM | | | | | | | | | | SWE 2 May 90 | | | | | 1:27:00 | | | | |
| 1 | 4:33 | 2 | 4:30 | 3 | 4:27 | 4 | 4:30 | 5 | 4:27 | 6 | 4:29 | 7 | 4:24 | 8 | 4:20 | 9 | 4:19 | 10 | 4:24 |
| | 4:33 (9) | | 9:03 (8) | | 13:30 (5) | | 18:00 (8) | | 22:27 (4) | | 26:56 (11) | | 31:20 (7) | | 35:40 (4) | | 39:59 (2) | | 44:23 (2) |
| 11 | 4:16 | 12 | 4:20 | 13 | 4:21 | 14 | 4:16 | 15 | 4:07 | 16 | 4:09 | 17 | 4:14 | 18 | 4:22 | 19 | 4:18 | | |
| | 48:39 (2) | | 52:59 (5) | | 57:20 (2) | | 1:01:36 (2) | | 1:05:43 (2) | | 1:09:52 (2) | | 1:14:06 (2) | | 1:18:28 (2) | | 1:22:46 (3) | | |

| | | | | | | | | | | | | | | | | | | | |
|----------------------------|-----------|----|-------------|----|-------------|----|-------------|---|------------|----------------------|------------|---|------------|---|----------------|---|------------|----|-----------|
| 4 Christopher LINKE | | | | | | | | | | GER 24 Oct 88 | | | | | 1:27:19 | | | | |
| 1 | 4:34 | 2 | 4:31 | 3 | 4:27 | 4 | 4:31 | 5 | 4:26 | 6 | 4:28 | 7 | 4:25 | 8 | 4:22 | 9 | 4:23 | 10 | 4:22 |
| | 4:34 (22) | | 9:05 (30) | | 13:32 (23) | | 18:03 (29) | | 22:29 (19) | | 26:57 (14) | | 31:22 (17) | | 35:44 (14) | | 40:07 (13) | | 44:29 (8) |
| 11 | 4:21 | 17 | 4:16 | 18 | 4:15 | 19 | 4:13 | | | | | | | | | | | | |
| | 48:50 (9) | | 1:14:37 (5) | | 1:18:52 (4) | | 1:23:05 (4) | | | | | | | | | | | | |

| | | | | | | | | | | | | | | | | | | | |
|------------------------|-----------|----|-----------|----|------------|----|-------------|----|-------------|---------------------|-------------|----|-------------|----|----------------|----|-------------|----|-----------|
| 5 Salih KORKMAZ | | | | | | | | | | TUR 1 Jan 97 | | | | | 1:27:35 | | | | |
| 1 | 4:35 | 2 | 4:30 | 3 | 4:27 | 4 | 4:29 | 5 | 4:27 | 6 | 4:30 | 7 | 4:23 | 8 | 4:22 | 9 | 4:19 | 10 | 4:21 |
| | 4:35 (39) | | 9:05 (33) | | 13:32 (21) | | 18:01 (17) | | 22:28 (14) | | 26:58 (19) | | 31:21 (13) | | 35:43 (12) | | 40:02 (7) | | 44:23 (5) |
| 11 | 4:17 | 12 | 4:19 | 13 | 4:21 | 14 | 4:16 | 15 | 4:19 | 16 | 4:17 | 17 | 4:23 | 18 | 4:22 | 19 | 4:19 | | |
| | 48:40 (4) | | 52:59 (4) | | 57:20 (5) | | 1:01:36 (3) | | 1:05:55 (3) | | 1:10:12 (4) | | 1:14:35 (4) | | 1:18:57 (5) | | 1:23:16 (5) | | |

| | | | | | | | | | | | | | | | | | | | |
|---------------------|-----------|----|-----------|----|-----------|----|-------------|----|-------------|---------------------|-------------|----|-------------|----|----------------|----|-------------|----|-----------|
| 6 Koki IKEDA | | | | | | | | | | JPN 3 May 98 | | | | | 1:29:02 | | | | |
| 1 | 4:33 | 2 | 4:30 | 3 | 4:28 | 4 | 4:30 | 5 | 4:26 | 6 | 4:29 | 7 | 4:24 | 8 | 4:19 | 9 | 4:21 | 10 | 4:23 |
| | 4:33 (15) | | 9:03 (10) | | 13:31 (9) | | 18:01 (10) | | 22:27 (9) | | 26:56 (7) | | 31:20 (6) | | 35:39 (3) | | 40:00 (5) | | 44:23 (4) |
| 11 | 4:16 | 12 | 4:20 | 13 | 4:21 | 14 | 4:17 | 15 | 4:20 | 16 | 4:27 | 17 | 4:34 | 18 | 4:37 | 19 | 4:43 | | |
| | 48:39 (3) | | 52:59 (3) | | 57:20 (3) | | 1:01:37 (4) | | 1:05:57 (5) | | 1:10:24 (6) | | 1:14:58 (6) | | 1:19:35 (6) | | 1:24:18 (6) | | |

| | | | | | | | | | | | | | | | | | | | |
|-----------------------|------------|----|------------|----|------------|----|-------------|----|-------------|----------------------|-------------|----|-------------|----|----------------|----|-------------|----|------------|
| 7 Tom BOSWORTH | | | | | | | | | | GBR 17 Jan 90 | | | | | 1:29:34 | | | | |
| 1 | 4:37 | 2 | 4:32 | 3 | 4:28 | 4 | 4:29 | 5 | 4:28 | 6 | 4:27 | 7 | 4:27 | 8 | 4:25 | 9 | 4:21 | 10 | 4:20 |
| | 4:37 (51) | | 9:09 (45) | | 13:37 (42) | | 18:06 (40) | | 22:34 (34) | | 27:01 (26) | | 31:28 (23) | | 35:53 (20) | | 40:14 (16) | | 44:34 (14) |
| 11 | 4:20 | 12 | 4:22 | 13 | 4:18 | 14 | 4:17 | 15 | 4:18 | 16 | 4:38 | 17 | 4:40 | 18 | 4:43 | 19 | 4:48 | | |
| | 48:54 (12) | | 53:16 (11) | | 57:34 (8) | | 1:01:51 (6) | | 1:06:09 (6) | | 1:10:47 (7) | | 1:15:27 (7) | | 1:20:10 (7) | | 1:24:58 (7) | | |

| | | | | | | | | | | | | | | | | | | | |
|----------------------|-----------|----|-----------|----|-----------|----|--------------|----|-------------|----------------------|------------------|----|------------------|----|----------------|----|-------------|----|-----------|
| 8 Kaihua WANG | | | | | | | | | | CHN 16 Feb 94 | | | | | 1:29:52 | | | | |
| 1 | 4:33 | 2 | 4:29 | 3 | 4:28 | 4 | 4:30 | 5 | 4:27 | 6 | 4:26 | 7 | 4:21 | 8 | 4:24 | 9 | 4:21 | 10 | 4:24 |
| | 4:33 (10) | | 9:02 (3) | | 13:30 (6) | | 18:00 (4) | | 22:27 (2) | | 26:53 (1) | | 31:14 (1) | | 35:38 (2) | | 39:59 (3) | | 44:23 (3) |
| 11 | 4:21 | 12 | 4:26 | 13 | 4:29 | 14 | 4:36 | 15 | 4:33 | 16 | 4:32 | 17 | 4:39 | 18 | 4:42 | 19 | 4:41 | | |
| | 48:44 (6) | | 53:10 (8) | | 57:39 (9) | | 1:02:15 (10) | | 1:06:48 (9) | | 1:11:20 (8) | | 1:15:59 (9) | | 1:20:41 (9) | | 1:25:22 (9) | | |

| | | | | | | | | | | | | | | | | | | | |
|----------------------|------------|----|------------|----|------------|----|--------------|----|--------------|----------------------|--------------|----|-------------|----|----------------|----|-------------|----|------------|
| 9 Jiaying YIN | | | | | | | | | | CHN 16 Mar 94 | | | | | 1:29:53 | | | | |
| 1 | 4:33 | 2 | 4:31 | 3 | 4:28 | 4 | 4:30 | 5 | 4:27 | 6 | 4:28 | 7 | 4:24 | 8 | 4:23 | 9 | 4:25 | 10 | 4:25 |
| | 4:33 (18) | | 9:04 (25) | | 13:32 (19) | | 18:02 (21) | | 22:29 (20) | | 26:57 (16) | | 31:21 (15) | | 35:44 (15) | | 40:09 (14) | | 44:34 (13) |
| 11 | 4:25 | 12 | 4:28 | 13 | 4:36 | 14 | 4:29 | 15 | 4:27 | 16 | 4:29 | 17 | 4:28 | 18 | 4:32 | 19 | 4:48 | | |
| | 48:59 (13) | | 53:27 (13) | | 58:03 (13) | | 1:02:32 (12) | | 1:06:59 (10) | | 1:11:28 (10) | | 1:15:56 (8) | | 1:20:28 (8) | | 1:25:16 (8) | | |

| | | | | | | | | | | | | | | | | | | | |
|--------------------------|------------|----|-----------|----|------------|----|-------------|----|-------------|----------------------|-------------|----|--------------|----|----------------|----|--------------|----|------------|
| 10 Eiki TAKAHASHI | | | | | | | | | | JPN 19 Nov 92 | | | | | 1:30:04 | | | | |
| 1 | 4:34 | 2 | 4:30 | 3 | 4:27 | 4 | 4:30 | 5 | 4:26 | 6 | 4:29 | 7 | 4:24 | 8 | 4:22 | 9 | 4:25 | 10 | 4:22 |
| | 4:34 (23) | | 9:04 (19) | | 13:31 (10) | | 18:01 (15) | | 22:27 (10) | | 26:56 (8) | | 31:20 (10) | | 35:42 (6) | | 40:07 (10) | | 44:29 (10) |
| 11 | 4:22 | 12 | 4:23 | 13 | 4:26 | 14 | 4:30 | 15 | 4:37 | 16 | 4:34 | 17 | 4:40 | 18 | 4:40 | 19 | 4:41 | | |
| | 48:51 (11) | | 53:14 (9) | | 57:40 (10) | | 1:02:10 (8) | | 1:06:47 (8) | | 1:11:21 (9) | | 1:16:01 (10) | | 1:20:41 (10) | | 1:25:22 (10) | | |



RACE ANALYSIS
20 Kilometres Race Walk Men

| | | | | | | | | | | | | | | | | | | | | | |
|-------------------------|------------|----|------------|----|------------|----|--------------|----|--------------|-----|--------------|----------------|--------------|----|--------------|----|--------------|----|------------|--|--|
| 11 Marius ŽIŪKAS | | | | | | | | | | LTU | 29 Jun 85 | 1:30:22 | > ~ | | | | | | | | |
| 1 | 4:36 | 2 | 4:33 | 3 | 4:28 | 4 | 4:27 | 5 | 4:31 | 6 | 4:30 | 7 | 4:36 | 8 | 4:31 | 9 | 4:33 | 10 | 4:31 | | |
| | 4:36 (50) | | 9:09 (46) | | 13:37 (41) | | 18:04 (37) | | 22:35 (38) | | 27:05 (34) | | 31:41 (29) | | 36:12 (27) | | 40:45 (26) | | 45:16 (23) | | |
| 11 | 4:32 | 12 | 4:31 | 13 | 4:32 | 14 | 4:34 | 15 | 4:35 | 16 | 4:32 | 17 | 4:32 | 18 | 4:32 | 19 | 4:25 | | | | |
| | 49:48 (20) | | 54:19 (17) | | 58:51 (16) | | 1:03:25 (14) | | 1:08:00 (12) | | 1:12:32 (12) | | 1:17:04 (13) | | 1:21:36 (11) | | 1:26:01 (11) | | | | |

| | | | | | | | | | | | | | | | | | | | | | |
|----------------------------------|------------|----|------------|----|------------|----|--------------|----|--------------|-----|--------------|----------------|--------------|----|--------------|----|--------------|----|------------|--|--|
| 12 Érick Bernabé BARRONDO | | | | | | | | | | GUA | 14 Jun 91 | 1:30:40 | | | | | | | | | |
| 1 | 4:33 | 2 | 4:31 | 3 | 4:29 | 4 | 4:30 | 5 | 4:30 | 6 | 4:30 | 7 | 4:29 | 8 | 4:31 | 9 | 4:35 | 10 | 4:36 | | |
| | 4:33 (13) | | 9:04 (28) | | 13:33 (29) | | 18:03 (34) | | 22:33 (30) | | 27:03 (27) | | 31:32 (26) | | 36:03 (25) | | 40:38 (22) | | 45:14 (21) | | |
| 11 | 4:34 | 12 | 4:35 | 13 | 4:32 | 14 | 4:38 | 15 | 4:37 | 16 | 4:33 | 17 | 4:30 | 18 | 4:32 | 19 | 4:27 | | | | |
| | 49:48 (21) | | 54:23 (18) | | 58:55 (17) | | 1:03:33 (15) | | 1:08:10 (13) | | 1:12:43 (14) | | 1:17:13 (14) | | 1:21:45 (12) | | 1:26:12 (12) | | | | |

| | | | | | | | | | | | | | | | | | | | | | |
|-----------------------|------------|----|------------|----|------------|----|-------------|----|--------------|-----|--------------|----------------|--------------|----|--------------|----|--------------|----|------------|--|--|
| 13 Caio BONFIM | | | | | | | | | | BRA | 19 Mar 91 | 1:31:32 | ~ | | | | | | | | |
| 1 | 4:33 | 2 | 4:33 | 3 | 4:28 | 4 | 4:28 | 5 | 4:30 | 6 | 4:27 | 7 | 4:27 | 8 | 4:27 | 9 | 4:23 | 10 | 4:25 | | |
| | 4:33 (12) | | 9:06 (38) | | 13:34 (37) | | 18:02 (28) | | 22:32 (27) | | 26:59 (23) | | 31:26 (20) | | 35:53 (18) | | 40:16 (17) | | 44:41 (16) | | |
| 11 | 4:23 | 12 | 4:21 | 13 | 4:24 | 14 | 4:26 | 15 | 6:31 | 16 | 4:25 | 17 | 4:28 | 18 | 4:36 | 19 | 4:38 | | | | |
| | 49:04 (14) | | 53:25 (12) | | 57:49 (12) | | 1:02:15 (9) | | 1:08:46 (17) | | 1:13:11 (17) | | 1:17:39 (16) | | 1:22:15 (15) | | 1:26:53 (14) | | | | |

| | | | | | | | | | | | | | | | | | | | | | |
|-------------------------|-----------|----|-----------|----|-----------|----|--------------|----|--------------|-----|--------------|----------------|--------------|----|--------------|----|--------------|----|-----------|--|--|
| 14 Massimo STANO | | | | | | | | | | ITA | 27 Feb 92 | 1:31:36 | ~ ~ ~ | | | | | | | | |
| 1 | 4:32 | 2 | 4:31 | 3 | 4:27 | 4 | 4:30 | 5 | 4:27 | 6 | 4:28 | 7 | 4:25 | 8 | 4:20 | 9 | 4:19 | 10 | 4:24 | | |
| | 4:32 (5) | | 9:03 (9) | | 13:30 (4) | | 18:00 (3) | | 22:27 (3) | | 26:55 (4) | | 31:20 (5) | | 35:40 (5) | | 39:59 (4) | | 44:23 (6) | | |
| 11 | 4:18 | 12 | 4:18 | 13 | 4:21 | 14 | 6:23 | 15 | 4:35 | 16 | 4:35 | 17 | 4:35 | 18 | 4:39 | 19 | 4:46 | | | | |
| | 48:41 (5) | | 52:59 (2) | | 57:20 (4) | | 1:03:43 (16) | | 1:08:18 (14) | | 1:12:53 (15) | | 1:17:28 (15) | | 1:22:07 (13) | | 1:26:53 (13) | | | | |

| | | | | | | | | | | | | | | | | | | | | | |
|---------------------------|------------|----|------------|----|------------|----|--------------|----|--------------|-----|--------------|----------------|--------------|----|--------------|----|--------------|----|------------|--|--|
| 15 Dane BIRD-SMITH | | | | | | | | | | AUS | 15 Jul 92 | 1:32:11 | ~ ~ ~ | | | | | | | | |
| 1 | 4:32 | 2 | 4:30 | 3 | 4:27 | 4 | 4:30 | 5 | 4:27 | 6 | 4:29 | 7 | 4:25 | 8 | 4:22 | 9 | 4:24 | 10 | 4:23 | | |
| | 4:32 (4) | | 9:02 (2) | | 13:29 (2) | | 17:59 (1) | | 22:26 (1) | | 26:55 (3) | | 31:20 (8) | | 35:42 (7) | | 40:06 (9) | | 44:29 (11) | | |
| 11 | 4:21 | 12 | 4:25 | 13 | 4:32 | 14 | 4:39 | 15 | 4:46 | 16 | 4:53 | 17 | 4:53 | 18 | 5:10 | 19 | 5:10 | | | | |
| | 48:50 (10) | | 53:15 (10) | | 57:47 (11) | | 1:02:26 (11) | | 1:07:12 (11) | | 1:12:05 (11) | | 1:16:58 (11) | | 1:22:08 (14) | | 1:27:18 (15) | | | | |

| | | | | | | | | | | | | | | | | | | | | | |
|-------------------------|------------|----|------------|----|------------|----|--------------|----|--------------|-----|--------------|----------------|--------------|----|--------------|----|--------------|----|------------|--|--|
| 16 Kevin CAMPION | | | | | | | | | | FRA | 23 May 88 | 1:32:16 | | | | | | | | | |
| 1 | 4:34 | 2 | 4:31 | 3 | 4:28 | 4 | 4:29 | 5 | 4:27 | 6 | 4:31 | 7 | 4:31 | 8 | 4:31 | 9 | 4:36 | 10 | 4:36 | | |
| | 4:34 (31) | | 9:05 (32) | | 13:33 (28) | | 18:02 (23) | | 22:29 (21) | | 27:00 (24) | | 31:31 (24) | | 36:02 (23) | | 40:38 (23) | | 45:14 (22) | | |
| 11 | 4:34 | 12 | 5:17 | 13 | 4:32 | 14 | 4:33 | 15 | 4:38 | 16 | 4:46 | 17 | 4:53 | 18 | 4:42 | 19 | 4:40 | | | | |
| | 49:48 (19) | | 55:05 (25) | | 59:37 (23) | | 1:04:10 (19) | | 1:08:48 (18) | | 1:13:34 (20) | | 1:18:27 (19) | | 1:23:09 (18) | | 1:27:49 (17) | | | | |

| | | | | | | | | | | | | | | | | | | | | | |
|-----------------------|------------|----|------------|----|------------|----|--------------|----|--------------|-----|--------------|----------------|--------------|----|--------------|----|--------------|----|------------|--|--|
| 17 Hagen POHLE | | | | | | | | | | GER | 5 Mar 92 | 1:32:20 | | | | | | | | | |
| 1 | 4:35 | 2 | 4:31 | 3 | 4:32 | 4 | 4:31 | 5 | 4:31 | 6 | 4:31 | 7 | 4:32 | 8 | 4:36 | 9 | 4:40 | 10 | 4:37 | | |
| | 4:35 (37) | | 9:06 (36) | | 13:38 (44) | | 18:09 (43) | | 22:40 (42) | | 27:11 (37) | | 31:43 (36) | | 36:19 (31) | | 40:59 (29) | | 45:36 (27) | | |
| 11 | 4:38 | 12 | 4:37 | 13 | 4:41 | 14 | 4:39 | 15 | 4:38 | 16 | 4:40 | 17 | 4:39 | 18 | 4:45 | 19 | 4:46 | | | | |
| | 50:14 (23) | | 54:51 (21) | | 59:32 (22) | | 1:04:11 (20) | | 1:08:49 (19) | | 1:13:29 (19) | | 1:18:08 (18) | | 1:22:53 (16) | | 1:27:39 (16) | | | | |

| | | | | | | | | | | | | | | | | | | | | | |
|-------------------------|------------|----|------------|----|------------|----|--------------|----|--------------|-----|--------------|----------------|--------------|----|--------------|----|--------------|----|------------|--|--|
| 18 Andrés CHOCHO | | | | | | | | | | ECU | 4 Nov 83 | 1:32:49 | | | | | | | | | |
| 1 | 4:33 | 2 | 4:31 | 3 | 4:28 | 4 | 4:29 | 5 | 4:27 | 6 | 4:31 | 7 | 4:27 | 8 | 4:27 | 9 | 4:30 | 10 | 4:36 | | |
| | 4:33 (17) | | 9:04 (23) | | 13:32 (20) | | 18:01 (12) | | 22:28 (16) | | 26:59 (22) | | 31:26 (19) | | 35:53 (19) | | 40:23 (18) | | 44:59 (19) | | |
| 11 | 4:44 | 12 | 4:43 | 13 | 4:44 | 14 | 4:43 | 15 | 4:41 | 16 | 4:45 | 17 | 5:17 | 18 | 4:44 | 19 | 4:44 | | | | |
| | 49:43 (18) | | 54:26 (19) | | 59:10 (19) | | 1:03:53 (18) | | 1:08:34 (16) | | 1:13:19 (18) | | 1:18:36 (20) | | 1:23:20 (19) | | 1:28:04 (18) | | | | |

| | | | | | | | | | | | | | | | | | | | | | |
|--------------------------|------------|----|------------|----|--------------|----|--------------|----|--------------|-----|--------------|----------------|--------------|----|--------------|----|--------------|----|------------|--|--|
| 19 Georgiy SHEIKO | | | | | | | | | | KAZ | 20 Aug 89 | 1:32:53 | ~ > | | | | | | | | |
| 1 | 4:36 | 2 | 4:34 | 3 | 4:33 | 4 | 4:36 | 5 | 4:37 | 6 | 4:41 | 7 | 4:40 | 8 | 4:43 | 9 | 4:42 | 10 | 4:41 | | |
| | 4:36 (47) | | 9:10 (47) | | 13:43 (48) | | 18:19 (48) | | 22:56 (47) | | 27:37 (47) | | 32:17 (45) | | 37:00 (42) | | 41:42 (41) | | 46:23 (41) | | |
| 11 | 4:41 | 12 | 4:45 | 13 | 4:41 | 14 | 4:41 | 15 | 4:39 | 16 | 4:36 | 17 | 4:35 | 18 | 4:34 | 19 | 4:40 | | | | |
| | 51:04 (39) | | 55:49 (36) | | 1:00:30 (30) | | 1:05:11 (28) | | 1:09:50 (26) | | 1:14:26 (23) | | 1:19:01 (22) | | 1:23:35 (20) | | 1:28:15 (20) | | | | |

| | | | | | | | | | | | | | | | | | | | | | |
|-------------------------------|------------|----|------------|----|------------|----|--------------|----|--------------|-----|--------------|----------------|--------------|----|--------------|----|--------------|----|------------|--|--|
| 20 Julio César SALAZAR | | | | | | | | | | MEX | 8 Jul 93 | 1:33:02 | ~ ~ | | | | | | | | |
| 1 | 4:33 | 2 | 4:33 | 3 | 4:26 | 4 | 4:30 | 5 | 4:35 | 6 | 4:35 | 7 | 4:35 | 8 | 4:41 | 9 | 4:32 | 10 | 4:38 | | |
| | 4:33 (20) | | 9:06 (37) | | 13:32 (27) | | 18:02 (24) | | 22:37 (39) | | 27:12 (38) | | 31:47 (37) | | 36:28 (36) | | 41:00 (30) | | 45:38 (29) | | |
| 11 | 4:41 | 12 | 4:34 | 13 | 4:38 | 14 | 4:43 | 15 | 4:49 | 16 | 4:55 | 17 | 4:53 | 18 | 4:55 | 19 | 4:51 | | | | |
| | 50:19 (24) | | 54:53 (22) | | 59:31 (21) | | 1:04:14 (21) | | 1:09:03 (21) | | 1:13:58 (21) | | 1:18:51 (21) | | 1:23:46 (21) | | 1:28:37 (21) | | | | |

| | | | | | | | | | | | | | | | | | | | | | |
|----------------------------|------------|----|------------|----|------------|----|--------------|----|--------------|-----|--------------|----------------|--------------|----|--------------|----|--------------|----|------------|--|--|
| 21 Byeongkwang CHOE | | | | | | | | | | KOR | 7 Apr 91 | 1:33:10 | | | | | | | | | |
| 1 | 4:32 | 2 | 4:31 | 3 | 4:28 | 4 | 4:30 | 5 | 4:26 | 6 | 4:29 | 7 | 4:25 | 8 | 4:31 | 9 | 4:31 | 10 | 4:40 | | |
| | 4:32 (2) | | 9:03 (11) | | 13:31 (12) | | 18:01 (18) | | 22:27 (11) | | 26:56 (13) | | 31:21 (16) | | 35:52 (17) | | 40:23 (19) | | 45:03 (20) | | |
| 11 | 4:46 | 12 | 4:51 | 13 | 4:51 | 14 | 4:53 | 15 | 4:54 | 16 | 4:49 | 17 | 4:54 | 18 | 4:49 | 19 | 4:47 | | | | |
| | 49:49 (22) | | 54:40 (20) | | 59:31 (20) | | 1:04:24 (22) | | 1:09:18 (23) | | 1:14:07 (22) | | 1:19:01 (23) | | 1:23:50 (22) | | 1:28:37 (22) | | | | |

| | | | | | | | | | | | | | | | | | | | | | |
|-------------------------|------------|----|------------|----|------------|----|--------------|----|--------------|-----|--------------|----------------|--------------|----|--------------|----|--------------|----|------------|--|--|
| 22 Álvaro MARTÍN | | | | | | | | | | ESP | 18 Jun 94 | 1:33:20 | | | | | | | | | |
| 1 | 4:32 | 2 | 4:30 | 3 | 4:29 | 4 | 4:29 | 5 | 4:27 | 6 | 4:29 | 7 | 4:24 | 8 | 4:23 | 9 | 4:24 | 10 | 4:37 | | |
| | 4:32 (3) | | 9:02 (5) | | 13:31 (8) | | 18:00 (7) | | 22:27 (8) | | 26:56 (6) | | 31:20 (9) | | 35:43 (8) | | 40:07 (11) | | 44:44 (17) | | |
| 11 | 4:48 | 12 | 4:47 | 13 | 4:43 | 14 | 4:42 | 15 | 4:41 | 16 | 4:45 | 17 | 4:51 | 18 | 5:01 | 19 | 5:09 | | | | |
| | 49:32 (17) | | 54:19 (16) | | 59:02 (18) | | 1:03:44 (17) | | 1:08:25 (15) | | 1:13:10 (16) | | 1:18:01 (17) | | 1:23:02 (17) | | 1:28:11 (19) | | | | |



RACE ANALYSIS
20 Kilometres Race Walk Men

| | | | | | | | | | | | | | | | | | | | |
|---------------------------------|------------------|----|------------|----|--------------|----|--------------|----|--------------|-----|--------------|----------------|--------------|----|--------------|----|--------------|----|------------|
| 23 Brian Daniel PINTADO | | | | | | | | | | ECU | 29 Jul 95 | 1:33:48 | | | | | | | |
| 1 | 4:32 | 2 | 4:32 | 3 | 4:31 | 4 | 4:32 | 5 | 4:30 | 6 | 4:33 | 7 | 4:32 | 8 | 4:35 | 9 | 4:48 | 10 | 4:45 |
| | 4:32 (11) | | 9:04 (21) | | 13:35 (40) | | 18:07 (42) | | 22:37 (40) | | 27:10 (36) | | 31:42 (34) | | 36:17 (30) | | 41:05 (34) | | 45:50 (34) |
| 11 | 4:30 | 12 | 4:34 | 13 | 4:54 | 14 | 5:04 | 15 | 4:52 | 16 | 5:03 | 17 | 4:52 | 18 | 4:49 | 19 | 4:52 | | |
| | 50:20 (25) | | 54:54 (23) | | 59:48 (24) | | 1:04:52 (25) | | 1:09:44 (25) | | 1:14:47 (26) | | 1:19:39 (26) | | 1:24:28 (23) | | 1:29:20 (23) | | |
| 24 Gabriel BORDIER | | | | | | | | | | FRA | 8 Oct 97 | 1:34:06 | | | | | | | |
| 1 | 4:35 | 2 | 4:33 | 3 | 4:29 | 4 | 4:29 | 5 | 4:29 | 6 | 4:30 | 7 | 4:37 | 8 | 4:35 | 9 | 4:39 | 10 | 4:41 |
| | 4:35 (42) | | 9:08 (43) | | 13:37 (43) | | 18:06 (41) | | 22:35 (37) | | 27:05 (33) | | 31:42 (31) | | 36:17 (28) | | 40:56 (27) | | 45:37 (28) |
| 11 | 4:43 | 12 | 4:44 | 13 | 4:56 | 14 | 4:50 | 15 | 4:49 | 16 | 4:55 | 17 | 5:05 | 18 | 4:52 | 19 | 4:56 | | |
| | 50:20 (27) | | 55:04 (24) | | 1:00:00 (26) | | 1:04:50 (24) | | 1:09:39 (24) | | 1:14:34 (24) | | 1:19:39 (25) | | 1:24:31 (24) | | 1:29:27 (24) | | |
| 25 Matteo GIUPPONI | | | | | | | | | | ITA | 8 Oct 88 | 1:34:29 | | | | | | | |
| 1 | 4:34 | 2 | 4:30 | 3 | 4:28 | 4 | 4:29 | 5 | 4:29 | 6 | 4:35 | 7 | 4:37 | 8 | 4:37 | 9 | 4:41 | 10 | 4:46 |
| | 4:34 (27) | | 9:04 (20) | | 13:32 (24) | | 18:01 (19) | | 22:30 (23) | | 27:05 (31) | | 31:42 (32) | | 36:19 (32) | | 41:00 (31) | | 45:46 (32) |
| 11 | 4:49 | 12 | 4:47 | 13 | 4:50 | 14 | 4:48 | 15 | 4:52 | 16 | 4:55 | 17 | 4:51 | 18 | 5:00 | 19 | 4:57 | | |
| | 50:35 (32) | | 55:22 (26) | | 1:00:12 (27) | | 1:05:00 (26) | | 1:09:52 (27) | | 1:14:47 (25) | | 1:19:38 (24) | | 1:24:38 (25) | | 1:29:35 (25) | | |
| 26 Miguel Ángel LÓPEZ | | | | | | | | | | ESP | 3 Jul 88 | 1:35:00 | | | | | | | |
| 1 | 4:33 | 2 | 4:30 | 3 | 4:29 | 4 | 4:31 | 5 | 4:30 | 6 | 4:32 | 7 | 4:37 | 8 | 4:35 | 9 | 4:43 | 10 | 4:47 |
| | 4:33 (19) | | 9:03 (17) | | 13:32 (46) | | 18:03 (31) | | 22:33 (31) | | 27:05 (32) | | 31:42 (30) | | 36:17 (29) | | 41:00 (32) | | 45:47 (33) |
| 11 | 4:50 | 12 | 4:53 | 13 | 4:55 | 14 | 4:55 | 15 | 4:57 | 16 | 4:57 | 17 | 5:00 | 18 | 5:03 | 19 | 5:03 | | |
| | 50:37 (33) | | 55:30 (30) | | 1:00:25 (29) | | 1:05:20 (29) | | 1:10:17 (28) | | 1:15:14 (29) | | 1:20:14 (28) | | 1:25:17 (27) | | 1:30:20 (26) | | |
| 27 Irfan KOLOTHUM THODI | | | | | | | | | | IND | 8 Feb 90 | 1:35:21 | | | | | | | |
| 1 | 4:34 | 2 | 4:30 | 3 | 4:28 | 4 | 4:31 | 5 | 4:29 | 6 | 4:28 | 7 | 4:31 | 8 | 4:40 | 9 | 4:46 | 10 | 4:45 |
| | 4:34 (33) | | 9:04 (22) | | 13:32 (25) | | 18:03 (32) | | 22:32 (29) | | 27:00 (25) | | 31:31 (25) | | 36:11 (26) | | 40:57 (28) | | 45:42 (30) |
| 11 | 4:52 | 12 | 4:55 | 13 | 4:56 | 14 | 4:55 | 15 | 4:57 | 16 | 4:56 | 17 | 5:00 | 18 | 5:04 | 19 | 5:03 | | |
| | 50:34 (31) | | 55:29 (28) | | 1:00:25 (28) | | 1:05:20 (30) | | 1:10:17 (29) | | 1:15:13 (28) | | 1:20:13 (27) | | 1:25:17 (26) | | 1:30:20 (27) | | |
| 28 Ivan LOSEV | | | | | | | | | | UKR | 26 Jan 86 | 1:35:42 | | | | | | | |
| 1 | 4:35 | 2 | 4:31 | 3 | 4:28 | 4 | 4:29 | 5 | 4:29 | 6 | 4:32 | 7 | 4:39 | 8 | 4:41 | 9 | 4:44 | 10 | 4:48 |
| | 4:35 (38) | | 9:06 (39) | | 13:34 (35) | | 18:03 (33) | | 22:32 (26) | | 27:04 (29) | | 31:43 (35) | | 36:24 (34) | | 41:08 (35) | | 45:56 (35) |
| 11 | 4:54 | 12 | 4:49 | 13 | 4:53 | 14 | 4:57 | 15 | 4:54 | 16 | 4:57 | 17 | 5:03 | 18 | 5:03 | 19 | 5:04 | | |
| | 50:50 (34) | | 55:39 (33) | | 1:00:32 (31) | | 1:05:29 (31) | | 1:10:23 (30) | | 1:15:20 (30) | | 1:20:23 (29) | | 1:25:26 (28) | | 1:30:30 (28) | | |
| 29 Luis Henry CAMPOS | | | | | | | | | | PER | 10 Nov 95 | 1:37:20 | | | | | | | |
| 1 | 4:36 | 2 | 4:33 | 3 | 4:26 | 4 | 4:29 | 5 | 4:29 | 6 | 4:31 | 7 | 4:38 | 8 | 4:38 | 9 | 4:41 | 10 | 4:41 |
| | 4:36 (46) | | 9:09 (44) | | 13:35 (39) | | 18:04 (38) | | 22:33 (32) | | 27:04 (28) | | 31:42 (33) | | 36:20 (33) | | 41:01 (33) | | 45:42 (31) |
| 11 | 4:50 | 12 | 4:58 | 13 | 5:05 | 14 | 5:08 | 15 | 5:13 | 16 | 5:06 | 17 | 5:47 | 18 | 5:39 | 19 | 5:09 | | |
| | 50:32 (29) | | 55:30 (31) | | 1:00:35 (32) | | 1:05:43 (33) | | 1:10:56 (32) | | 1:16:02 (31) | | 1:21:49 (32) | | 1:27:28 (32) | | 1:32:37 (30) | | |
| 30 Viktor SHUMIK | | | | | | | | | | UKR | 21 May 98 | 1:37:23 | | | | | | | |
| 1 | 4:36 | 2 | 4:34 | 3 | 4:28 | 4 | 4:36 | 5 | 4:36 | 6 | 4:38 | 7 | 4:39 | 8 | 4:40 | 9 | 4:42 | 10 | 4:48 |
| | 4:36 (48) | | 9:10 (48) | | 13:38 (45) | | 18:14 (45) | | 22:50 (44) | | 27:28 (41) | | 32:07 (42) | | 36:47 (38) | | 41:29 (39) | | 46:17 (38) |
| 11 | 4:47 | 12 | 4:58 | 13 | 4:57 | 14 | 5:03 | 15 | 5:09 | 16 | 5:13 | 17 | 5:06 | 18 | 5:10 | 19 | 5:27 | | |
| | 51:04 (38) | | 56:02 (38) | | 1:00:59 (36) | | 1:06:02 (34) | | 1:11:11 (33) | | 1:16:24 (33) | | 1:21:30 (30) | | 1:26:40 (29) | | 1:32:07 (29) | | |
| 31 Alex WRIGHT | | | | | | | | | | IRL | 19 Dec 90 | 1:37:33 | | | | | | | |
| 1 | 4:35 | 2 | 4:30 | 3 | 4:28 | 4 | 4:31 | 5 | 4:30 | 6 | 4:31 | 7 | 4:36 | 8 | 4:44 | 9 | 4:49 | 10 | 4:51 |
| | 4:35 (34) | | 9:05 (35) | | 13:33 (33) | | 18:04 (35) | | 22:34 (33) | | 27:05 (30) | | 31:41 (28) | | 36:25 (35) | | 41:14 (36) | | 46:05 (36) |
| 11 | 4:55 | 12 | 5:01 | 13 | 5:00 | 14 | 5:10 | 15 | 5:16 | 16 | 5:11 | 17 | 5:16 | 18 | 5:28 | 19 | 5:19 | | |
| | 51:00 (36) | | 56:01 (37) | | 1:01:01 (37) | | 1:06:11 (37) | | 1:11:27 (34) | | 1:16:38 (34) | | 1:21:54 (33) | | 1:27:22 (30) | | 1:32:41 (31) | | |
| 32 Dawid TOMALA | | | | | | | | | | POL | 27 Aug 89 | 1:38:15 | | | | | | | |
| 1 | 4:32 | 2 | 4:31 | 3 | 4:27 | 4 | 4:31 | 5 | 4:27 | 6 | 4:30 | 7 | 4:30 | 8 | 4:34 | 9 | 4:37 | 10 | 4:50 |
| | 4:32 (6) | | 9:03 (7) | | 13:30 (7) | | 18:01 (11) | | 22:28 (15) | | 26:58 (17) | | 31:28 (22) | | 36:02 (24) | | 40:39 (24) | | 45:29 (25) |
| 11 | 5:03 | 12 | 5:08 | 13 | 5:21 | 14 | 5:28 | 15 | 5:36 | 16 | 5:27 | 17 | 5:16 | 18 | 5:21 | 19 | 5:12 | | |
| | 50:32 (28) | | 55:40 (34) | | 1:01:01 (38) | | 1:06:29 (38) | | 1:12:05 (37) | | 1:17:32 (36) | | 1:22:48 (35) | | 1:28:09 (33) | | 1:33:21 (32) | | |
| 33 Samuel Ireri GATHIMBA | | | | | | | | | | KEN | 26 Oct 87 | 1:40:45 | | | | | | | |
| 1 | 4:34 | 2 | 4:29 | 3 | 4:28 | 4 | 4:30 | 5 | 4:27 | 6 | 4:29 | 7 | 4:25 | 8 | 4:32 | 9 | 4:46 | 10 | 4:54 |
| | 4:34 (25) | | 9:03 (16) | | 13:31 (15) | | 18:01 (16) | | 22:28 (18) | | 26:57 (15) | | 31:22 (18) | | 35:54 (22) | | 40:40 (25) | | 45:34 (26) |
| 11 | 5:00 | 12 | 5:04 | 13 | 5:13 | 14 | 5:18 | 15 | 5:26 | 16 | 5:30 | 17 | 5:30 | 18 | 5:35 | 19 | 6:00 | | |
| | 50:34 (30) | | 55:38 (32) | | 1:00:51 (35) | | 1:06:09 (35) | | 1:11:35 (35) | | 1:17:05 (35) | | 1:22:35 (34) | | 1:28:10 (34) | | 1:34:10 (34) | | |
| 34 Eduard ZABUZHENKO | | | | | | | | | | UKR | 18 Apr 98 | 1:41:04 | | | | | | | |
| 1 | 4:37 | 2 | 4:34 | 3 | 4:33 | 4 | 4:32 | 5 | 4:34 | 6 | 4:38 | 7 | 4:40 | 8 | 4:39 | 9 | 4:42 | 10 | 4:37 |
| | 4:37 (52) | | 9:11 (51) | | 13:44 (51) | | 18:16 (46) | | 22:50 (43) | | 27:28 (42) | | 32:08 (43) | | 36:47 (39) | | 41:29 (38) | | 46:06 (37) |
| 11 | 4:50 | 12 | 4:47 | 13 | 4:59 | 14 | 5:00 | 15 | 5:13 | 16 | 5:08 | 17 | 5:28 | 18 | 5:55 | 19 | 6:22 | | |
| | 50:56 (35) | | 55:43 (35) | | 1:00:42 (34) | | 1:05:42 (32) | | 1:10:55 (31) | | 1:16:03 (32) | | 1:21:31 (31) | | 1:27:26 (31) | | 1:33:48 (33) | | |



RACE ANALYSIS
20 Kilometres Race Walk Men

35 Diego GARCÍA ESP 19 Jan 96 **1:41:14**

| | | | | | | | | | | | | | | | | | | | |
|----|------------|----|------------|----|--------------|----|--------------|----|--------------|----|--------------|----|--------------|----|--------------|----|--------------|----|------------|
| 1 | 4:34 | 2 | 4:29 | 3 | 4:28 | 4 | 4:30 | 5 | 4:27 | 6 | 4:28 | 7 | 4:25 | 8 | 4:24 | 9 | 4:38 | 10 | 5:02 |
| | 4:34 (29) | | 9:03 (12) | | 13:31 (13) | | 18:01 (13) | | 22:28 (12) | | 26:56 (12) | | 31:21 (12) | | 35:45 (16) | | 40:23 (21) | | 45:25 (24) |
| 11 | 4:55 | 12 | 5:04 | 13 | 5:16 | 14 | 5:31 | 15 | 5:46 | 16 | 5:42 | 17 | 5:49 | 18 | 5:58 | 19 | 5:53 | | |
| | 50:20 (26) | | 55:24 (27) | | 1:00:40 (33) | | 1:06:11 (36) | | 1:11:57 (36) | | 1:17:39 (37) | | 1:23:28 (36) | | 1:29:26 (35) | | 1:35:19 (35) | | |

36 Devender SINGH IND 5 Dec 83 **1:41:48**

| | | | | | | | | | | | | | | | | | | | |
|----|------------|----|------------|----|--------------|----|--------------|----|--------------|----|--------------|----|--------------|----|--------------|----|--------------|----|------------|
| 1 | 4:35 | 2 | 4:29 | 3 | 4:30 | 4 | 4:37 | 5 | 4:42 | 6 | 4:59 | 7 | 4:53 | 8 | 5:00 | 9 | 5:13 | 10 | 5:02 |
| | 4:35 (40) | | 9:04 (26) | | 13:34 (36) | | 18:11 (44) | | 22:53 (46) | | 27:52 (48) | | 32:45 (47) | | 37:45 (45) | | 42:58 (45) | | 48:00 (45) |
| 11 | 4:56 | 12 | 5:09 | 13 | 5:22 | 14 | 5:11 | 15 | 5:20 | 16 | 5:31 | 17 | 5:37 | 18 | 5:37 | 19 | 5:41 | | |
| | 52:56 (43) | | 58:05 (41) | | 1:03:27 (40) | | 1:08:38 (40) | | 1:13:58 (39) | | 1:19:29 (39) | | 1:25:06 (38) | | 1:30:43 (36) | | 1:36:24 (36) | | |

37 Hyunsub KIM KOR 31 May 85 **1:42:13**

| | | | | | | | | | | | | | | | | | | | |
|----|------------|----|------------|----|--------------|----|--------------|----|--------------|----|--------------|----|--------------|----|--------------|----|--------------|----|------------|
| 1 | 4:35 | 2 | 4:33 | 3 | 4:35 | 4 | 4:42 | 5 | 4:53 | 6 | 4:58 | 7 | 4:59 | 8 | 5:01 | 9 | 5:02 | 10 | 5:02 |
| | 4:35 (36) | | 9:08 (42) | | 13:43 (46) | | 18:25 (50) | | 23:18 (49) | | 28:16 (51) | | 33:15 (51) | | 38:16 (48) | | 43:18 (47) | | 48:20 (46) |
| 11 | 5:11 | 12 | 5:13 | 13 | 5:16 | 14 | 5:21 | 15 | 5:28 | 16 | 5:28 | 17 | 5:23 | 18 | 5:31 | 19 | 5:32 | | |
| | 53:31 (45) | | 58:44 (43) | | 1:04:00 (42) | | 1:09:21 (42) | | 1:14:49 (40) | | 1:20:17 (40) | | 1:25:40 (39) | | 1:31:11 (37) | | 1:36:43 (37) | | |

38 Wayne SNYMAN RSA 8 Mar 85 **1:43:57**

| | | | | | | | | | | | | | | | | | | | |
|----|------------|----|------------|----|--------------|----|--------------|----|--------------|----|--------------|----|--------------|----|--------------|----|--------------|----|------------|
| 1 | 4:33 | 2 | 4:31 | 3 | 4:29 | 4 | 4:30 | 5 | 4:32 | 6 | 4:35 | 7 | 4:41 | 8 | 4:59 | 9 | 5:10 | 10 | 5:13 |
| | 4:33 (14) | | 9:04 (27) | | 13:33 (32) | | 18:03 (30) | | 22:35 (36) | | 27:10 (35) | | 31:51 (38) | | 36:50 (41) | | 42:00 (42) | | 47:13 (42) |
| 11 | 5:18 | 12 | 5:30 | 13 | 5:26 | 14 | 5:36 | 15 | 5:57 | 16 | 5:58 | 17 | 5:47 | 18 | 5:56 | 19 | 5:43 | | |
| | 52:31 (41) | | 58:01 (40) | | 1:03:27 (41) | | 1:09:03 (41) | | 1:15:00 (41) | | 1:20:58 (41) | | 1:26:45 (40) | | 1:32:41 (39) | | 1:38:24 (39) | | |

39 Moacir ZIMMERMANN BRA 30 Dec 83 **1:44:16**

| | | | | | | | | | | | | | | | | | | | |
|----|------------|----|--------------|----|--------------|----|--------------|----|--------------|----|--------------|----|--------------|----|--------------|----|--------------|----|------------|
| 1 | 4:35 | 2 | 4:37 | 3 | 4:38 | 4 | 4:45 | 5 | 4:44 | 6 | 4:48 | 7 | 5:03 | 8 | 5:08 | 9 | 5:13 | 10 | 5:12 |
| | 4:35 (43) | | 9:12 (52) | | 13:50 (52) | | 18:35 (52) | | 23:19 (50) | | 28:07 (49) | | 33:10 (49) | | 38:18 (49) | | 43:31 (49) | | 48:43 (49) |
| 11 | 7:19 | 12 | 5:25 | 13 | 5:17 | 14 | 5:24 | 15 | 5:24 | 16 | 5:24 | 17 | 5:17 | 18 | 5:23 | 19 | 5:19 | | |
| | 56:02 (48) | | 1:01:27 (46) | | 1:06:44 (44) | | 1:12:08 (43) | | 1:17:32 (42) | | 1:22:56 (42) | | 1:28:13 (41) | | 1:33:36 (40) | | 1:38:55 (40) | | |

40 Aliaksandr LIAKHOVICH BLR 4 Jul 89 **1:44:25**

| | | | | | | | | | | | | | | | | | | | |
|----|------------|----|------------|----|--------------|----|--------------|----|--------------|----|--------------|----|--------------|----|--------------|----|--------------|----|------------|
| 1 | 4:36 | 2 | 4:35 | 3 | 4:32 | 4 | 4:33 | 5 | 4:34 | 6 | 4:39 | 7 | 4:39 | 8 | 4:39 | 9 | 4:45 | 10 | 4:47 |
| | 4:36 (45) | | 9:11 (49) | | 13:43 (47) | | 18:16 (47) | | 22:50 (45) | | 27:29 (45) | | 32:08 (44) | | 36:47 (40) | | 41:32 (40) | | 46:19 (40) |
| 11 | 4:53 | 12 | 5:00 | 13 | 5:08 | 14 | 5:20 | 15 | 5:36 | 16 | 6:04 | 17 | 6:15 | 18 | 7:15 | 19 | 6:33 | | |
| | 51:12 (40) | | 56:12 (39) | | 1:01:20 (39) | | 1:06:40 (39) | | 1:12:16 (38) | | 1:18:20 (38) | | 1:24:35 (37) | | 1:31:50 (38) | | 1:38:23 (38) | | |

José Mauricio ARTEAGA ECU 8 Aug 88 **DNF**

| | | | | | | | | | | | | | | | | | | | |
|---|-----------|---|-----------|---|------------|---|------------|---|------------|---|------------|---|------------|---|------------|---|------------|----|------------|
| 1 | 4:34 | 2 | 4:29 | 3 | 4:28 | 4 | 4:33 | 5 | 5:01 | 6 | 4:23 | 7 | 4:35 | 8 | 4:42 | 9 | 4:42 | 10 | 4:52 |
| | 4:34 (24) | | 9:03 (14) | | 13:31 (17) | | 18:04 (36) | | 23:05 (48) | | 27:28 (43) | | 32:03 (39) | | 36:45 (37) | | 41:27 (37) | | 46:19 (39) |

Carlos SÁNCHEZ CANTERA MEX 19 May 85 **DNF**

| | | | | | | | | | | | | | | | | | | | |
|---|-----------|---|-----------|---|------------|---|------------|---|------------|---|------------|---|------------|---|------------|---|------------|--|--|
| 1 | 4:33 | 2 | 4:30 | 3 | 4:28 | 4 | 4:30 | 5 | 4:33 | 6 | 4:55 | 7 | 5:16 | 8 | 5:31 | 9 | 12:07 | | |
| | 4:33 (16) | | 9:03 (15) | | 13:31 (16) | | 18:01 (20) | | 22:34 (35) | | 27:29 (44) | | 32:45 (48) | | 38:16 (47) | | 50:23 (52) | | |

Rhydian COWLEY AUS 4 Jan 91 **DNF**

| | | | | | | | | | | | | | | | | | | | |
|----|------------|----|------------|---|------------|---|-----------|---|------------|---|------------|---|------------|---|------------|---|------------|----|------------|
| 1 | 4:35 | 2 | 4:30 | 3 | 4:26 | 4 | 4:29 | 5 | 4:31 | 6 | 4:41 | 7 | 4:52 | 8 | 5:02 | 9 | 5:09 | 10 | 5:22 |
| | 4:35 (41) | | 9:05 (31) | | 13:31 (11) | | 18:00 (6) | | 22:31 (25) | | 27:12 (39) | | 32:04 (40) | | 37:06 (43) | | 42:15 (43) | | 47:37 (43) |
| 11 | 5:14 | 12 | 5:39 | | | | | | | | | | | | | | | | |
| | 52:51 (42) | | 58:30 (42) | | | | | | | | | | | | | | | | |

José María RAYMUNDO GUA 1 Sep 93 **DNF**

| | | | | | | | | | | | | | | | | | | | |
|---|-----------|---|-----------|---|------------|---|------------|---|------------|---|------------|---|------------|---|------------|---|------------|----|------------|
| 1 | 4:36 | 2 | 4:35 | 3 | 4:33 | 4 | 4:41 | 5 | 4:55 | 6 | 5:21 | 7 | 5:25 | 8 | 5:07 | 9 | 5:21 | 10 | 5:33 |
| | 4:36 (49) | | 9:11 (50) | | 13:44 (50) | | 18:25 (49) | | 23:20 (51) | | 28:41 (52) | | 34:06 (52) | | 39:13 (51) | | 44:34 (50) | | 50:07 (51) |

Richard VARGAS VEN 28 Dec 94 **DNF**

| | | | | | | | | | | | | | | | | | | | |
|----|------------|---|-----------|---|------------|---|------------|---|------------|---|------------|---|------------|---|------------|---|------------|----|------------|
| 1 | 4:34 | 2 | 4:31 | 3 | 4:27 | 4 | 4:29 | 5 | 4:31 | 6 | 4:41 | 7 | 4:53 | 8 | 5:08 | 9 | 5:11 | 10 | 5:12 |
| | 4:34 (30) | | 9:05 (29) | | 13:32 (18) | | 18:01 (14) | | 22:32 (28) | | 27:13 (40) | | 32:06 (41) | | 37:14 (44) | | 42:25 (44) | | 47:37 (44) |
| 11 | 5:26 | | | | | | | | | | | | | | | | | | |
| | 53:03 (44) | | | | | | | | | | | | | | | | | | |

Zelin CAI CHN 11 Apr 91 **DNF**

| | | | | | | | | | | | | | | | | | | | |
|----|------------|----|------------|----|------------|----|--------------|----|--------------|----|--------------|---|------------|---|------------|---|------------|----|------------|
| 1 | 4:33 | 2 | 4:30 | 3 | 4:28 | 4 | 4:29 | 5 | 4:27 | 6 | 4:29 | 7 | 4:25 | 8 | 4:23 | 9 | 4:23 | 10 | 4:27 |
| | 4:33 (8) | | 9:03 (6) | | 13:31 (14) | | 18:00 (5) | | 22:27 (6) | | 26:56 (5) | | 31:21 (11) | | 35:44 (13) | | 40:07 (12) | | 44:34 (12) |
| 11 | 4:35 | 12 | 4:41 | 13 | 4:36 | 14 | 4:50 | 15 | 5:46 | 16 | 5:45 | | | | | | | | |
| | 49:09 (15) | | 53:50 (14) | | 58:26 (14) | | 1:03:16 (13) | | 1:09:02 (20) | | 1:14:47 (27) | | | | | | | | |

Nils BREMBACH GER 23 Feb 93 **DNF**

| | | | | | | | | | | | | | | | | | | | |
|----|------------|----|------------|----|------------|----|--------------|---|------------|---|------------|---|------------|---|------------|---|------------|----|------------|
| 1 | 4:34 | 2 | 4:30 | 3 | 4:29 | 4 | 4:29 | 5 | 4:28 | 6 | 4:29 | 7 | 4:27 | 8 | 4:28 | 9 | 4:29 | 10 | 4:33 |
| | 4:34 (28) | | 9:04 (24) | | 13:33 (31) | | 18:02 (25) | | 22:30 (24) | | 26:59 (20) | | 31:26 (21) | | 35:54 (21) | | 40:23 (20) | | 44:56 (18) |
| 11 | 4:34 | 12 | 4:38 | 13 | 4:43 | 14 | 6:15 | | | | | | | | | | | | |
| | 49:30 (16) | | 54:08 (15) | | 58:51 (15) | | 1:05:06 (27) | | | | | | | | | | | | |



RACE ANALYSIS
20 Kilometres Race Walk Men

José Alejandro BARRONDO

GUA 16 Sep 96

DQ 230.7(c) ~

| | | | | | | | | | | | | | | | | | | | |
|---|-----------|---|-----------|---|------------|---|-----------|---|-----------|---|------------|---|------------|---|------------|---|------------|----|------------|
| 1 | 4:34 | 2 | 4:30 | 3 | 4:28 | 4 | 4:29 | 5 | 4:26 | 6 | 4:32 | 7 | 4:39 | 8 | 7:02 | 9 | 4:48 | 10 | 5:15 |
| | 4:34 (21) | | 9:04 (18) | | 13:32 (22) | | 18:01 (9) | | 22:27 (5) | | 26:59 (21) | | 31:38 (27) | | 38:40 (50) | | 43:28 (48) | | 48:43 (48) |

Callum WILKINSON

GBR 14 Mar 97

DQ 230.7(c) ~ ~ ~

| | | | | | | | | | | | | | | | | | | | |
|----|-----------|----|-----------|----|------------|----|-------------|----|-------------|----|--------------|----|--------------|---|------------|---|-----------|----|-----------|
| 1 | 4:34 | 2 | 4:29 | 3 | 4:30 | 4 | 4:29 | 5 | 4:26 | 6 | 4:25 | 7 | 4:27 | 8 | 4:23 | 9 | 4:23 | 10 | 4:23 |
| | 4:34 (26) | | 9:03 (13) | | 13:33 (30) | | 18:02 (26) | | 22:28 (17) | | 26:53 (2) | | 31:20 (3) | | 35:43 (10) | | 40:06 (8) | | 44:29 (9) |
| 11 | 4:21 | 12 | 4:20 | 13 | 4:21 | 14 | 4:21 | 15 | 4:22 | 16 | 6:26 | 17 | 4:20 | | | | | | |
| | 48:50 (8) | | 53:10 (7) | | 57:31 (7) | | 1:01:52 (7) | | 1:06:14 (7) | | 1:12:40 (13) | | 1:17:00 (12) | | | | | | |

José LEYVER

MEX 12 Nov 85

DQ 230.7(c) ~ ~ ~

| | | | | | | | | | | | | | | | | | | | |
|----|------------|----|------------|----|--------------|---|------------|---|------------|---|------------|---|------------|---|------------|---|------------|----|------------|
| 1 | 4:36 | 2 | 4:30 | 3 | 4:38 | 4 | 4:48 | 5 | 4:49 | 6 | 4:52 | 7 | 5:02 | 8 | 6:57 | 9 | 4:36 | 10 | 4:44 |
| | 4:36 (44) | | 9:06 (40) | | 13:44 (49) | | 18:32 (51) | | 23:21 (52) | | 28:13 (50) | | 33:15 (50) | | 40:12 (52) | | 44:48 (51) | | 49:32 (50) |
| 11 | 4:57 | 12 | 5:03 | 13 | 5:11 | | | | | | | | | | | | | | |
| | 54:29 (46) | | 59:32 (44) | | 1:04:43 (43) | | | | | | | | | | | | | | |

José Carlos MAMANI

PER 20 Dec 98

DQ 230.7(c) ~ ~ >

| | | | | | | | | | | | | | | | | | | | |
|----|------------|----|--------------|---|------------|---|------------|---|------------|---|------------|---|------------|---|------------|---|------------|----|------------|
| 1 | 4:34 | 2 | 4:32 | 3 | 4:28 | 4 | 4:31 | 5 | 4:35 | 6 | 4:55 | 7 | 5:09 | 8 | 5:03 | 9 | 5:20 | 10 | 5:19 |
| | 4:34 (32) | | 9:06 (41) | | 13:34 (38) | | 18:05 (39) | | 22:40 (41) | | 27:35 (46) | | 32:44 (46) | | 37:47 (46) | | 43:07 (46) | | 48:26 (47) |
| 11 | 7:25 | 12 | 5:31 | | | | | | | | | | | | | | | | |
| | 55:51 (47) | | 1:01:22 (45) | | | | | | | | | | | | | | | | |

Jhon Alexander CASTAÑEDA

COL 19 Feb 92

DQ 230.7(c) > > >

| | | | | | | | | | | | | | | | | | | | |
|----|------------|----|------------|----|------------|----|--------------|----|--------------|---|-----------|---|-----------|---|-----------|---|------------|----|------------|
| 1 | 4:33 | 2 | 4:29 | 3 | 4:27 | 4 | 4:31 | 5 | 4:27 | 6 | 4:29 | 7 | 4:24 | 8 | 4:23 | 9 | 4:26 | 10 | 4:25 |
| | 4:33 (11) | | 9:02 (1) | | 13:29 (1) | | 18:00 (2) | | 22:27 (7) | | 26:56 (9) | | 31:20 (4) | | 35:43 (9) | | 40:09 (15) | | 44:34 (15) |
| 11 | 6:30 | 12 | 4:25 | 13 | 4:21 | 14 | 4:36 | 15 | 4:38 | | | | | | | | | | |
| | 51:04 (37) | | 55:29 (29) | | 59:50 (25) | | 1:04:26 (23) | | 1:09:04 (22) | | | | | | | | | | |

Evan DUNFEE

CAN 28 Sep 90

DNS ~ ~ ~

Giorgio RUBINO

ITA 15 Apr 86

DNS

| | |
|-------------|--|
| NOTE | BIB 1112 (Massimo STANO) - 120sec Penalty Zone BIB 318 (Caio BONFIM) - 120sec Penalty Zone BIB 338 (Moacir ZIMMERMANN) - 120sec Penalty Zone IAAF Rule 230.7(c) - Fourth red card |
|-------------|--|



RESULTS



50 Kilometres Race Walk Men - Final

| RECORDS | RESULT NAME | COUNTRY | AGE | VENUE | DATE |
|--------------------------------|---------------------------|-------------------------|-----------------------|---------------------|-------------|
| World Record WR | 3:32:33 Yohann DINIZ | FRA | 36 | Zürich (Letzigrund) | 15 Aug 2014 |
| Championships Record CR | 3:33:12 Yohann DINIZ | FRA | 39 | London (The Mall) | 13 Aug 2017 |
| World Leading WL | 3:37:43 Yohann DINIZ | FRA | 41 | Alytus (LTU) | 19 May 2019 |
| Area Record AR | National Record NR | Personal Best PB | Season Best SB | | |

28 September 2019 23:30 START TIME 31° C 74 %
 04:35 END TIME 30° C 70 %

| PLACE | NAME | COUNTRY | DATE OF BIRTH | RESULT | RED CARDS |
|-------|-----------------------------------|---------|---------------|-------------|-------------------|
| 1 | Yusuke SUZUKI | JPN | 2 Jan 88 | 4:04:20 | |
| 2 | João VIEIRA | POR | 20 Feb 76 | 4:04:59 | + 39 |
| 3 | Evan DUNFEE | CAN | 28 Sep 90 | 4:05:02 | + 42 |
| 4 | Wenbin NIU | CHN | 20 Jan 91 | 4:05:36 | + 1:16 ~ ~ |
| 5 | Yadong LUO | CHN | 15 Jan 92 | 4:06:49 | + 2:29 |
| 6 | Brendan BOYCE | IRL | 8 Oct 86 | 4:07:46 | + 3:26 |
| 7 | Carl DOHMANN | GER | 18 May 90 | 4:10:22 | + 6:02 |
| 8 | Jesús Ángel GARCÍA | ESP | 17 Oct 69 | 4:11:28 | + 7:08 |
| 9 | Maryan ZAKALNYTSKYI | UKR | 19 Aug 94 | 4:12:28 | SB + 8:08 |
| 10 | Narcis Stefan MIHAILA | ROU | 4 Aug 87 | 4:13:56 | + 9:36 |
| 11 | Quentin REW | NZL | 16 Jul 84 | 4:15:54 | + 11:34 |
| 12 | Ato IBAÑEZ | SWE | 14 Nov 85 | 4:17:04 | + 12:44 > > > |
| 13 | Rafał AUGUSTYN | POL | 14 May 84 | 4:20:25 | + 16:05 |
| 14 | Mathieu BILODEAU | CAN | 27 Nov 83 | 4:21:13 | + 16:53 |
| 15 | Artur MASTIANICA | LTU | 30 Jul 92 | 4:21:54 | + 17:34 |
| 16 | Michele ANTONELLI | ITA | 23 May 94 | 4:22:20 | + 18:00 > |
| 17 | Alexandros PAPAMICHAIL | GRE | 18 Sep 88 | 4:22:39 | + 18:19 > |
| 18 | Horació NAVA | MEX | 20 Jan 82 | 4:24:16 | + 19:56 |
| 19 | Marc TUR | ESP | 30 Nov 94 | 4:24:38 | + 20:18 > ~ > |
| 20 | Jarkko KINNUNEN | FIN | 19 Jan 84 | 4:25:36 | + 21:16 |
| 21 | Arnis RUMBENIEKS | LAT | 4 Apr 88 | 4:28:18 | + 23:58 > |
| 22 | Artur BRZOZOWSKI | POL | 29 Mar 85 | 4:30:17 | + 25:57 > ~ > |
| 23 | Jonathan HILBERT | GER | 24 Jan 95 | 4:30:43 | + 26:23 > |
| 24 | Marc MUNDELL | RSA | 7 Jul 83 | 4:41:39 | + 37:19 |
| 25 | Valeriy LITANYUK | UKR | 2 Apr 94 | 4:42:18 | + 37:58 |
| 26 | Bence VENYERCSÁN | HUN | 8 Jan 96 | 4:45:04 | + 40:44 |
| 27 | Hayato KATSUKI | JPN | 28 Nov 90 | 4:46:10 | + 41:50 |
| 28 | Rafał SIKORA | POL | 17 Feb 87 | 4:50:08 | SB + 45:48 |
| | Ivan BANZERUK | UKR | 9 Feb 90 | DNF | > |
| | Teodorico CAPORASO | ITA | 14 Sep 87 | DNF | |
| | Andrés CHOCHO | ECU | 4 Nov 83 | DNF | ~ |
| | José Ignacio DÍAZ | ESP | 22 Nov 79 | DNF | |
| | Yohann DINIZ | FRA | 1 Jan 78 | DNF | |
| | Dzmitry DZIUBIN | BLR | 12 Jul 90 | DNF | |
| | Máté HELEBRANDT | HUN | 12 Jan 89 | DNF | |
| | Tomohiro NODA | JPN | 24 Jan 96 | DNF | |
| | Isaac PALMA | MEX | 26 Oct 90 | DNF | ~ |
| | Veli-Matti PARTANEN | FIN | 28 Oct 91 | DNF | > |
| | Nathaniel SEILER | GER | 6 Apr 96 | DNF | > |
| | Matej TÓTH | SVK | 10 Feb 83 | DNF | |
| | Claudio Paulino VILLANUEVA FLORES | ECU | 3 Aug 88 | DNF | |
| | Qin WANG | CHN | 8 May 94 | DNF | |
| | Cameron CORBISHLEY | GBR | 31 Mar 97 | DQ 230.7(c) | ~ ~ > > |
| | Håvard HAUKENES | NOR | 22 Apr 90 | DQ 230.7(c) | ~ ~ > > |
| | Dominic KING | GBR | 30 May 83 | DQ 230.7(c) | > > > ~ |

RESULTS
50 Kilometres Race Walk Men

Ruslans SMOLONSKIS

LAT 15 Dec 96

DQ 230.7(c)

~ ~ > >

NOTE BIB 1524 (Artur BRZOZOWSKI) - 300sec Penalty Zone
BIB 1709 (Ato IBAÑEZ) - 300sec Penalty Zone
BIB 674 (Marc TUR) - 300sec Penalty Zone
IAAF Rule 230.7(c) - Fourth red card

INTERMEDIATE TIMES

| | | | | | |
|-------|---------|---------------|-------|---------|---------------|
| 1 KM | 4:57 | Yusuke SUZUKI | 2 KM | 9:51 | Yusuke SUZUKI |
| 3 KM | 14:44 | Yusuke SUZUKI | 4 KM | 19:40 | Yusuke SUZUKI |
| 5 KM | 24:32 | Yusuke SUZUKI | 6 KM | 29:26 | Yusuke SUZUKI |
| 7 KM | 34:17 | Yusuke SUZUKI | 8 KM | 39:14 | Yusuke SUZUKI |
| 9 KM | 44:13 | Yusuke SUZUKI | 10 KM | 49:11 | Yusuke SUZUKI |
| 11 KM | 54:07 | Yusuke SUZUKI | 12 KM | 59:00 | Yusuke SUZUKI |
| 13 KM | 1:03:54 | Yusuke SUZUKI | 14 KM | 1:08:48 | Yusuke SUZUKI |
| 15 KM | 1:13:40 | Yusuke SUZUKI | 16 KM | 1:18:27 | Yusuke SUZUKI |
| 17 KM | 1:23:13 | Yusuke SUZUKI | 18 KM | 1:27:59 | Yusuke SUZUKI |
| 19 KM | 1:32:45 | Yusuke SUZUKI | 20 KM | 1:37:35 | Yusuke SUZUKI |
| 21 KM | 1:42:19 | Yusuke SUZUKI | 22 KM | 1:47:06 | Yusuke SUZUKI |
| 23 KM | 1:51:44 | Yusuke SUZUKI | 24 KM | 1:56:26 | Yusuke SUZUKI |
| 25 KM | 2:01:07 | Yusuke SUZUKI | 26 KM | 2:05:53 | Yusuke SUZUKI |
| 27 KM | 2:10:38 | Yusuke SUZUKI | 28 KM | 2:15:27 | Yusuke SUZUKI |
| 29 KM | 2:20:15 | Yusuke SUZUKI | 30 KM | 2:25:55 | Yusuke SUZUKI |
| 31 KM | 2:30:36 | Yusuke SUZUKI | 32 KM | 2:35:18 | Yusuke SUZUKI |
| 33 KM | 2:40:00 | Yusuke SUZUKI | 34 KM | 2:44:48 | Yusuke SUZUKI |
| 35 KM | 2:49:31 | Yusuke SUZUKI | 36 KM | 2:54:20 | Yusuke SUZUKI |
| 37 KM | 2:59:04 | Yusuke SUZUKI | 38 KM | 3:03:49 | Yusuke SUZUKI |
| 39 KM | 3:08:32 | Yusuke SUZUKI | 40 KM | 3:13:21 | Yusuke SUZUKI |
| 41 KM | 3:18:10 | Yusuke SUZUKI | 42 KM | 3:23:43 | Yusuke SUZUKI |
| 43 KM | 3:28:33 | Yusuke SUZUKI | 44 KM | 3:33:48 | Yusuke SUZUKI |
| 45 KM | 3:38:41 | Yusuke SUZUKI | 46 KM | 3:44:06 | Yusuke SUZUKI |
| 47 KM | 3:49:07 | Yusuke SUZUKI | 48 KM | 3:54:34 | Yusuke SUZUKI |
| 49 KM | 3:59:30 | Yusuke SUZUKI | | | |

ALL-TIME TOP LIST

SEASON TOP LIST

| RESULT | NAME | VENUE | DATE |
|---------|---------------------------|-------------------------------|-----------|
| 3:32:33 | Yohann DINIZ (FRA) | Zürich (Letzigrund) | 15 Aug 14 |
| 3:34:14 | Denis NIZHEGORODOV (RUS) | Cheboksary | 11 May 08 |
| 3:34:38 | Matej TÓTH (SVK) | Dudince | 21 Mar 15 |
| 3:35:47 | Nathan DEAKES (AUS) | Geelong | 2 Dec 06 |
| 3:36:03 | Robert KORZENIOWSKI (POL) | t-Denis (Stade de France) | 27 Aug 03 |
| 3:36:04 | Alex SCHWAZER (ITA) | Rosignano Solvay | 11 Feb 07 |
| 3:36:06 | Chaohongq YU (CHN) | Nanjing | 22 Oct 05 |
| 3:36:13 | Chenqianq ZHAO (CHN) | Nanjing | 22 Oct 05 |
| 3:36:20 | Yuchenq HAN (CHN) | Nanning | 27 Feb 05 |
| 3:36:42 | German SKURYGIN (RUS) | Saint-Denis (Stade de France) | 27 Aug 03 |

| RESULT | NAME | VENUE | 2019 |
|---------|-----------------------|-----------------|--------|
| 3:37:43 | Yohann DINIZ (FRA) | Alytus (LTU) | 19 May |
| 3:38:02 | Qin WANG (CHN) | Huangshan (CHN) | 9 Mar |
| 3:39:07 | Yusuke SUZUKI (JPN) | Wajima (JPN) | 14 Apr |
| 3:39:24 | Masatora KAWANO (JPN) | Wajima (JPN) | 14 Apr |
| 3:40:04 | Satoshi MARUO (JPN) | Wajima (JPN) | 14 Apr |
| 3:41:04 | Wenbin NIU (CHN) | Huangshan (CHN) | 9 Mar |
| 3:41:15 | Yadongq LUO (CHN) | Huangshan (CHN) | 9 Mar |
| 3:42:08 | Rui WANG (CHN) | Huangshan (CHN) | 9 Mar |
| 3:42:50 | Håvard HAUKENES (NOR) | Dudince (SVK) | 23 Mar |
| 3:43:02 | Hirooki ARAI (JPN) | Wajima (JPN) | 14 Apr |

RACE ANALYSIS

50 Kilometres Race Walk Men - Final



ATHLETE DUNFEE INTERMEDIATE TIMES UPDATED

28 September 2019 23:30 START TIME 31° C 74 %
TEMPERATURE HUMIDITY
04:35 END TIME 30° C 70 %

| | | | | | | | | | | | | | | | | | | | |
|----|-------|----|-------|----|-------|----|-------|----|-------|----|-------|----|-------|----|-------|----|-------|----|-------|
| 1 | 1 KM | 2 | 2 KM | 3 | 3 KM | 4 | 4 KM | 5 | 5 KM | 6 | 6 KM | 7 | 7 KM | 8 | 8 KM | 9 | 9 KM | 10 | 10 KM |
| 11 | 11 KM | 12 | 12 KM | 13 | 13 KM | 14 | 14 KM | 15 | 15 KM | 16 | 16 KM | 17 | 17 KM | 18 | 18 KM | 19 | 19 KM | 20 | 20 KM |
| 21 | 21 KM | 22 | 22 KM | 23 | 23 KM | 24 | 24 KM | 25 | 25 KM | 26 | 26 KM | 27 | 27 KM | 28 | 28 KM | 29 | 29 KM | 30 | 30 KM |
| 31 | 31 KM | 32 | 32 KM | 33 | 33 KM | 34 | 34 KM | 35 | 35 KM | 36 | 36 KM | 37 | 37 KM | 38 | 38 KM | 39 | 39 KM | 40 | 40 KM |
| 41 | 41 KM | 42 | 42 KM | 43 | 43 KM | 44 | 44 KM | 45 | 45 KM | 46 | 46 KM | 47 | 47 KM | 48 | 48 KM | 49 | 49 KM | | |

| | | | | | | | | | | | | | | | | | | | | | | | | | | | | | | | | | | | | | | | | | | | | | | | | | | | | | | | | | | | | | | | | | | | | | | | | | | | | | | | | | | | | | | | | | | | | | | | | | | | |
|----------|----------|---|----------|---|-----------|---|-----------|---|-----------|----------------------|-----------|---|-----------|---|-----------|---|-----------|----|-----------|------------|-----------|----|-----------|----|-------------|----|-------------|----|-------------|-----------------|-------------|----|-------------|----|-------------|----|-------------|----|-------------|----------------|-------------|----|-------------|----|-------------|----|-------------|----|-------------|----|-------------|----|-------------|----|-------------|----|-------------|----|-------------|----|-------------|----|-------------|----|-------------|----|-------------|----|-------------|----|-------------|----|-------------|----|-------------|----|-------------|----|-------------|----|------|----|------|----|------|----|------|----|------|----|------|----|------|----|------|----|------|--|--|
| 1 | | | | | | | | | | Yusuke SUZUKI | | | | | | | | | | JPN | | | | | | | | | | 2 Jan 88 | | | | | | | | | | 4:04:20 | | | | | | | | | | | | | | | | | | | | | | | | | | | | | | | | | | | | | | | | | | | | | | | | | | | | | | | | | | | |
| 1 | 4:57 | 2 | 4:54 | 3 | 4:53 | 4 | 4:56 | 5 | 4:52 | 6 | 4:54 | 7 | 4:51 | 8 | 4:57 | 9 | 4:59 | 10 | 4:58 | 11 | 4:56 | 12 | 4:53 | 13 | 4:54 | 14 | 4:54 | 15 | 4:52 | 16 | 4:47 | 17 | 4:46 | 18 | 4:46 | 19 | 4:46 | 20 | 4:50 | 21 | 4:44 | 22 | 4:47 | 23 | 4:38 | 24 | 4:42 | 25 | 4:41 | 26 | 4:46 | 27 | 4:45 | 28 | 4:49 | 29 | 4:48 | 30 | 5:40 | 31 | 4:41 | 32 | 4:42 | 33 | 4:42 | 34 | 4:48 | 35 | 4:43 | 36 | 4:49 | 37 | 4:44 | 38 | 4:45 | 39 | 4:43 | 40 | 4:49 | 41 | 4:49 | 42 | 5:33 | 43 | 4:50 | 44 | 5:15 | 45 | 4:53 | 46 | 5:25 | 47 | 5:01 | 48 | 5:27 | 49 | 4:56 | | |
| | 4:57 (1) | | 9:51 (1) | | 14:44 (1) | | 19:40 (1) | | 24:32 (1) | | 29:26 (1) | | 34:17 (1) | | 39:14 (1) | | 44:13 (1) | | 49:11 (1) | | 54:07 (1) | | 59:00 (1) | | 1:03:54 (1) | | 1:08:48 (1) | | 1:13:40 (1) | | 1:18:27 (1) | | 1:23:13 (1) | | 1:27:59 (1) | | 1:32:45 (1) | | 1:37:35 (1) | | 1:42:19 (1) | | 1:47:06 (1) | | 1:51:44 (1) | | 1:56:26 (1) | | 2:01:07 (1) | | 2:05:53 (1) | | 2:10:38 (1) | | 2:15:27 (1) | | 2:20:15 (1) | | 2:25:55 (1) | | 2:30:36 (1) | | 2:35:18 (1) | | 2:40:00 (1) | | 2:44:48 (1) | | 2:49:31 (1) | | 2:54:20 (1) | | 2:59:04 (1) | | 3:03:49 (1) | | 3:08:32 (1) | | 3:13:21 (1) | | | | | | | | | | | | | | | | | | | | |
| | | | | | | | | | | | | | | | | | | | | | | | | | | | | | | | | | | | | | | | | | | | | | | | | | | | | | | | | | | | | | | | | | | | | | | | | | | | | | | | | | | | | | | | | | | | | | | | | | | | |

| | | | | | | | | | | | | | | | | | | | | | | | | | | | | | | | | | | | | | | | | | | | | | | | | | | | | | | | | | | | | | | | | | | | | | | | | | | | | | | | | | | | | | | | | | | | | | | | | | | | |
|----------|-----------|---|------------|---|------------|---|------------|---|------------|--------------------|------------|---|------------|---|------------|---|------------|----|------------|------------|------------|----|--------------|----|--------------|----|--------------|----|--------------|------------------|--------------|----|--------------|----|--------------|----|--------------|----|--------------|----------------|--------------|----|--------------|----|--------------|----|--------------|----|--------------|----|--------------|----|--------------|----|-------------|----|-------------|----|-------------|----|-------------|----|-------------|----|-------------|----|-------------|----|-------------|----|-------------|----|-------------|----|-------------|----|-------------|----|-------------|----|------|----|------|----|------|----|------|----|------|----|------|----|------|----|------|----|------|--|--|
| 2 | | | | | | | | | | João VIEIRA | | | | | | | | | | POR | | | | | | | | | | 20 Feb 76 | | | | | | | | | | 4:04:59 | | | | | | | | | | | | | | | | | | | | | | | | | | | | | | | | | | | | | | | | | | | | | | | | | | | | | | | | | | | |
| 1 | 5:15 | 2 | 5:03 | 3 | 5:00 | 4 | 5:04 | 5 | 4:59 | 6 | 5:01 | 7 | 5:00 | 8 | 5:00 | 9 | 5:03 | 10 | 5:05 | 11 | 5:01 | 12 | 5:05 | 13 | 5:04 | 14 | 5:06 | 15 | 4:59 | 16 | 5:02 | 17 | 4:59 | 18 | 5:04 | 19 | 5:00 | 20 | 4:59 | 21 | 4:58 | 22 | 4:59 | 23 | 4:54 | 24 | 5:00 | 25 | 4:52 | 26 | 4:52 | 27 | 4:53 | 28 | 4:52 | 29 | 4:49 | 30 | 4:55 | 31 | 4:47 | 32 | 4:52 | 33 | 4:49 | 34 | 4:49 | 35 | 4:43 | 36 | 4:48 | 37 | 4:47 | 38 | 4:48 | 39 | 4:47 | 40 | 4:51 | 41 | 4:47 | 42 | 4:52 | 43 | 4:45 | 44 | 4:48 | 45 | 4:42 | 46 | 4:46 | 47 | 4:38 | 48 | 4:41 | 49 | 4:34 | | |
| | 5:15 (23) | | 10:18 (21) | | 15:18 (21) | | 20:22 (20) | | 25:21 (21) | | 30:22 (21) | | 35:22 (19) | | 40:22 (19) | | 45:25 (16) | | 50:30 (16) | | 55:31 (16) | | 1:00:36 (18) | | 1:05:40 (17) | | 1:10:46 (17) | | 1:15:45 (15) | | 1:20:47 (14) | | 1:25:46 (12) | | 1:30:50 (12) | | 1:35:50 (13) | | 1:40:49 (13) | | 1:45:47 (13) | | 1:50:46 (13) | | 1:55:40 (13) | | 2:00:40 (13) | | 2:05:32 (13) | | 2:10:24 (13) | | 2:15:17 (10) | | 2:20:09 (9) | | 2:24:58 (7) | | 2:29:53 (7) | | 2:34:40 (5) | | 2:39:32 (4) | | 2:44:21 (4) | | 2:49:10 (4) | | 2:53:53 (4) | | 2:58:41 (4) | | 3:03:28 (4) | | 3:08:16 (4) | | 3:13:03 (4) | | 3:17:54 (3) | | | | | | | | | | | | | | | | | | | | |
| | | | | | | | | | | | | | | | | | | | | | | | | | | | | | | | | | | | | | | | | | | | | | | | | | | | | | | | | | | | | | | | | | | | | | | | | | | | | | | | | | | | | | | | | | | | | | | | | | | | |

| | | | | | | | | | | | | | | | | | | | | | | | | | | | | | | | | | | | | | | | | | | | | | | | | | | | | | | | | | | | | | | | | | | | | | | | | | | | | | | | | | | | | | | | | | | | | | | | | | | | |
|----------|-----------|---|------------|---|------------|---|------------|---|------------|--------------------|------------|---|------------|---|------------|---|------------|----|------------|------------|------------|----|--------------|----|--------------|----|--------------|----|--------------|------------------|--------------|----|--------------|----|--------------|----|--------------|----|--------------|----------------|--------------|----|--------------|----|--------------|----|--------------|----|--------------|----|--------------|----|--------------|----|--------------|----|-------------|----|-------------|----|-------------|----|-------------|----|-------------|----|-------------|----|-------------|----|-------------|----|-------------|----|-------------|----|-------------|----|-------------|----|------|----|------|----|------|----|------|----|------|----|------|----|------|----|------|----|------|--|--|
| 3 | | | | | | | | | | Evan DUNFEE | | | | | | | | | | CAN | | | | | | | | | | 28 Sep 90 | | | | | | | | | | 4:05:02 | | | | | | | | | | | | | | | | | | | | | | | | | | | | | | | | | | | | | | | | | | | | | | | | | | | | | | | | | | | |
| 1 | 5:18 | 2 | 5:09 | 3 | 4:58 | 4 | 4:57 | 5 | 4:58 | 6 | 5:02 | 7 | 5:01 | 8 | 5:00 | 9 | 5:02 | 10 | 5:06 | 11 | 5:00 | 12 | 5:05 | 13 | 5:04 | 14 | 5:06 | 15 | 4:59 | 16 | 5:04 | 17 | 4:58 | 18 | 5:04 | 19 | 5:00 | 20 | 5:01 | 21 | 5:01 | 22 | 5:01 | 23 | 4:53 | 24 | 4:57 | 25 | 4:55 | 26 | 4:57 | 27 | 4:57 | 28 | 4:54 | 29 | 4:53 | 30 | 5:00 | 31 | 4:58 | 32 | 4:59 | 33 | 4:55 | 34 | 4:54 | 35 | 4:55 | 36 | 4:55 | 37 | 4:49 | 38 | 4:48 | 39 | 4:45 | 40 | 4:53 | 41 | 4:42 | 42 | 4:48 | 43 | 4:39 | 44 | 4:44 | 45 | 4:39 | 46 | 4:37 | 47 | 4:31 | 48 | 4:36 | 49 | 4:23 | | |
| | 5:18 (33) | | 10:27 (33) | | 15:25 (26) | | 20:22 (22) | | 25:20 (20) | | 30:22 (20) | | 35:23 (22) | | 40:23 (21) | | 45:25 (20) | | 50:31 (19) | | 55:31 (19) | | 1:00:36 (19) | | 1:05:40 (18) | | 1:10:46 (15) | | 1:15:45 (17) | | 1:20:49 (16) | | 1:25:47 (14) | | 1:30:51 (14) | | 1:35:51 (16) | | 1:40:52 (15) | | 1:45:53 (15) | | 1:50:54 (15) | | 1:55:47 (15) | | 2:00:44 (15) | | 2:05:39 (15) | | 2:10:36 (15) | | 2:15:33 (14) | | 2:20:27 (11) | | 2:25:20 (9) | | 2:30:20 (9) | | 2:35:18 (9) | | 2:40:17 (7) | | 2:45:12 (6) | | 2:50:06 (6) | | 2:55:01 (6) | | 2:59:56 (6) | | 3:04:45 (6) | | 3:09:33 (5) | | 3:14:18 (5) | | 3:19:11 (5) | | | | | | | | | | | | | | | | | | | | |
| | | | | | | | | | | | | | | | | | | | | | | | | | | | | | | | | | | | | | | | | | | | | | | | | | | | | | | | | | | | | | | | | | | | | | | | | | | | | | | | | | | | | | | | | | | | | | | | | | | | |

| | | | | | | | | | | | | | | | | | | | | | | | | | | | | | | | | | | | | | | | | | | | | | | | | | | | | | | | | | | | | | | | | | | | | | | | | | | | | | | | | | | | | | | | | | | | | | | | | | | | |
|----------|-----------|---|------------|---|------------|---|------------|---|------------|-------------------|------------|---|------------|---|------------|---|------------|----|------------|------------|------------|----|------------|----|-------------|----|--------------|----|--------------|------------------|--------------|----|--------------|----|--------------|----|-------------|----|-------------|----------------|-------------|----|-------------|----|-------------|----|-------------|----|-------------|----|-------------|----|-------------|----|-------------|----|-------------|----|-------------|----|-------------|----|-------------|----|-------------|----|-------------|----|-------------|----|-------------|----|-------------|----|-------------|----|-------------|----|-------------|----|------|----|------|----|------|----|------|----|------|----|------|----|------|----|------|----|------|--|--|
| 4 | | | | | | | | | | Wenbin NIU | | | | | | | | | | CHN | | | | | | | | | | 20 Jan 91 | | | | | | | | | | 4:05:36 | | | | | | | | | | | | | | | | | | | | | | | | | | | | | | | | | | | | | | | | | | | | | | | | | | | | | | | | | | | |
| 1 | 5:07 | 2 | 5:01 | 3 | 5:00 | 4 | 5:05 | 5 | 4:58 | 6 | 4:59 | 7 | 4:58 | 8 | 4:58 | 9 | 4:57 | 10 | 5:00 | 11 | 4:56 | 12 | 4:57 | 13 | 4:59 | 14 | 5:06 | 15 | 5:03 | 16 | 5:05 | 17 | 5:00 | 18 | 4:58 | 19 | 4:51 | 20 | 4:59 | 21 | 4:57 | 22 | 4:59 | 23 | 4:55 | 24 | 5:00 | 25 | 4:57 | 26 | 5:04 | 27 | 5:04 | 28 | 4:56 | 29 | 4:45 | 30 | 4:42 | 31 | 4:46 | 32 | 4:52 | 33 | 4:43 | 34 | 4:45 | 35 | 4:43 | 36 | 4:45 | 37 | 4:41 | 38 | 4:43 | 39 | 4:39 | 40 | 4:51 | 41 | 4:42 | 42 | 4:41 | 43 | 4:45 | 44 | 4:52 | 45 | 5:02 | 46 | 5:07 | 47 | 4:50 | 48 | 4:58 | 49 | 5:04 | | |
| | 5:07 (14) | | 10:08 (10) | | 15:08 (12) | | 20:13 (13) | | 25:11 (12) | | 30:10 (12) | | 35:08 (11) | | 40:06 (10) | | 45:03 (11) | | 50:03 (12) | | 54:59 (11) | | 59:56 (10) | | 1:04:55 (8) | | 1:10:01 (10) | | 1:15:04 (11) | | 1:20:09 (10) | | 1:25:09 (10) | | 1:30:07 (10) | | 1:34:58 (9) | | 1:39:57 (7) | | 1:44:54 (5) | | 1:49:53 (4) | | 1:54:48 (4) | | 1:59:48 (5) | | 2:04:45 (5) | | 2:09:49 (7) | | 2:14:53 (8) | | 2:19:49 (6) | | 2:24:34 (5) | | 2:29:16 (3) | | 2:34:02 (3) | | 2:38:54 (3) | | 2:43:37 (3) | | 2:48:22 (3) | | 2:53:05 (2) | | 2:57:50 (2) | | 3:02:31 (2) | | 3:07:14 (2) | | 3:11:53 (2) | | 3:16:44 (2) | | | | | | | | | | | | | | | | | | | | |
| | | | | | | | | | | | | | | | | | | | | | | | | | | | | | | | | | | | | | | | | | | | | | | | | | | | | | | | | | | | | | | | | | | | | | | | | | | | | | | | | | | | | | | | | | | | | | | | | | | | |



RACE ANALYSIS
50 Kilometres Race Walk Men

ATHLETE DUNFEE INTERMEDIATE TIMES UPDATED

| 5 Yadong LUO | | | | | | | | | | CHN | 15 Jan 92 | 4:06:49 | | | | | | | |
|--------------|-------------|----|-------------|----|--------------|----|-------------|----|-------------|-----|-------------|---------|-------------|----|-------------|----|-------------|----|-------------|
| 1 | 5:07 | 2 | 5:00 | 3 | 5:00 | 4 | 5:04 | 5 | 4:59 | 6 | 4:58 | 7 | 4:57 | 8 | 4:57 | 9 | 4:57 | 10 | 5:01 |
| | 5:07 (11) | | 10:07 (7) | | 15:07 (9) | | 20:11 (6) | | 25:10 (8) | | 30:08 (7) | | 35:05 (6) | | 40:02 (6) | | 44:59 (7) | | 50:00 (9) |
| 11 | 4:55 | 12 | 5:00 | 13 | 5:01 | 14 | 5:02 | 15 | 5:01 | 16 | 4:58 | 17 | 4:53 | 18 | 4:56 | 19 | 4:59 | 20 | 5:03 |
| | 54:55 (9) | | 59:55 (9) | | 1:04:56 (10) | | 1:09:58 (9) | | 1:14:59 (8) | | 1:19:57 (4) | | 1:24:50 (5) | | 1:29:46 (5) | | 1:34:45 (4) | | 1:39:48 (4) |
| 21 | 5:03 | 22 | 5:03 | 23 | 4:59 | 24 | 5:01 | 25 | 4:53 | 26 | 4:54 | 27 | 4:49 | 28 | 4:50 | 29 | 4:43 | 30 | 4:51 |
| | 1:44:51 (4) | | 1:49:54 (5) | | 1:54:53 (8) | | 1:59:54 (9) | | 2:04:47 (7) | | 2:09:41 (5) | | 2:14:30 (3) | | 2:19:20 (3) | | 2:24:03 (2) | | 2:28:54 (2) |
| 31 | 4:44 | 32 | 4:53 | 33 | 4:51 | 34 | 4:54 | 35 | 4:50 | 36 | 4:58 | 37 | 4:56 | 38 | 5:03 | 39 | 4:58 | 40 | 5:04 |
| | 2:33:38 (2) | | 2:38:31 (2) | | 2:43:22 (2) | | 2:48:16 (2) | | 2:53:06 (3) | | 2:58:04 (3) | | 3:03:00 (3) | | 3:08:03 (3) | | 3:13:01 (3) | | 3:18:05 (4) |
| 41 | 5:01 | 42 | 5:02 | 43 | 4:59 | 44 | 5:05 | 45 | 4:52 | 46 | 4:54 | 47 | 4:42 | 48 | 4:45 | 49 | 4:41 | | |
| | 3:23:06 (4) | | 3:28:08 (4) | | 3:33:07 (4) | | 3:38:12 (5) | | 3:43:04 (5) | | 3:47:58 (5) | | 3:52:40 (5) | | 3:57:25 (5) | | 4:02:06 (5) | | |

| 6 Brendan BOYCE | | | | | | | | | | IRL | 8 Oct 86 | 4:07:46 | | | | | | | |
|-----------------|--------------|----|--------------|----|--------------|----|--------------|----|--------------|-----|--------------|---------|--------------|----|--------------|----|--------------|----|--------------|
| 1 | 5:14 | 2 | 5:01 | 3 | 4:59 | 4 | 5:02 | 5 | 5:02 | 6 | 5:03 | 7 | 5:00 | 8 | 5:01 | 9 | 5:03 | 10 | 5:05 |
| | 5:14 (18) | | 10:15 (20) | | 15:14 (19) | | 20:16 (19) | | 25:18 (19) | | 30:21 (18) | | 35:21 (18) | | 40:22 (18) | | 45:25 (19) | | 50:30 (17) |
| 11 | 5:01 | 12 | 5:04 | 13 | 5:05 | 14 | 5:06 | 15 | 4:59 | 16 | 5:03 | 17 | 4:58 | 18 | 5:04 | 19 | 5:00 | 20 | 5:01 |
| | 55:31 (18) | | 1:00:35 (16) | | 1:05:40 (19) | | 1:10:46 (16) | | 1:15:45 (16) | | 1:20:48 (15) | | 1:25:46 (13) | | 1:30:50 (13) | | 1:35:50 (14) | | 1:40:51 (14) |
| 21 | 5:02 | 22 | 5:01 | 23 | 4:52 | 24 | 4:57 | 25 | 4:55 | 26 | 4:58 | 27 | 4:57 | 28 | 4:56 | 29 | 4:55 | 30 | 4:57 |
| | 1:45:53 (14) | | 1:50:54 (14) | | 1:55:46 (14) | | 2:00:43 (14) | | 2:05:38 (14) | | 2:10:36 (14) | | 2:15:33 (15) | | 2:20:29 (12) | | 2:25:24 (10) | | 2:30:21 (10) |
| 31 | 4:56 | 32 | 4:59 | 33 | 4:58 | 34 | 4:59 | 35 | 4:54 | 36 | 4:55 | 37 | 4:49 | 38 | 4:53 | 39 | 4:54 | 40 | 4:53 |
| | 2:35:17 (8) | | 2:40:16 (6) | | 2:45:14 (7) | | 2:50:13 (7) | | 2:55:07 (7) | | 3:00:02 (7) | | 3:04:51 (7) | | 3:09:44 (7) | | 3:14:38 (6) | | 3:19:31 (6) |
| 41 | 4:49 | 42 | 4:56 | 43 | 4:48 | 44 | 4:54 | 45 | 4:54 | 46 | 4:52 | 47 | 4:49 | 48 | 4:49 | 49 | 4:42 | | |
| | 3:24:20 (6) | | 3:29:16 (6) | | 3:34:04 (6) | | 3:38:58 (6) | | 3:43:52 (6) | | 3:48:44 (6) | | 3:53:33 (6) | | 3:58:22 (6) | | 4:03:04 (6) | | |

| 7 Carl DOHMANN | | | | | | | | | | GER | 18 May 90 | 4:10:22 | | | | | | | |
|----------------|--------------|----|--------------|----|--------------|----|--------------|----|--------------|-----|--------------|---------|--------------|----|--------------|----|--------------|----|--------------|
| 1 | 5:24 | 2 | 5:10 | 3 | 5:00 | 4 | 5:04 | 5 | 5:05 | 6 | 5:08 | 7 | 5:04 | 8 | 5:05 | 9 | 5:03 | 10 | 5:09 |
| | 5:24 (42) | | 10:34 (41) | | 15:34 (38) | | 20:38 (32) | | 25:43 (28) | | 30:51 (28) | | 35:55 (28) | | 41:00 (28) | | 46:03 (27) | | 51:12 (26) |
| 11 | 5:06 | 12 | 5:09 | 13 | 5:08 | 14 | 5:04 | 15 | 5:07 | 16 | 5:05 | 17 | 5:02 | 18 | 5:07 | 19 | 5:02 | 20 | 4:58 |
| | 56:18 (26) | | 1:01:27 (25) | | 1:06:35 (25) | | 1:11:39 (24) | | 1:16:46 (22) | | 1:21:51 (23) | | 1:26:53 (21) | | 1:32:00 (21) | | 1:37:02 (22) | | 1:42:00 (20) |
| 21 | 4:52 | 22 | 4:52 | 23 | 4:51 | 24 | 5:00 | 25 | 4:51 | 26 | 5:01 | 27 | 4:58 | 28 | 5:03 | 29 | 4:57 | 30 | 5:01 |
| | 1:46:52 (20) | | 1:51:44 (18) | | 1:56:35 (18) | | 2:01:35 (16) | | 2:06:26 (16) | | 2:11:27 (17) | | 2:16:25 (17) | | 2:21:28 (17) | | 2:26:25 (15) | | 2:31:26 (14) |
| 31 | 4:56 | 32 | 4:53 | 33 | 4:55 | 34 | 4:59 | 35 | 4:52 | 36 | 4:54 | 37 | 4:55 | 38 | 4:53 | 39 | 4:50 | 40 | 4:51 |
| | 2:36:22 (13) | | 2:41:15 (9) | | 2:46:10 (8) | | 2:51:09 (8) | | 2:56:01 (8) | | 3:00:55 (8) | | 3:05:50 (8) | | 3:10:43 (8) | | 3:15:33 (8) | | 3:20:24 (8) |
| 41 | 4:50 | 42 | 4:54 | 43 | 4:53 | 44 | 4:56 | 45 | 4:55 | 46 | 5:02 | 47 | 5:00 | 48 | 5:06 | 49 | 5:09 | | |
| | 3:25:14 (7) | | 3:30:08 (7) | | 3:35:01 (7) | | 3:39:57 (7) | | 3:44:52 (7) | | 3:49:54 (7) | | 3:54:54 (7) | | 4:00:00 (7) | | 4:05:09 (7) | | |

| 8 Jesús Ángel GARCÍA | | | | | | | | | | ESP | 17 Oct 69 | 4:11:28 | | | | | | | |
|----------------------|--------------|----|--------------|----|--------------|----|--------------|----|--------------|-----|--------------|---------|--------------|----|--------------|----|--------------|----|--------------|
| 1 | 5:35 | 2 | 5:10 | 3 | 4:58 | 4 | 5:07 | 5 | 5:06 | 6 | 5:07 | 7 | 4:59 | 8 | 5:07 | 9 | 5:03 | 10 | 5:13 |
| | 5:35 (46) | | 10:45 (46) | | 15:43 (42) | | 20:50 (44) | | 25:56 (39) | | 31:03 (39) | | 36:02 (35) | | 41:09 (33) | | 46:12 (32) | | 51:25 (31) |
| 11 | 5:04 | 12 | 5:11 | 13 | 5:04 | 14 | 5:07 | 15 | 4:59 | 16 | 5:03 | 17 | 5:00 | 18 | 5:08 | 19 | 5:01 | 20 | 5:03 |
| | 56:29 (30) | | 1:01:40 (28) | | 1:06:44 (28) | | 1:11:51 (25) | | 1:16:50 (25) | | 1:21:53 (25) | | 1:26:53 (22) | | 1:32:01 (23) | | 1:37:02 (21) | | 1:42:05 (21) |
| 21 | 4:49 | 22 | 4:51 | 23 | 4:50 | 24 | 5:00 | 25 | 4:52 | 26 | 5:00 | 27 | 4:57 | 28 | 5:00 | 29 | 4:56 | 30 | 5:04 |
| | 1:46:54 (21) | | 1:51:45 (19) | | 1:56:35 (17) | | 2:01:35 (17) | | 2:06:27 (17) | | 2:11:27 (16) | | 2:16:24 (16) | | 2:21:24 (16) | | 2:26:20 (14) | | 2:31:24 (13) |
| 31 | 4:54 | 32 | 4:59 | 33 | 4:53 | 34 | 5:02 | 35 | 4:52 | 36 | 5:06 | 37 | 4:57 | 38 | 5:02 | 39 | 5:00 | 40 | 5:09 |
| | 2:36:18 (12) | | 2:41:17 (10) | | 2:46:10 (9) | | 2:51:12 (9) | | 2:56:04 (9) | | 3:01:10 (9) | | 3:06:07 (9) | | 3:11:09 (9) | | 3:16:09 (9) | | 3:21:18 (9) |
| 41 | 4:58 | 42 | 5:02 | 43 | 5:04 | 44 | 5:10 | 45 | 4:57 | 46 | 5:06 | 47 | 4:58 | 48 | 5:08 | 49 | 4:56 | | |
| | 3:26:16 (9) | | 3:31:18 (9) | | 3:36:22 (8) | | 3:41:32 (8) | | 3:46:29 (8) | | 3:51:35 (8) | | 3:56:33 (8) | | 4:01:41 (8) | | 4:06:37 (8) | | |

| 9 Maryan ZAKALNYTSKYI | | | | | | | | | | UKR | 19 Aug 94 | 4:12:28 | | | | | | | |
|-----------------------|--------------|----|-------------|----|-------------|----|--------------|----|--------------|-----|--------------|---------|-------------|----|-------------|----|-------------|----|--------------|
| 1 | 5:11 | 2 | 4:58 | 3 | 4:59 | 4 | 5:04 | 5 | 4:58 | 6 | 5:00 | 7 | 4:58 | 8 | 4:59 | 9 | 4:56 | 10 | 5:00 |
| | 5:11 (16) | | 10:09 (14) | | 15:08 (14) | | 20:12 (10) | | 25:10 (11) | | 30:10 (11) | | 35:08 (12) | | 40:07 (12) | | 45:03 (12) | | 50:03 (11) |
| 11 | 4:58 | 12 | 4:58 | 13 | 4:57 | 14 | 5:02 | 15 | 5:02 | 16 | 5:01 | 17 | 5:01 | 18 | 5:00 | 19 | 4:56 | 20 | 5:01 |
| | 55:01 (12) | | 59:59 (11) | | 1:04:56 (9) | | 1:09:58 (8) | | 1:15:00 (9) | | 1:20:01 (7) | | 1:25:02 (8) | | 1:30:02 (8) | | 1:34:58 (7) | | 1:39:59 (10) |
| 21 | 4:56 | 22 | 5:02 | 23 | 4:55 | 24 | 4:59 | 25 | 4:58 | 26 | 4:57 | 27 | 4:58 | 28 | 5:01 | 29 | 4:57 | 30 | 5:01 |
| | 1:44:55 (10) | | 1:49:57 (9) | | 1:54:52 (7) | | 1:59:51 (7) | | 2:04:49 (8) | | 2:09:46 (6) | | 2:14:44 (6) | | 2:19:45 (5) | | 2:24:42 (6) | | 2:29:43 (5) |
| 31 | 4:58 | 32 | 5:00 | 33 | 4:59 | 34 | 4:58 | 35 | 4:58 | 36 | 5:01 | 37 | 5:02 | 38 | 5:05 | 39 | 5:07 | 40 | 5:11 |
| | 2:34:41 (6) | | 2:39:41 (5) | | 2:44:40 (5) | | 2:49:38 (5) | | 2:54:36 (5) | | 2:59:37 (5) | | 3:04:39 (5) | | 3:09:44 (6) | | 3:14:51 (7) | | 3:20:02 (7) |
| 41 | 5:17 | 42 | 5:35 | 43 | 5:44 | 44 | 5:31 | 45 | 5:23 | 46 | 5:13 | 47 | 5:03 | 48 | 4:56 | 49 | 4:56 | | |
| | 3:25:19 (8) | | 3:30:54 (8) | | 3:36:38 (9) | | 3:42:09 (10) | | 3:47:32 (10) | | 3:52:45 (10) | | 3:57:48 (9) | | 4:02:44 (9) | | 4:07:40 (9) | | |



RACE ANALYSIS
50 Kilometres Race Walk Men

ATHLETE DUNFEE INTERMEDIATE TIMES UPDATED

| 10 Narcis Stefan MIHAILA | | | | | | | | | | ROU 4 Aug 87 | | | | | | | | | | 4:13:56 | | | | | | | | | | | | | | | | | | | | | | | | | | | | | | | | | | | | | | | | | | | | | | | | | | | | | | | | | | | | | | | | | | | | | | | | | | | | | | | | | | | | | | | | | | | | | | | | | | | | |
|--------------------------|------|---|------|---|------|---|------|---|------|--------------|------|---|------|---|------|---|------|----|------|---------|------|----|------|----|------|----|------|----|------|----|------|----|------|----|------|----|------|----|------|----|------|----|------|----|------|----|------|----|------|----|------|----|------|----|------|----|------|----|------|----|------|----|------|----|------|----|------|----|------|----|------|----|------|----|------|----|------|----|------|----|------|----|------|----|------|----|------|----|------|----|------|----|------|----|------|----|------|--|--|--------------|--------------|--------------|-------------|-------------|-------------|--------------|--------------|--------------|--|--|--|--|--|--|--|--|--|--|--|--|
| 1 | 5:22 | 2 | 5:07 | 3 | 5:05 | 4 | 5:09 | 5 | 5:06 | 6 | 5:09 | 7 | 5:06 | 8 | 5:08 | 9 | 5:04 | 10 | 5:08 | 11 | 5:02 | 12 | 5:02 | 13 | 5:07 | 14 | 5:04 | 15 | 5:07 | 16 | 5:05 | 17 | 5:03 | 18 | 5:07 | 19 | 5:02 | 20 | 5:08 | 21 | 5:07 | 22 | 5:06 | 23 | 5:01 | 24 | 5:02 | 25 | 4:58 | 26 | 5:00 | 27 | 5:00 | 28 | 5:00 | 29 | 4:59 | 30 | 4:59 | 31 | 4:58 | 32 | 4:59 | 33 | 4:55 | 34 | 5:00 | 35 | 4:54 | 36 | 4:58 | 37 | 4:56 | 38 | 5:02 | 39 | 4:58 | 40 | 5:00 | 41 | 4:53 | 42 | 5:00 | 43 | 4:59 | 44 | 5:11 | 45 | 5:10 | 46 | 5:19 | 47 | 5:17 | 48 | 5:22 | 49 | 5:20 | | | 3:26:56 (10) | 3:31:56 (10) | 3:36:55 (10) | 3:42:06 (9) | 3:47:16 (9) | 3:52:35 (9) | 3:57:52 (10) | 4:03:14 (10) | 4:08:34 (10) | | | | | | | | | | | | |

| 11 Quentin REW | | | | | | | | | | NZL 16 Jul 84 | | | | | | | | | | 4:15:54 | | | | | | | | | | | | | | | | | | | | | | | | | | | | | | | | | | | | | | | | | | | | | | | | | | | | | | | | | | | | | | | | | | | | | | | | | | | | | | | | | | | | | | | | | | | | | | | | | | | | |
|----------------|------|---|------|---|------|---|------|---|------|---------------|------|---|------|---|------|---|------|----|------|---------|------|----|------|----|------|----|------|----|------|----|------|----|------|----|------|----|------|----|------|----|------|----|------|----|------|----|------|----|------|----|------|----|------|----|------|----|------|----|------|----|------|----|------|----|------|----|------|----|------|----|------|----|------|----|------|----|------|----|------|----|------|----|------|----|------|----|------|----|------|----|------|----|------|----|------|----|------|--|--|--------------|--------------|--------------|--------------|--------------|--------------|--------------|--------------|--------------|--|--|--|--|--|--|--|--|--|--|--|--|
| 1 | 5:20 | 2 | 5:06 | 3 | 4:59 | 4 | 5:05 | 5 | 4:58 | 6 | 5:06 | 7 | 5:00 | 8 | 5:01 | 9 | 5:00 | 10 | 5:04 | 11 | 5:05 | 12 | 5:09 | 13 | 5:07 | 14 | 5:10 | 15 | 5:01 | 16 | 5:03 | 17 | 5:00 | 18 | 5:04 | 19 | 5:00 | 20 | 5:02 | 21 | 5:05 | 22 | 5:09 | 23 | 5:01 | 24 | 5:02 | 25 | 5:04 | 26 | 5:13 | 27 | 5:09 | 28 | 5:11 | 29 | 5:06 | 30 | 5:05 | 31 | 4:58 | 32 | 5:02 | 33 | 4:58 | 34 | 5:07 | 35 | 5:06 | 36 | 5:13 | 37 | 5:08 | 38 | 5:10 | 39 | 5:08 | 40 | 5:12 | 41 | 5:02 | 42 | 5:06 | 43 | 5:03 | 44 | 5:05 | 45 | 5:13 | 46 | 5:22 | 47 | 5:17 | 48 | 5:18 | 49 | 5:26 | | | 3:28:29 (11) | 3:33:35 (11) | 3:38:38 (11) | 3:43:43 (11) | 3:48:56 (11) | 3:54:18 (11) | 3:59:35 (11) | 4:04:53 (11) | 4:10:19 (11) | | | | | | | | | | | | |

| 12 Ato IBÁÑEZ | | | | | | | | | | SWE 14 Nov 85 | | | | | | | | | | 4:17:04 | | | | | | | | | | | | | | | | | | | | | | | | | | | | | | | | | | | | | | | | | | | | | | | | | | | | | | | | | | | | | | | | | | | | | | | | | | | | | | | | | | | | | | | | | | | | | | | | | | | | |
|---------------|------|---|------|---|------|---|------|---|------|---------------|------|---|------|---|------|---|------|----|------|---------|------|----|------|----|------|----|------|----|------|----|------|----|------|----|------|----|------|----|------|----|------|----|------|----|------|----|-------|----|------|----|------|----|------|----|------|----|------|----|------|----|------|----|------|----|------|----|------|----|------|----|------|----|------|----|------|----|------|----|------|----|------|----|------|----|------|----|------|----|------|----|------|----|------|----|------|----|------|--|--|--------------|--------------|--------------|--------------|--------------|--------------|--------------|--------------|--------------|--|--|--|--|--|--|--|--|--|--|--|--|
| 1 | 5:17 | 2 | 5:08 | 3 | 5:01 | 4 | 5:05 | 5 | 5:01 | 6 | 5:06 | 7 | 5:03 | 8 | 5:01 | 9 | 5:03 | 10 | 5:11 | 11 | 4:58 | 12 | 5:04 | 13 | 5:03 | 14 | 5:10 | 15 | 5:00 | 16 | 4:59 | 17 | 4:58 | 18 | 5:00 | 19 | 5:00 | 20 | 5:01 | 21 | 4:56 | 22 | 4:55 | 23 | 4:56 | 24 | 10:06 | 25 | 4:53 | 26 | 4:53 | 27 | 4:56 | 28 | 4:53 | 29 | 4:52 | 30 | 4:58 | 31 | 4:56 | 32 | 4:58 | 33 | 4:54 | 34 | 5:02 | 35 | 5:00 | 36 | 5:03 | 37 | 4:57 | 38 | 5:04 | 39 | 5:03 | 40 | 5:09 | 41 | 5:04 | 42 | 5:07 | 43 | 5:04 | 44 | 5:12 | 45 | 5:09 | 46 | 5:09 | 47 | 5:07 | 48 | 5:12 | 49 | 5:11 | | | 3:30:37 (13) | 3:35:44 (12) | 3:40:48 (12) | 3:46:00 (12) | 3:51:09 (12) | 3:56:18 (12) | 4:01:25 (12) | 4:06:37 (12) | 4:11:48 (12) | | | | | | | | | | | | |

| 13 Rafat AUGUSTYN | | | | | | | | | | POL 14 May 84 | | | | | | | | | | 4:20:25 | | | | | | | | | | | | | | | | | | | | | | | | | | | | | | | | | | | | | | | | | | | | | | | | | | | | | | | | | | | | | | | | | | | | | | | | | | | | | | | | | | | | | | | | | | | | | | | | | | | | |
|-------------------|------|---|------|---|------|---|------|---|------|---------------|------|---|------|---|------|---|------|----|------|---------|------|----|------|----|------|----|------|----|------|----|------|----|------|----|------|----|------|----|------|----|------|----|------|----|------|----|------|----|------|----|------|----|------|----|------|----|------|----|------|----|------|----|------|----|------|----|------|----|------|----|------|----|------|----|------|----|------|----|------|----|------|----|------|----|------|----|------|----|------|----|------|----|------|----|------|----|------|--|--|--------------|--------------|--------------|--------------|--------------|--------------|--------------|--------------|--------------|--|--|--|--|--|--|--|--|--|--|--|--|
| 1 | 5:07 | 2 | 5:03 | 3 | 4:59 | 4 | 5:05 | 5 | 5:00 | 6 | 5:07 | 7 | 5:02 | 8 | 5:04 | 9 | 5:02 | 10 | 5:11 | 11 | 5:06 | 12 | 5:11 | 13 | 5:06 | 14 | 5:12 | 15 | 5:03 | 16 | 5:07 | 17 | 5:03 | 18 | 5:05 | 19 | 5:01 | 20 | 5:06 | 21 | 5:04 | 22 | 5:08 | 23 | 5:01 | 24 | 5:05 | 25 | 5:02 | 26 | 5:07 | 27 | 5:04 | 28 | 5:10 | 29 | 5:07 | 30 | 5:14 | 31 | 5:08 | 32 | 5:15 | 33 | 5:11 | 34 | 5:19 | 35 | 5:12 | 36 | 5:18 | 37 | 5:36 | 38 | 5:45 | 39 | 5:22 | 40 | 5:25 | 41 | 5:22 | 42 | 5:29 | 43 | 5:24 | 44 | 5:29 | 45 | 5:21 | 46 | 5:31 | 47 | 5:31 | 48 | 5:33 | 49 | 5:14 | | | 3:31:35 (15) | 3:37:04 (15) | 3:42:28 (15) | 3:47:57 (15) | 3:53:18 (13) | 3:58:49 (13) | 4:04:20 (13) | 4:09:53 (13) | 4:15:07 (13) | | | | | | | | | | | | |

| 14 Mathieu BILODEAU | | | | | | | | | | CAN 27 Nov 83 | | | | | | | | | | 4:21:13 | | | | | | | | | | | | | | | | | | | | | | | | | | | | | | | | | | | | | | | | | | | | | | | | | | | | | | | | | | | | | | | | | | | | | | | | | | | | | | | | | | | | | | | | | | | | | | | | | | | | |
|---------------------|------|---|------|---|------|---|------|---|------|---------------|------|---|------|---|------|---|------|----|------|---------|------|----|------|----|------|----|------|----|------|----|------|----|------|----|------|----|------|----|------|----|------|----|------|----|------|----|------|----|------|----|------|----|------|----|------|----|------|----|------|----|------|----|------|----|------|----|------|----|------|----|------|----|------|----|------|----|------|----|------|----|------|----|------|----|------|----|------|----|------|----|------|----|------|----|------|----|------|--|--|--------------|--------------|--------------|--------------|--------------|--------------|--------------|--------------|--------------|--|--|--|--|--|--|--|--|--|--|--|--|
| 1 | 5:20 | 2 | 5:07 | 3 | 5:03 | 4 | 5:07 | 5 | 5:07 | 6 | 5:09 | 7 | 5:08 | 8 | 5:09 | 9 | 5:04 | 10 | 5:11 | 11 | 5:05 | 12 | 5:11 | 13 | 5:05 | 14 | 5:11 | 15 | 5:08 | 16 | 5:06 | 17 | 5:09 | 18 | 5:09 | 19 | 5:02 | 20 | 5:08 | 21 | 5:02 | 22 | 5:05 | 23 | 5:05 | 24 | 5:05 | 25 | 5:03 | 26 | 5:03 | 27 | 4:59 | 28 | 5:07 | 29 | 5:01 | 30 | 5:09 | 31 | 4:57 | 32 | 5:03 | 33 | 5:01 | 34 | 5:11 | 35 | 5:08 | 36 | 5:20 | 37 | 5:10 | 38 | 5:15 | 39 | 5:15 | 40 | 5:19 | 41 | 5:16 | 42 | 5:45 | 43 | 5:32 | 44 | 6:21 | 45 | 5:34 | 46 | 6:59 | 47 | 5:12 | 48 | 5:16 | 49 | 5:14 | | | 3:30:13 (12) | 3:35:58 (13) | 3:41:30 (13) | 3:47:51 (13) | 3:53:25 (14) | 4:00:24 (15) | 4:05:36 (15) | 4:10:52 (14) | 4:16:06 (14) | | | | | | | | | | | | |



RACE ANALYSIS
50 Kilometres Race Walk Men

ATHLETE DUNFEE INTERMEDIATE TIMES UPDATED

| 15 Artur MASTIANICA | | | | | | | | | | LTU | | 30 Jul 92 | | 4:21:54 | | | | | |
|---------------------|--------------|----|--------------|----|--------------|----|--------------|----|--------------|-----|--------------|-----------|--------------|---------|--------------|----|--------------|----|--------------|
| 1 | 5:14 | 2 | 5:11 | 3 | 5:02 | 4 | 5:14 | 5 | 5:06 | 6 | 5:10 | 7 | 5:06 | 8 | 5:10 | 9 | 5:05 | 10 | 5:10 |
| | 5:14 (21) | | 10:25 (28) | | 15:27 (32) | | 20:41 (36) | | 25:47 (36) | | 30:57 (36) | | 36:03 (37) | | 41:13 (41) | | 46:18 (41) | | 51:28 (41) |
| 11 | 5:09 | 12 | 5:10 | 13 | 5:06 | 14 | 5:10 | 15 | 5:08 | 16 | 5:14 | 17 | 5:09 | 18 | 5:07 | 19 | 5:10 | 20 | 5:10 |
| | 56:37 (40) | | 1:01:47 (37) | | 1:06:53 (37) | | 1:12:03 (34) | | 1:17:11 (34) | | 1:22:25 (34) | | 1:27:34 (32) | | 1:32:41 (32) | | 1:37:51 (31) | | 1:43:01 (31) |
| 21 | 5:08 | 22 | 5:12 | 23 | 5:06 | 24 | 5:09 | 25 | 5:04 | 26 | 5:13 | 27 | 5:10 | 28 | 5:08 | 29 | 5:01 | 30 | 5:11 |
| | 1:48:09 (30) | | 1:53:21 (31) | | 1:58:27 (31) | | 2:03:36 (25) | | 2:08:40 (24) | | 2:13:53 (25) | | 2:19:03 (25) | | 2:24:11 (24) | | 2:29:12 (21) | | 2:34:23 (22) |
| 31 | 5:05 | 32 | 5:09 | 33 | 5:08 | 34 | 5:16 | 35 | 5:15 | 36 | 5:32 | 37 | 5:29 | 38 | 5:34 | 39 | 5:52 | 40 | 6:02 |
| | 2:39:28 (21) | | 2:44:37 (20) | | 2:49:45 (20) | | 2:55:01 (19) | | 3:00:16 (18) | | 3:05:48 (19) | | 3:11:17 (18) | | 3:16:51 (18) | | 3:22:43 (19) | | 3:28:45 (18) |
| 41 | 5:45 | 42 | 5:20 | 43 | 5:09 | 44 | 5:13 | 45 | 5:17 | 46 | 5:37 | 47 | 5:36 | 48 | 5:14 | 49 | 5:04 | | |
| | 3:34:30 (18) | | 3:39:50 (18) | | 3:44:59 (18) | | 3:50:12 (18) | | 3:55:29 (17) | | 4:01:06 (18) | | 4:06:42 (18) | | 4:11:56 (16) | | 4:17:00 (16) | | |

| 16 Michele ANTONELLI | | | | | | | | | | ITA | | 23 May 94 | | 4:22:20 | | | | | |
|----------------------|--------------|----|--------------|----|--------------|----|--------------|----|--------------|-----|--------------|-----------|--------------|---------|--------------|----|--------------|----|--------------|
| 1 | 5:25 | 2 | 5:12 | 3 | 5:06 | 4 | 5:07 | 5 | 5:07 | 6 | 5:09 | 7 | 4:58 | 8 | 5:09 | 9 | 5:04 | 10 | 5:09 |
| | 5:25 (43) | | 10:37 (44) | | 15:43 (45) | | 20:50 (45) | | 25:57 (42) | | 31:06 (43) | | 36:04 (42) | | 41:13 (40) | | 46:17 (39) | | 51:26 (37) |
| 11 | 5:09 | 12 | 5:08 | 13 | 5:07 | 14 | 5:09 | 15 | 5:09 | 16 | 5:12 | 17 | 5:13 | 18 | 5:07 | 19 | 5:05 | 20 | 5:10 |
| | 56:35 (37) | | 1:01:43 (35) | | 1:06:50 (34) | | 1:11:59 (32) | | 1:17:08 (31) | | 1:22:20 (31) | | 1:27:33 (29) | | 1:32:40 (30) | | 1:37:45 (29) | | 1:42:55 (30) |
| 21 | 5:20 | 22 | 5:03 | 23 | 5:08 | 24 | 5:10 | 25 | 5:04 | 26 | 5:10 | 27 | 5:07 | 28 | 5:10 | 29 | 5:08 | 30 | 5:06 |
| | 1:48:15 (31) | | 1:53:18 (30) | | 1:58:26 (29) | | 2:03:36 (26) | | 2:08:40 (25) | | 2:13:50 (24) | | 2:18:57 (24) | | 2:24:07 (23) | | 2:29:15 (22) | | 2:34:21 (21) |
| 31 | 5:04 | 32 | 5:07 | 33 | 5:04 | 34 | 5:03 | 35 | 4:58 | 36 | 5:07 | 37 | 5:08 | 38 | 5:14 | 39 | 5:10 | 40 | 5:22 |
| | 2:39:25 (20) | | 2:44:32 (18) | | 2:49:36 (18) | | 2:54:39 (18) | | 2:59:37 (16) | | 3:04:44 (16) | | 3:09:52 (16) | | 3:15:06 (15) | | 3:20:16 (14) | | 3:25:38 (14) |
| 41 | 5:23 | 42 | 5:28 | 43 | 5:30 | 44 | 5:52 | 45 | 5:55 | 46 | 5:55 | 47 | 5:40 | 48 | 5:47 | 49 | 5:33 | | |
| | 3:31:01 (14) | | 3:36:29 (14) | | 3:41:59 (14) | | 3:47:51 (14) | | 3:53:46 (15) | | 3:59:41 (14) | | 4:05:21 (14) | | 4:11:08 (15) | | 4:16:41 (15) | | |

| 17 Alexandros PAPAMICHAIL | | | | | | | | | | GRE | | 18 Sep 88 | | 4:22:39 | | | | | |
|---------------------------|--------------|----|--------------|----|--------------|----|--------------|----|--------------|-----|--------------|-----------|--------------|---------|--------------|----|--------------|----|--------------|
| 1 | 5:14 | 2 | 5:00 | 3 | 5:03 | 4 | 5:07 | 5 | 5:05 | 6 | 5:08 | 7 | 5:08 | 8 | 5:08 | 9 | 5:04 | 10 | 5:07 |
| | 5:14 (20) | | 10:14 (19) | | 15:17 (20) | | 20:24 (23) | | 25:29 (25) | | 30:37 (25) | | 35:45 (26) | | 40:53 (26) | | 45:57 (26) | | 51:04 (24) |
| 11 | 5:06 | 12 | 5:09 | 13 | 5:08 | 14 | 5:10 | 15 | 5:09 | 16 | 5:07 | 17 | 5:00 | 18 | 5:07 | 19 | 5:03 | 20 | 5:08 |
| | 56:10 (24) | | 1:01:19 (24) | | 1:06:27 (24) | | 1:11:37 (22) | | 1:16:46 (23) | | 1:21:53 (24) | | 1:26:53 (24) | | 1:32:00 (22) | | 1:37:03 (24) | | 1:42:11 (25) |
| 21 | 5:09 | 22 | 5:04 | 23 | 5:06 | 24 | 5:08 | 25 | 5:08 | 26 | 5:09 | 27 | 5:05 | 28 | 5:10 | 29 | 6:06 | 30 | 5:12 |
| | 1:47:20 (24) | | 1:52:24 (24) | | 1:57:30 (24) | | 2:02:38 (22) | | 2:07:46 (22) | | 2:12:55 (22) | | 2:18:00 (22) | | 2:23:10 (22) | | 2:29:16 (23) | | 2:34:28 (23) |
| 31 | 5:12 | 32 | 5:17 | 33 | 5:18 | 34 | 5:22 | 35 | 5:17 | 36 | 5:20 | 37 | 5:23 | 38 | 5:28 | 39 | 5:23 | 40 | 5:31 |
| | 2:39:40 (22) | | 2:44:57 (21) | | 2:50:15 (21) | | 2:55:37 (21) | | 3:00:54 (20) | | 3:06:14 (20) | | 3:11:37 (20) | | 3:17:05 (19) | | 3:22:28 (18) | | 3:27:59 (17) |
| 41 | 5:26 | 42 | 5:30 | 43 | 5:32 | 44 | 5:36 | 45 | 5:32 | 46 | 5:30 | 47 | 5:29 | 48 | 5:29 | 49 | 5:23 | | |
| | 3:33:25 (17) | | 3:38:55 (17) | | 3:44:27 (17) | | 3:50:03 (17) | | 3:55:35 (18) | | 4:01:05 (17) | | 4:06:34 (16) | | 4:12:03 (17) | | 4:17:26 (17) | | |

| 18 Horaci NAVA | | | | | | | | | | MEX | | 20 Jan 82 | | 4:24:16 | | | | | |
|----------------|--------------|----|--------------|----|--------------|----|--------------|----|--------------|-----|--------------|-----------|--------------|---------|--------------|----|--------------|----|--------------|
| 1 | 5:06 | 2 | 5:01 | 3 | 5:00 | 4 | 5:05 | 5 | 4:58 | 6 | 4:58 | 7 | 4:57 | 8 | 4:58 | 9 | 4:56 | 10 | 5:01 |
| | 5:06 (6) | | 10:07 (8) | | 15:07 (8) | | 20:12 (9) | | 25:10 (9) | | 30:08 (9) | | 35:05 (7) | | 40:03 (9) | | 44:59 (8) | | 50:00 (8) |
| 11 | 4:52 | 12 | 4:58 | 13 | 4:58 | 14 | 5:07 | 15 | 5:03 | 16 | 5:01 | 17 | 4:56 | 18 | 5:01 | 19 | 4:56 | 20 | 5:03 |
| | 54:52 (8) | | 59:50 (5) | | 1:04:48 (5) | | 1:09:55 (4) | | 1:14:58 (5) | | 1:19:59 (6) | | 1:24:55 (6) | | 1:29:56 (6) | | 1:34:52 (6) | | 1:39:55 (5) |
| 21 | 4:59 | 22 | 5:04 | 23 | 4:56 | 24 | 5:01 | 25 | 5:00 | 26 | 5:03 | 27 | 5:04 | 28 | 5:11 | 29 | 5:15 | 30 | 5:22 |
| | 1:44:54 (7) | | 1:49:58 (10) | | 1:54:54 (10) | | 1:59:55 (10) | | 2:04:55 (9) | | 2:09:58 (9) | | 2:15:02 (9) | | 2:20:13 (10) | | 2:25:28 (12) | | 2:30:50 (12) |
| 31 | 5:22 | 32 | 5:23 | 33 | 5:20 | 34 | 5:28 | 35 | 5:25 | 36 | 5:38 | 37 | 5:37 | 38 | 5:38 | 39 | 5:39 | 40 | 5:46 |
| | 2:36:12 (10) | | 2:41:35 (11) | | 2:46:55 (11) | | 2:52:23 (12) | | 2:57:48 (12) | | 3:03:26 (12) | | 3:09:03 (12) | | 3:14:41 (14) | | 3:20:20 (15) | | 3:26:06 (15) |
| 41 | 5:40 | 42 | 5:47 | 43 | 5:46 | 44 | 5:51 | 45 | 5:48 | 46 | 5:50 | 47 | 5:49 | 48 | 5:47 | 49 | 5:55 | | |
| | 3:31:46 (16) | | 3:37:33 (16) | | 3:43:19 (16) | | 3:49:10 (16) | | 3:54:58 (16) | | 4:00:48 (16) | | 4:06:37 (17) | | 4:12:24 (18) | | 4:18:19 (18) | | |

| 19 Marc TUR | | | | | | | | | | ESP | | 30 Nov 94 | | 4:24:38 | | | | | |
|-------------|--------------|----|--------------|----|--------------|----|--------------|----|--------------|-----|--------------|-----------|--------------|---------|--------------|----|--------------|----|--------------|
| 1 | 5:22 | 2 | 5:11 | 3 | 5:05 | 4 | 5:10 | 5 | 5:03 | 6 | 5:08 | 7 | 5:04 | 8 | 5:07 | 9 | 5:04 | 10 | 5:11 |
| | 5:22 (38) | | 10:33 (40) | | 15:38 (41) | | 20:48 (41) | | 25:51 (38) | | 30:59 (38) | | 36:03 (38) | | 41:10 (36) | | 46:14 (34) | | 51:25 (35) |
| 11 | 5:05 | 12 | 5:10 | 13 | 5:05 | 14 | 5:07 | 15 | 5:00 | 16 | 5:04 | 17 | 5:02 | 18 | 5:06 | 19 | 5:03 | 20 | 5:03 |
| | 56:30 (32) | | 1:01:40 (31) | | 1:06:45 (30) | | 1:11:52 (27) | | 1:16:52 (27) | | 1:21:56 (27) | | 1:26:58 (26) | | 1:32:04 (26) | | 1:37:07 (26) | | 1:42:10 (22) |
| 21 | 5:07 | 22 | 5:07 | 23 | 5:04 | 24 | 5:08 | 25 | 5:00 | 26 | 5:08 | 27 | 5:16 | 28 | 9:59 | 29 | 5:03 | 30 | 5:08 |
| | 1:47:17 (22) | | 1:52:24 (25) | | 1:57:28 (23) | | 2:02:36 (21) | | 2:07:36 (21) | | 2:12:44 (21) | | 2:18:00 (21) | | 2:27:59 (33) | | 2:33:02 (32) | | 2:38:10 (31) |
| 31 | 5:08 | 32 | 5:21 | 33 | 5:17 | 34 | 5:18 | 35 | 5:15 | 36 | 5:20 | 37 | 5:14 | 38 | 5:26 | 39 | 5:15 | 40 | 5:31 |
| | 2:43:18 (29) | | 2:48:39 (29) | | 2:53:56 (27) | | 2:59:14 (26) | | 3:04:29 (25) | | 3:09:49 (23) | | 3:15:03 (22) | | 3:20:29 (22) | | 3:25:44 (21) | | 3:31:15 (20) |
| 41 | 5:15 | 42 | 5:17 | 43 | 5:23 | 44 | 5:30 | 45 | 5:16 | 46 | 5:22 | 47 | 5:29 | 48 | 5:23 | 49 | 5:11 | | |
| | 3:36:30 (20) | | 3:41:47 (20) | | 3:47:10 (20) | | 3:52:40 (19) | | 3:57:56 (19) | | 4:03:18 (19) | | 4:08:47 (19) | | 4:14:10 (19) | | 4:19:21 (19) | | |



RACE ANALYSIS
50 Kilometres Race Walk Men

ATHLETE DUNFEE INTERMEDIATE TIMES UPDATED

20 Jarkko KINNUNEN

FIN 19 Jan 84 **4:25:36**

| | | | | | | | | | | | | | | | | | | | |
|----|--------------|----|--------------|----|--------------|----|--------------|----|--------------|----|--------------|----|--------------|----|--------------|----|--------------|----|--------------|
| 1 | 5:16 | 2 | 5:09 | 3 | 5:02 | 4 | 5:08 | 5 | 5:08 | 6 | 5:10 | 7 | 5:09 | 8 | 5:07 | 9 | 5:07 | 10 | 5:10 |
| | 5:16 (26) | | 10:25 (26) | | 15:27 (29) | | 20:35 (28) | | 25:43 (29) | | 30:53 (33) | | 36:02 (33) | | 41:09 (32) | | 46:16 (37) | | 51:26 (38) |
| 11 | 5:08 | 12 | 5:17 | 13 | 5:05 | 14 | 5:13 | 15 | 5:12 | 16 | 5:32 | 17 | 5:07 | 18 | 5:14 | 19 | 5:12 | 20 | 5:16 |
| | 56:34 (36) | | 1:01:51 (39) | | 1:06:56 (39) | | 1:12:09 (36) | | 1:17:21 (36) | | 1:22:53 (36) | | 1:28:00 (35) | | 1:33:14 (35) | | 1:38:26 (34) | | 1:43:42 (34) |
| 21 | 5:13 | 22 | 5:20 | 23 | 5:18 | 24 | 5:25 | 25 | 5:21 | 26 | 5:25 | 27 | 5:23 | 28 | 5:26 | 29 | 5:23 | 30 | 5:26 |
| | 1:48:55 (34) | | 1:54:15 (33) | | 1:59:33 (33) | | 2:04:58 (30) | | 2:10:19 (30) | | 2:15:44 (31) | | 2:21:07 (32) | | 2:26:33 (31) | | 2:31:56 (29) | | 2:37:22 (29) |
| 31 | 5:22 | 32 | 5:40 | 33 | 5:19 | 34 | 5:24 | 35 | 5:22 | 36 | 5:22 | 37 | 5:21 | 38 | 5:33 | 39 | 5:22 | 40 | 5:27 |
| | 2:42:44 (27) | | 2:48:24 (28) | | 2:53:43 (26) | | 2:59:07 (25) | | 3:04:29 (24) | | 3:09:51 (24) | | 3:15:12 (23) | | 3:20:45 (23) | | 3:26:07 (22) | | 3:31:34 (21) |
| 41 | 5:25 | 42 | 5:30 | 43 | 5:29 | 44 | 5:31 | 45 | 5:25 | 46 | 5:22 | 47 | 5:23 | 48 | 5:25 | 49 | 5:17 | | |
| | 3:36:59 (21) | | 3:42:29 (21) | | 3:47:58 (21) | | 3:53:29 (21) | | 3:58:54 (21) | | 4:04:16 (20) | | 4:09:39 (20) | | 4:15:04 (20) | | 4:20:21 (20) | | |

> ~ >

21 Arnis RUMBENIEKS

LAT 4 Apr 88 **4:28:18**

| | | | | | | | | | | | | | | | | | | | |
|----|--------------|----|--------------|----|--------------|----|--------------|----|--------------|----|--------------|----|--------------|----|--------------|----|--------------|----|--------------|
| 1 | 5:23 | 2 | 5:08 | 3 | 5:05 | 4 | 5:10 | 5 | 5:12 | 6 | 5:08 | 7 | 4:57 | 8 | 5:10 | 9 | 5:04 | 10 | 5:09 |
| | 5:23 (39) | | 10:31 (39) | | 15:36 (40) | | 20:46 (40) | | 25:58 (44) | | 31:06 (41) | | 36:03 (39) | | 41:13 (39) | | 46:17 (40) | | 51:26 (36) |
| 11 | 5:04 | 12 | 5:12 | 13 | 5:04 | 14 | 5:08 | 15 | 5:07 | 16 | 5:09 | 17 | 5:10 | 18 | 5:11 | 19 | 5:05 | 20 | 5:09 |
| | 56:30 (34) | | 1:01:42 (33) | | 1:06:46 (31) | | 1:11:54 (28) | | 1:17:01 (28) | | 1:22:10 (28) | | 1:27:20 (28) | | 1:32:31 (28) | | 1:37:36 (28) | | 1:42:45 (28) |
| 21 | 5:05 | 22 | 5:12 | 23 | 5:14 | 24 | 5:21 | 25 | 5:11 | 26 | 5:15 | 27 | 5:14 | 28 | 5:18 | 29 | 5:18 | 30 | 5:22 |
| | 1:47:50 (28) | | 1:53:02 (28) | | 1:58:16 (27) | | 2:03:37 (27) | | 2:08:48 (27) | | 2:14:03 (26) | | 2:19:17 (26) | | 2:24:35 (25) | | 2:29:53 (24) | | 2:35:15 (24) |
| 31 | 5:21 | 32 | 5:22 | 33 | 5:23 | 34 | 5:22 | 35 | 5:17 | 36 | 5:22 | 37 | 5:27 | 38 | 5:40 | 39 | 5:36 | 40 | 5:42 |
| | 2:40:36 (24) | | 2:45:58 (24) | | 2:51:21 (23) | | 2:56:43 (23) | | 3:02:00 (21) | | 3:07:22 (21) | | 3:12:49 (21) | | 3:18:29 (20) | | 3:24:05 (20) | | 3:29:47 (19) |
| 41 | 5:42 | 42 | 5:51 | 43 | 5:49 | 44 | 5:58 | 45 | 5:44 | 46 | 5:43 | 47 | 5:49 | 48 | 5:57 | 49 | 5:58 | | |
| | 3:35:29 (19) | | 3:41:20 (19) | | 3:47:09 (19) | | 3:53:07 (20) | | 3:58:51 (20) | | 4:04:34 (21) | | 4:10:23 (21) | | 4:16:20 (21) | | 4:22:18 (21) | | |

>

22 Artur BRZOZOWSKI

POL 29 Mar 85 **4:30:17**

| | | | | | | | | | | | | | | | | | | | |
|----|--------------|----|--------------|----|--------------|----|--------------|----|--------------|----|--------------|----|--------------|----|--------------|----|--------------|----|--------------|
| 1 | 5:14 | 2 | 5:00 | 3 | 4:57 | 4 | 5:02 | 5 | 4:59 | 6 | 5:06 | 7 | 5:03 | 8 | 5:01 | 9 | 5:03 | 10 | 5:05 |
| | 5:14 (19) | | 10:14 (18) | | 15:11 (17) | | 20:13 (15) | | 25:12 (15) | | 30:18 (15) | | 35:21 (17) | | 40:22 (17) | | 45:25 (17) | | 50:30 (18) |
| 11 | 5:01 | 12 | 5:05 | 13 | 5:04 | 14 | 10:13 | 15 | 4:57 | 16 | 4:59 | 17 | 4:52 | 18 | 5:02 | 19 | 4:52 | 20 | 5:00 |
| | 55:31 (17) | | 1:00:36 (17) | | 1:05:40 (16) | | 1:15:53 (45) | | 1:20:50 (43) | | 1:25:49 (42) | | 1:30:41 (40) | | 1:35:43 (40) | | 1:40:35 (38) | | 1:45:35 (38) |
| 21 | 4:59 | 22 | 5:02 | 23 | 4:54 | 24 | 5:02 | 25 | 4:57 | 26 | 5:00 | 27 | 5:02 | 28 | 5:05 | 29 | 5:36 | 30 | 5:12 |
| | 1:50:34 (36) | | 1:55:36 (35) | | 2:00:30 (34) | | 2:05:32 (32) | | 2:10:29 (32) | | 2:15:29 (30) | | 2:20:31 (29) | | 2:25:36 (28) | | 2:31:12 (28) | | 2:36:24 (27) |
| 31 | 5:30 | 32 | 5:26 | 33 | 6:15 | 34 | 5:45 | 35 | 5:54 | 36 | 7:03 | 37 | 6:21 | 38 | 7:35 | 39 | 6:47 | 40 | 5:41 |
| | 2:41:54 (26) | | 2:47:20 (26) | | 2:53:35 (25) | | 2:59:20 (27) | | 3:05:14 (26) | | 3:12:17 (26) | | 3:18:38 (27) | | 3:26:13 (26) | | 3:33:00 (25) | | 3:38:41 (24) |
| 41 | 5:33 | 42 | 5:22 | 43 | 5:00 | 44 | 5:10 | 45 | 5:02 | 46 | 5:09 | 47 | 5:02 | 48 | 5:09 | 49 | 5:11 | | |
| | 3:44:14 (23) | | 3:49:36 (23) | | 3:54:36 (23) | | 3:59:46 (23) | | 4:04:48 (23) | | 4:09:57 (23) | | 4:14:59 (23) | | 4:20:08 (23) | | 4:25:19 (23) | | |

> ~ >

23 Jonathan HILBERT

GER 24 Jan 95 **4:30:43**

| | | | | | | | | | | | | | | | | | | | |
|----|--------------|----|--------------|----|--------------|----|--------------|----|--------------|----|--------------|----|--------------|----|--------------|----|--------------|----|--------------|
| 1 | 5:25 | 2 | 5:12 | 3 | 5:10 | 4 | 5:10 | 5 | 5:09 | 6 | 5:20 | 7 | 5:21 | 8 | 5:20 | 9 | 5:19 | 10 | 5:18 |
| | 5:25 (44) | | 10:37 (45) | | 15:47 (46) | | 20:57 (46) | | 26:06 (46) | | 31:26 (46) | | 36:47 (46) | | 42:07 (46) | | 47:26 (46) | | 52:44 (45) |
| 11 | 5:17 | 12 | 5:25 | 13 | 5:22 | 14 | 5:27 | 15 | 5:20 | 16 | 5:22 | 17 | 5:20 | 18 | 5:20 | 19 | 5:14 | 20 | 5:17 |
| | 58:01 (44) | | 1:03:26 (44) | | 1:08:48 (44) | | 1:14:15 (42) | | 1:19:35 (41) | | 1:24:57 (39) | | 1:30:17 (38) | | 1:35:37 (38) | | 1:40:51 (39) | | 1:46:08 (39) |
| 21 | 5:14 | 22 | 5:20 | 23 | 5:19 | 24 | 5:24 | 25 | 5:20 | 26 | 5:21 | 27 | 5:18 | 28 | 5:21 | 29 | 5:18 | 30 | 5:16 |
| | 1:51:22 (38) | | 1:56:42 (36) | | 2:02:01 (35) | | 2:07:25 (34) | | 2:12:45 (34) | | 2:18:06 (34) | | 2:23:24 (34) | | 2:28:45 (34) | | 2:34:03 (33) | | 2:39:19 (33) |
| 31 | 5:16 | 32 | 5:19 | 33 | 5:17 | 34 | 5:21 | 35 | 5:19 | 36 | 5:24 | 37 | 5:20 | 38 | 5:23 | 39 | 5:25 | 40 | 6:05 |
| | 2:44:35 (31) | | 2:49:54 (30) | | 2:55:11 (29) | | 3:00:32 (29) | | 3:05:51 (27) | | 3:11:15 (25) | | 3:16:35 (25) | | 3:21:58 (24) | | 3:27:23 (23) | | 3:33:28 (22) |
| 41 | 5:25 | 42 | 5:49 | 43 | 5:28 | 44 | 5:49 | 45 | 5:32 | 46 | 6:11 | 47 | 5:40 | 48 | 6:09 | 49 | 5:40 | | |
| | 3:38:53 (22) | | 3:44:42 (22) | | 3:50:10 (22) | | 3:55:59 (22) | | 4:01:31 (22) | | 4:07:42 (22) | | 4:13:22 (22) | | 4:19:31 (22) | | 4:25:11 (22) | | |

>

24 Marc MUNDELL

RSA 7 Jul 83 **4:41:39**

| | | | | | | | | | | | | | | | | | | | |
|----|--------------|----|--------------|----|--------------|----|--------------|----|--------------|----|--------------|----|--------------|----|--------------|----|--------------|----|--------------|
| 1 | 5:21 | 2 | 5:07 | 3 | 5:05 | 4 | 5:11 | 5 | 5:14 | 6 | 5:15 | 7 | 5:17 | 8 | 5:19 | 9 | 5:19 | 10 | 5:17 |
| | 5:21 (36) | | 10:28 (36) | | 15:33 (37) | | 20:44 (38) | | 25:58 (45) | | 31:13 (44) | | 36:30 (45) | | 41:49 (45) | | 47:08 (45) | | 52:25 (44) |
| 11 | 5:38 | 12 | 5:23 | 13 | 5:22 | 14 | 5:27 | 15 | 5:22 | 16 | 5:20 | 17 | 5:20 | 18 | 5:22 | 19 | 5:35 | 20 | 5:24 |
| | 58:03 (45) | | 1:03:26 (45) | | 1:08:48 (43) | | 1:14:15 (43) | | 1:19:37 (42) | | 1:24:57 (40) | | 1:30:17 (39) | | 1:35:39 (39) | | 1:41:14 (40) | | 1:46:38 (40) |
| 21 | 5:28 | 22 | 5:32 | 23 | 5:29 | 24 | 5:26 | 25 | 5:35 | 26 | 5:30 | 27 | 5:40 | 28 | 5:42 | 29 | 5:37 | 30 | 5:42 |
| | 1:52:06 (39) | | 1:57:38 (38) | | 2:03:07 (37) | | 2:08:33 (35) | | 2:14:08 (35) | | 2:19:38 (35) | | 2:25:18 (35) | | 2:31:00 (35) | | 2:36:37 (34) | | 2:42:19 (34) |
| 31 | 5:46 | 32 | 5:48 | 33 | 5:45 | 34 | 5:47 | 35 | 5:46 | 36 | 5:42 | 37 | 5:50 | 38 | 5:48 | 39 | 5:58 | 40 | 5:57 |
| | 2:48:05 (33) | | 2:53:53 (33) | | 2:59:38 (32) | | 3:05:25 (30) | | 3:11:11 (29) | | 3:16:53 (28) | | 3:22:43 (28) | | 3:28:31 (27) | | 3:34:29 (26) | | 3:40:26 (25) |
| 41 | 6:06 | 42 | 6:03 | 43 | 7:35 | 44 | 5:56 | 45 | 5:42 | 46 | 6:26 | 47 | 6:21 | 48 | 5:56 | 49 | 5:55 | | |
| | 3:46:32 (25) | | 3:52:35 (25) | | 4:00:10 (25) | | 4:06:06 (25) | | 4:11:48 (25) | | 4:18:14 (25) | | 4:24:35 (24) | | 4:30:31 (24) | | 4:36:26 (24) | | |



RACE ANALYSIS
50 Kilometres Race Walk Men

ATHLETE DUNFEE INTERMEDIATE TIMES UPDATED

25 Valeriy LITANYUK

UKR 2 Apr 94 **4:42:18**

| | | | | | | | | | | | | | | | | | | | |
|----|--------------|----|--------------|----|--------------|----|--------------|----|--------------|----|--------------|----|--------------|----|--------------|----|--------------|----|--------------|
| 1 | 5:17 | 2 | 5:02 | 3 | 4:59 | 4 | 5:04 | 5 | 5:00 | 6 | 5:00 | 7 | 4:59 | 8 | 4:59 | 9 | 5:01 | 10 | 5:03 |
| | 5:17 (29) | | 10:19 (22) | | 15:18 (22) | | 20:22 (21) | | 25:22 (22) | | 30:22 (19) | | 35:21 (16) | | 40:20 (16) | | 45:21 (15) | | 50:24 (15) |
| 11 | 5:01 | 12 | 5:02 | 13 | 5:04 | 14 | 5:05 | 15 | 5:01 | 16 | 5:07 | 17 | 5:06 | 18 | 5:13 | 19 | 5:14 | 20 | 5:16 |
| | 55:25 (15) | | 1:00:27 (15) | | 1:05:31 (15) | | 1:10:36 (14) | | 1:15:37 (14) | | 1:20:44 (13) | | 1:25:50 (15) | | 1:31:03 (17) | | 1:36:17 (18) | | 1:41:33 (18) |
| 21 | 5:17 | 22 | 5:21 | 23 | 5:22 | 24 | 5:37 | 25 | 5:34 | 26 | 5:36 | 27 | 5:41 | 28 | 5:32 | 29 | 5:39 | 30 | 5:45 |
| | 1:46:50 (19) | | 1:52:11 (21) | | 1:57:33 (25) | | 2:03:10 (24) | | 2:08:44 (26) | | 2:14:20 (27) | | 2:20:01 (28) | | 2:25:33 (27) | | 2:31:12 (27) | | 2:36:57 (28) |
| 31 | 5:48 | 32 | 5:34 | 33 | 6:03 | 34 | 5:50 | 35 | 5:43 | 36 | 6:28 | 37 | 6:03 | 38 | 6:14 | 39 | 6:15 | 40 | 6:46 |
| | 2:42:45 (28) | | 2:48:19 (27) | | 2:54:22 (28) | | 3:00:12 (28) | | 3:05:55 (28) | | 3:12:23 (27) | | 3:18:26 (26) | | 3:24:40 (25) | | 3:30:55 (24) | | 3:37:41 (23) |
| 41 | 6:58 | 42 | 6:40 | 43 | 6:47 | 44 | 6:10 | 45 | 7:26 | 46 | 6:25 | 47 | 6:54 | 48 | 6:20 | 49 | 5:42 | | |
| | 3:44:39 (24) | | 3:51:19 (24) | | 3:58:06 (24) | | 4:04:16 (24) | | 4:11:42 (24) | | 4:18:07 (24) | | 4:25:01 (25) | | 4:31:21 (25) | | 4:37:03 (25) | | |

26 Bence VENERCSÁN

HUN 8 Jan 96 **4:45:04**

| | | | | | | | | | | | | | | | | | | | |
|----|--------------|----|--------------|----|--------------|----|--------------|----|--------------|----|--------------|----|--------------|----|--------------|----|--------------|----|--------------|
| 1 | 5:17 | 2 | 5:08 | 3 | 5:02 | 4 | 5:12 | 5 | 5:04 | 6 | 5:08 | 7 | 5:07 | 8 | 5:08 | 9 | 5:06 | 10 | 5:13 |
| | 5:17 (30) | | 10:25 (30) | | 15:27 (31) | | 20:39 (34) | | 25:43 (31) | | 30:51 (30) | | 35:58 (30) | | 41:06 (31) | | 46:12 (31) | | 51:25 (33) |
| 11 | 5:06 | 12 | 5:11 | 13 | 5:09 | 14 | 5:19 | 15 | 5:22 | 16 | 5:28 | 17 | 5:29 | 18 | 5:31 | 19 | 5:33 | 20 | 5:38 |
| | 56:31 (35) | | 1:01:42 (34) | | 1:06:51 (36) | | 1:12:10 (37) | | 1:17:32 (37) | | 1:23:00 (38) | | 1:28:29 (37) | | 1:34:00 (37) | | 1:39:33 (37) | | 1:45:11 (36) |
| 21 | 5:45 | 22 | 5:51 | 23 | 6:04 | 24 | 5:51 | 25 | 6:00 | 26 | 6:09 | 27 | 5:59 | 28 | 5:59 | 29 | 6:12 | 30 | 6:27 |
| | 1:50:56 (37) | | 1:56:47 (37) | | 2:02:51 (36) | | 2:08:42 (36) | | 2:14:42 (36) | | 2:20:51 (36) | | 2:26:50 (36) | | 2:32:49 (36) | | 2:39:01 (35) | | 2:45:28 (35) |
| 31 | 7:02 | 32 | 6:48 | 33 | 6:09 | 34 | 6:25 | 35 | 6:52 | 36 | 7:29 | 37 | 5:28 | 38 | 5:21 | 39 | 5:17 | 40 | 5:28 |
| | 2:52:30 (34) | | 2:59:18 (34) | | 3:05:27 (33) | | 3:11:52 (33) | | 3:18:44 (32) | | 3:26:13 (31) | | 3:31:41 (31) | | 3:37:02 (30) | | 3:42:19 (29) | | 3:47:47 (27) |
| 41 | 5:55 | 42 | 5:57 | 43 | 6:32 | 44 | 5:42 | 45 | 5:30 | 46 | 5:31 | 47 | 5:29 | 48 | 6:05 | 49 | 5:26 | | |
| | 3:53:42 (26) | | 3:59:39 (26) | | 4:06:11 (26) | | 4:11:53 (26) | | 4:17:23 (26) | | 4:22:54 (26) | | 4:28:23 (26) | | 4:34:28 (26) | | 4:39:54 (26) | | |

27 Hayato KATSUKI

JPN 28 Nov 90 **4:46:10**

| | | | | | | | | | | | | | | | | | | | |
|----|--------------|----|--------------|----|--------------|----|--------------|----|--------------|----|--------------|----|--------------|----|--------------|----|--------------|----|--------------|
| 1 | 5:06 | 2 | 5:02 | 3 | 5:00 | 4 | 5:05 | 5 | 5:05 | 6 | 5:05 | 7 | 5:08 | 8 | 5:08 | 9 | 5:17 | 10 | 5:20 |
| | 5:06 (7) | | 10:08 (11) | | 15:08 (10) | | 20:13 (14) | | 25:18 (18) | | 30:23 (22) | | 35:31 (23) | | 40:39 (24) | | 45:56 (25) | | 51:16 (28) |
| 11 | 5:27 | 12 | 5:20 | 13 | 5:17 | 14 | 5:13 | 15 | 5:11 | 16 | 5:11 | 17 | 5:10 | 18 | 5:20 | 19 | 5:58 | 20 | 5:54 |
| | 56:43 (41) | | 1:02:03 (41) | | 1:07:20 (40) | | 1:12:33 (38) | | 1:17:44 (38) | | 1:22:55 (37) | | 1:28:05 (36) | | 1:33:25 (36) | | 1:39:23 (36) | | 1:45:17 (37) |
| 21 | 7:16 | 22 | 8:42 | 23 | 9:42 | 24 | 8:29 | 25 | 8:20 | 26 | 7:40 | 27 | 7:02 | 28 | 6:24 | 29 | 5:52 | 30 | 5:38 |
| | 1:52:33 (40) | | 2:01:15 (39) | | 2:10:57 (38) | | 2:19:26 (37) | | 2:27:46 (37) | | 2:35:26 (37) | | 2:42:28 (37) | | 2:48:52 (37) | | 2:54:44 (36) | | 3:00:22 (36) |
| 31 | 5:29 | 32 | 5:23 | 33 | 5:15 | 34 | 5:02 | 35 | 5:03 | 36 | 5:00 | 37 | 5:00 | 38 | 4:58 | 39 | 4:57 | 40 | 4:57 |
| | 3:05:51 (35) | | 3:11:14 (35) | | 3:16:29 (34) | | 3:21:31 (34) | | 3:26:34 (33) | | 3:31:34 (32) | | 3:36:34 (32) | | 3:41:32 (31) | | 3:46:29 (30) | | 3:51:26 (29) |
| 41 | 5:03 | 42 | 5:18 | 43 | 7:10 | 44 | 5:29 | 45 | 5:24 | 46 | 5:26 | 47 | 5:24 | 48 | 5:17 | 49 | 5:07 | | |
| | 3:56:29 (28) | | 4:01:47 (28) | | 4:08:57 (28) | | 4:14:26 (28) | | 4:19:50 (28) | | 4:25:16 (27) | | 4:30:40 (27) | | 4:35:57 (27) | | 4:41:04 (27) | | |

28 Rafat SIKORA

POL 17 Feb 87 **4:50:08**

| | | | | | | | | | | | | | | | | | | | |
|----|--------------|----|--------------|----|--------------|----|--------------|----|--------------|----|--------------|----|--------------|----|--------------|----|--------------|----|--------------|
| 1 | 5:14 | 2 | 5:13 | 3 | 5:03 | 4 | 5:09 | 5 | 5:05 | 6 | 5:09 | 7 | 5:09 | 8 | 5:07 | 9 | 5:03 | 10 | 5:13 |
| | 5:14 (22) | | 10:27 (35) | | 15:30 (35) | | 20:39 (33) | | 25:44 (34) | | 30:53 (32) | | 36:02 (34) | | 41:09 (34) | | 46:12 (33) | | 51:25 (32) |
| 11 | 5:05 | 12 | 5:10 | 13 | 5:04 | 14 | 5:07 | 15 | 5:00 | 16 | 5:02 | 17 | 5:00 | 18 | 5:08 | 19 | 5:02 | 20 | 5:08 |
| | 56:30 (31) | | 1:01:40 (30) | | 1:06:44 (29) | | 1:11:51 (26) | | 1:16:51 (26) | | 1:21:53 (26) | | 1:26:53 (23) | | 1:32:01 (24) | | 1:37:03 (23) | | 1:42:11 (24) |
| 21 | 5:13 | 22 | 5:24 | 23 | 5:29 | 24 | 5:36 | 25 | 5:36 | 26 | 5:26 | 27 | 5:36 | 28 | 5:48 | 29 | 6:03 | 30 | 6:15 |
| | 1:47:24 (26) | | 1:52:48 (27) | | 1:58:17 (28) | | 2:03:53 (29) | | 2:09:29 (29) | | 2:14:55 (29) | | 2:20:31 (30) | | 2:26:19 (30) | | 2:32:22 (31) | | 2:38:37 (32) |
| 31 | 7:00 | 32 | 6:14 | 33 | 6:52 | 34 | 6:50 | 35 | 7:12 | 36 | 7:02 | 37 | 7:23 | 38 | 6:41 | 39 | 7:18 | 40 | 6:35 |
| | 2:45:37 (32) | | 2:51:51 (31) | | 2:58:43 (30) | | 3:05:33 (31) | | 3:12:45 (31) | | 3:19:47 (30) | | 3:27:10 (30) | | 3:33:51 (29) | | 3:41:09 (28) | | 3:47:44 (26) |
| 41 | 6:15 | 42 | 6:09 | 43 | 6:34 | 44 | 6:22 | 45 | 6:25 | 46 | 6:21 | 47 | 6:10 | 48 | 6:25 | 49 | 5:57 | | |
| | 3:53:59 (27) | | 4:00:08 (27) | | 4:06:42 (27) | | 4:13:04 (27) | | 4:19:29 (27) | | 4:25:50 (28) | | 4:32:00 (28) | | 4:38:25 (28) | | 4:44:22 (28) | | |

Teodorico CAPORASO

ITA 14 Sep 87 **DNF**

| | | | | | | | | | | | | | | | | | | | |
|----|--------------|----|--------------|----|--------------|----|--------------|----|--------------|----|--------------|----|--------------|----|--------------|----|--------------|----|--------------|
| 1 | 5:09 | 2 | 5:04 | 3 | 4:58 | 4 | 5:04 | 5 | 5:01 | 6 | 5:02 | 7 | 4:57 | 8 | 5:02 | 9 | 4:56 | 10 | 5:02 |
| | 5:09 (15) | | 10:13 (16) | | 15:11 (18) | | 20:15 (18) | | 25:16 (17) | | 30:18 (16) | | 35:15 (15) | | 40:17 (14) | | 45:13 (14) | | 50:15 (14) |
| 11 | 4:57 | 12 | 4:57 | 13 | 5:02 | 14 | 5:03 | 15 | 5:02 | 16 | 5:03 | 17 | 4:58 | 18 | 5:01 | 19 | 4:59 | 20 | 5:02 |
| | 55:12 (14) | | 1:00:09 (14) | | 1:05:11 (14) | | 1:10:14 (13) | | 1:15:16 (13) | | 1:20:19 (11) | | 1:25:17 (11) | | 1:30:18 (11) | | 1:35:17 (11) | | 1:40:19 (11) |
| 21 | 5:04 | 22 | 5:06 | 23 | 5:03 | 24 | 5:03 | 25 | 4:53 | 26 | 4:56 | 27 | 4:56 | 28 | 5:09 | 29 | 4:59 | 30 | 5:22 |
| | 1:45:23 (11) | | 1:50:29 (12) | | 1:55:32 (12) | | 2:00:35 (12) | | 2:05:28 (12) | | 2:10:24 (12) | | 2:15:20 (11) | | 2:20:29 (13) | | 2:25:28 (11) | | 2:30:50 (11) |
| 31 | 5:22 | 32 | 5:23 | 33 | 5:33 | 34 | 6:35 | | | | | | | | | | | | |
| | 2:36:12 (11) | | 2:41:35 (12) | | 2:47:08 (12) | | 2:53:43 (16) | | | | | | | | | | | | |

Claudio Paulino VILLANUEVA FLOR

ECU 3 Aug 88 **DNF**

| | | | | | | | | | | | | | | | | | | | |
|----|--------------|----|--------------|----|--------------|----|--------------|----|--------------|----|--------------|----|--------------|----|--------------|----|--------------|----|--------------|
| 1 | 5:17 | 2 | 5:09 | 3 | 5:02 | 4 | 5:10 | 5 | 5:05 | 6 | 5:08 | 7 | 5:04 | 8 | 5:05 | 9 | 5:03 | 10 | 5:06 |
| | 5:17 (31) | | 10:26 (31) | | 15:28 (33) | | 20:38 (31) | | 25:43 (30) | | 30:51 (29) | | 35:55 (29) | | 41:00 (29) | | 46:03 (28) | | 51:09 (25) |
| 11 | 4:57 | 12 | 5:11 | 13 | 4:58 | 14 | 4:56 | 15 | 5:01 | 16 | 4:56 | 17 | 4:52 | 18 | 4:56 | 19 | 4:55 | 20 | 4:55 |
| | 56:06 (23) | | 1:01:17 (23) | | 1:06:15 (23) | | 1:11:11 (20) | | 1:16:12 (20) | | 1:21:08 (17) | | 1:26:00 (17) | | 1:30:56 (16) | | 1:35:51 (15) | | 1:40:46 (12) |
| 21 | 4:51 | 22 | 4:45 | 23 | 4:43 | 24 | 4:42 | 25 | 4:36 | 26 | 4:51 | 27 | 4:56 | 28 | 5:05 | 29 | 5:12 | 30 | 5:25 |
| | 1:45:37 (12) | | 1:50:22 (11) | | 1:55:05 (11) | | 1:59:47 (4) | | 2:04:23 (2) | | 2:09:14 (2) | | 2:14:10 (2) | | 2:19:15 (2) | | 2:24:27 (4) | | 2:29:52 (6) |
| 31 | 5:25 | 32 | 5:36 | 33 | 5:34 | 34 | 5:48 | 35 | 7:23 | 36 | 5:50 | 37 | 6:07 | 38 | 7:41 | | | | |
| | 2:35:17 (7) | | 2:40:53 (8) | | 2:46:27 (10) | | 2:52:15 (11) | | 2:59:38 (17) | | 3:05:28 (18) | | 3:11:35 (19) | | 3:19:16 (21) | | | | |



RACE ANALYSIS
50 Kilometres Race Walk Men

ATHLETE DUNFEE INTERMEDIATE TIMES UPDATED

Andrés CHOCHO

ECU

4 Nov 83

DNF

| | | | | | | | | | | | | | | | | | | | |
|----|-------------|----|-------------|----|-------------|----|-------------|----|-------------|----|-------------|----|-------------|----|-------------|----|-------------|----|-------------|
| 1 | 5:06 | 2 | 5:03 | 3 | 4:59 | 4 | 5:04 | 5 | 4:58 | 6 | 5:00 | 7 | 4:57 | 8 | 5:00 | 9 | 4:55 | 10 | 5:00 |
| | 5:06 (9) | | 10:09 (13) | | 15:08 (11) | | 20:12 (11) | | 25:10 (10) | | 30:10 (10) | | 35:07 (10) | | 40:07 (11) | | 45:02 (10) | | 50:02 (10) |
| 11 | 4:55 | 12 | 4:57 | 13 | 4:58 | 14 | 5:03 | 15 | 5:03 | 16 | 5:04 | 17 | 4:59 | 18 | 5:00 | 19 | 4:57 | 20 | 5:00 |
| | 54:57 (10) | | 59:54 (8) | | 1:04:52 (7) | | 1:09:55 (6) | | 1:14:58 (4) | | 1:20:02 (9) | | 1:25:01 (7) | | 1:30:01 (7) | | 1:34:58 (8) | | 1:39:58 (9) |
| 21 | 4:56 | 22 | 5:02 | 23 | 4:56 | 24 | 4:58 | 25 | 4:57 | 26 | 5:03 | 27 | 5:02 | 28 | 5:05 | 29 | 5:07 | 30 | 5:09 |
| | 1:44:54 (9) | | 1:49:56 (6) | | 1:54:52 (6) | | 1:59:50 (6) | | 2:04:47 (6) | | 2:09:50 (8) | | 2:14:52 (7) | | 2:19:57 (7) | | 2:25:04 (8) | | 2:30:13 (8) |

Yohann DINIZ

FRA

1 Jan 78

DNF

| | | | | | | | | | | | | | | | | | | | |
|----|-----------|----|--------------|----|--------------|----|--------------|----|--------------|----|--------------|---|-----------|---|-----------|---|-----------|----|-----------|
| 1 | 5:07 | 2 | 5:01 | 3 | 4:50 | 4 | 4:50 | 5 | 4:54 | 6 | 4:59 | 7 | 4:55 | 8 | 4:47 | 9 | 4:52 | 10 | 4:58 |
| | 5:07 (13) | | 10:08 (9) | | 14:58 (5) | | 19:48 (5) | | 24:42 (4) | | 29:41 (2) | | 34:36 (2) | | 39:23 (2) | | 44:15 (2) | | 49:13 (2) |
| 11 | 5:30 | 12 | 5:21 | 13 | 5:00 | 14 | 5:04 | 15 | 5:08 | 16 | 5:09 | | | | | | | | |
| | 54:43 (5) | | 1:00:04 (12) | | 1:05:04 (13) | | 1:10:08 (12) | | 1:15:16 (12) | | 1:20:25 (12) | | | | | | | | |

José Ignacio DÍAZ

ESP

22 Nov 79

DNF

| | | | | | | | | | | | | | | | | | | | |
|----|--------------|----|--------------|----|--------------|----|--------------|----|--------------|----|--------------|----|--------------|----|--------------|----|--------------|----|--------------|
| 1 | 5:26 | 2 | 5:10 | 3 | 5:07 | 4 | 5:07 | 5 | 5:07 | 6 | 5:06 | 7 | 5:01 | 8 | 5:09 | 9 | 5:03 | 10 | 5:11 |
| | 5:26 (45) | | 10:36 (42) | | 15:43 (44) | | 20:50 (42) | | 25:57 (41) | | 31:03 (40) | | 36:04 (41) | | 41:13 (38) | | 46:16 (38) | | 51:27 (39) |
| 11 | 5:08 | 12 | 5:09 | 13 | 5:06 | 14 | 5:11 | 15 | 5:08 | 16 | 5:12 | 17 | 5:12 | 18 | 5:08 | 19 | 5:11 | 20 | 5:20 |
| | 56:35 (38) | | 1:01:44 (36) | | 1:06:50 (35) | | 1:12:01 (33) | | 1:17:09 (33) | | 1:22:21 (32) | | 1:27:33 (31) | | 1:32:41 (31) | | 1:37:52 (32) | | 1:43:12 (32) |
| 21 | 5:22 | 22 | 5:47 | | | | | | | | | | | | | | | | |
| | 1:48:34 (32) | | 1:54:21 (34) | | | | | | | | | | | | | | | | |

Qin WANG

CHN

8 May 94

DNF

| | | | | | | | | | | | | | | | | | | | |
|----|--------------|----|--------------|----|--------------|----|--------------|----|--------------|----|-------------|----|-------------|----|-------------|----|--------------|----|--------------|
| 1 | 5:06 | 2 | 5:00 | 3 | 5:01 | 4 | 5:05 | 5 | 4:57 | 6 | 4:59 | 7 | 4:57 | 8 | 4:57 | 9 | 4:58 | 10 | 5:00 |
| | 5:06 (5) | | 10:06 (5) | | 15:07 (7) | | 20:12 (8) | | 25:09 (7) | | 30:08 (6) | | 35:05 (9) | | 40:02 (7) | | 45:00 (9) | | 50:00 (7) |
| 11 | 4:52 | 12 | 4:58 | 13 | 4:59 | 14 | 5:06 | 15 | 5:03 | 16 | 4:58 | 17 | 4:54 | 18 | 4:52 | 19 | 4:56 | 20 | 4:59 |
| | 54:52 (7) | | 59:50 (7) | | 1:04:49 (6) | | 1:09:55 (5) | | 1:14:58 (6) | | 1:19:56 (3) | | 1:24:50 (3) | | 1:29:42 (3) | | 1:34:38 (3) | | 1:39:37 (3) |
| 21 | 4:57 | 22 | 5:02 | 23 | 4:56 | 24 | 5:02 | 25 | 4:59 | 26 | 5:01 | 27 | 5:00 | 28 | 5:35 | 29 | 5:45 | 30 | 5:59 |
| | 1:44:34 (3) | | 1:49:36 (2) | | 1:54:32 (2) | | 1:59:34 (2) | | 2:04:33 (4) | | 2:09:34 (4) | | 2:14:34 (5) | | 2:20:09 (8) | | 2:25:54 (13) | | 2:31:53 (15) |
| 31 | 5:47 | 32 | 6:01 | 33 | 6:02 | 34 | 6:03 | 35 | 6:21 | | | | | | | | | | |
| | 2:37:40 (16) | | 2:43:41 (17) | | 2:49:43 (19) | | 2:55:46 (22) | | 3:02:07 (22) | | | | | | | | | | |

Máté HELEBRANDT

HUN

12 Jan 89

DNF

| | | | | | | | | | | | | | | | | | | | |
|----|--------------|----|--------------|----|--------------|----|--------------|----|--------------|----|--------------|----|--------------|----|--------------|----|--------------|----|--------------|
| 1 | 5:16 | 2 | 5:09 | 3 | 5:02 | 4 | 5:11 | 5 | 5:06 | 6 | 5:08 | 7 | 5:06 | 8 | 5:08 | 9 | 5:05 | 10 | 5:14 |
| | 5:16 (27) | | 10:25 (29) | | 15:27 (30) | | 20:38 (30) | | 25:44 (32) | | 30:52 (31) | | 35:58 (31) | | 41:06 (30) | | 46:11 (30) | | 51:25 (30) |
| 11 | 5:04 | 12 | 5:11 | 13 | 5:07 | 14 | 5:11 | 15 | 5:10 | 16 | 5:14 | 17 | 5:11 | 18 | 5:06 | 19 | 5:06 | 20 | 5:05 |
| | 56:29 (29) | | 1:01:40 (29) | | 1:06:47 (33) | | 1:11:58 (31) | | 1:17:08 (32) | | 1:22:22 (33) | | 1:27:33 (30) | | 1:32:39 (29) | | 1:37:45 (30) | | 1:42:50 (29) |
| 21 | 5:05 | 22 | 5:17 | 23 | 5:14 | 24 | 5:23 | 25 | 5:12 | 26 | 5:23 | 27 | 5:21 | 28 | 5:22 | 29 | 5:24 | 30 | 5:29 |
| | 1:47:55 (29) | | 1:53:12 (29) | | 1:58:26 (30) | | 2:03:49 (28) | | 2:09:01 (28) | | 2:14:24 (28) | | 2:19:45 (27) | | 2:25:07 (26) | | 2:30:31 (26) | | 2:36:00 (26) |
| 31 | 5:33 | 32 | 5:36 | 33 | 5:31 | 34 | 5:35 | 35 | 5:34 | 36 | 5:43 | 37 | 5:42 | | | | | | |
| | 2:41:33 (25) | | 2:47:09 (25) | | 2:52:40 (24) | | 2:58:15 (24) | | 3:03:49 (23) | | 3:09:32 (22) | | 3:15:14 (24) | | | | | | |

Dzmitry DZIUBIN

BLR

12 Jul 90

DNF

| | | | | | | | | | | | | | | | | | | | |
|----|------------|----|--------------|---|------------|---|------------|---|------------|---|------------|---|------------|---|------------|---|------------|----|------------|
| 1 | 5:07 | 2 | 5:01 | 3 | 5:00 | 4 | 5:05 | 5 | 4:58 | 6 | 5:01 | 7 | 5:01 | 8 | 5:05 | 9 | 5:07 | 10 | 5:16 |
| | 5:07 (12) | | 10:08 (12) | | 15:08 (13) | | 20:13 (12) | | 25:11 (13) | | 30:12 (13) | | 35:13 (13) | | 40:18 (15) | | 45:25 (21) | | 50:41 (22) |
| 11 | 5:32 | 12 | 5:44 | | | | | | | | | | | | | | | | |
| | 56:13 (25) | | 1:01:57 (40) | | | | | | | | | | | | | | | | |

Veli-Matti PARTANEN

FIN

28 Oct 91

DNF

| | | | | | | | | | | | | | | | | | | | |
|----|------------|----|--------------|----|--------------|----|--------------|----|--------------|----|--------------|----|--------------|---|------------|---|------------|----|------------|
| 1 | 5:16 | 2 | 5:04 | 3 | 5:06 | 4 | 5:14 | 5 | 5:05 | 6 | 5:09 | 7 | 5:09 | 8 | 5:13 | 9 | 5:11 | 10 | 5:20 |
| | 5:16 (25) | | 10:20 (24) | | 15:26 (27) | | 20:40 (35) | | 25:45 (35) | | 30:54 (35) | | 36:03 (36) | | 41:16 (43) | | 46:27 (43) | | 51:47 (42) |
| 11 | 5:22 | 12 | 5:36 | 13 | 5:30 | 14 | 5:45 | 15 | 5:27 | 16 | 5:47 | 17 | 5:29 | | | | | | |
| | 57:09 (42) | | 1:02:45 (43) | | 1:08:15 (42) | | 1:14:00 (41) | | 1:19:27 (40) | | 1:25:14 (41) | | 1:30:43 (41) | | | | | | |

Isaac PALMA

MEX

26 Oct 90

DNF

| | | | | | | | | | | | | | | | | | | | |
|----|--------------|----|--------------|----|--------------|----|-------------|----|-------------|----|--------------|----|--------------|----|--------------|----|--------------|----|--------------|
| 1 | 4:59 | 2 | 4:57 | 3 | 4:54 | 4 | 4:56 | 5 | 4:56 | 6 | 4:59 | 7 | 4:56 | 8 | 4:55 | 9 | 4:57 | 10 | 5:00 |
| | 4:59 (4) | | 9:56 (4) | | 14:50 (4) | | 19:46 (4) | | 24:42 (5) | | 29:41 (5) | | 34:37 (5) | | 39:32 (5) | | 44:29 (5) | | 49:29 (5) |
| 11 | 5:00 | 12 | 5:01 | 13 | 4:59 | 14 | 4:59 | 15 | 4:57 | 16 | 6:44 | 17 | 4:49 | 18 | 4:56 | 19 | 4:56 | 20 | 6:43 |
| | 54:29 (4) | | 59:30 (4) | | 1:04:29 (3) | | 1:09:28 (2) | | 1:14:25 (2) | | 1:21:09 (18) | | 1:25:58 (16) | | 1:30:54 (15) | | 1:35:50 (12) | | 1:42:33 (26) |
| 21 | 4:50 | 22 | 4:52 | 23 | 4:59 | | | | | | | | | | | | | | |
| | 1:47:23 (25) | | 1:52:15 (22) | | 1:57:14 (21) | | | | | | | | | | | | | | |



RACE ANALYSIS
50 Kilometres Race Walk Men

ATHLETE DUNFEE INTERMEDIATE TIMES UPDATED

Ivan BANZERUK

UKR

9 Feb 90

DNF

| | | | | | | | | | | | | | | | | | | | | |
|----|--------------|----|--------------|----|--------------|----|--------------|----|--------------|----|--------------|----|--------------|----|--------------|----|--------------|----|--------------|--|
| 1 | 5:14 | 2 | 4:59 | 3 | 4:58 | 4 | 5:02 | 5 | 4:59 | 6 | 5:03 | 7 | 4:58 | 8 | 4:59 | 9 | 4:56 | 10 | 4:59 | |
| | 5:14 (17) | | 10:13 (17) | | 15:11 (16) | | 20:13 (16) | | 25:12 (14) | | 30:15 (14) | | 35:13 (14) | | 40:12 (13) | | 45:08 (13) | | 50:07 (13) | |
| 11 | 4:57 | 12 | 5:02 | 13 | 4:58 | 14 | 4:58 | 15 | 4:58 | 16 | 5:01 | 17 | 5:01 | 18 | 5:01 | 19 | 4:56 | 20 | 4:59 | |
| | 55:04 (13) | | 1:00:06 (13) | | 1:05:04 (12) | | 1:10:02 (11) | | 1:15:00 (10) | | 1:20:01 (8) | | 1:25:02 (9) | | 1:30:03 (9) | | 1:34:59 (10) | | 1:39:58 (8) | |
| 21 | 4:56 | 22 | 5:03 | 23 | 4:56 | 24 | 5:04 | 25 | 5:05 | 26 | 5:09 | 27 | 5:14 | 28 | 5:31 | 29 | 5:43 | 30 | 5:55 | |
| | 1:44:54 (6) | | 1:49:57 (8) | | 1:54:53 (9) | | 1:59:57 (11) | | 2:05:02 (11) | | 2:10:11 (11) | | 2:15:25 (13) | | 2:20:56 (15) | | 2:26:39 (16) | | 2:32:34 (18) | |
| 31 | 6:41 | 32 | 6:19 | | | | | | | | | | | | | | | | | |
| | 2:39:15 (19) | | 2:45:34 (23) | | | | | | | | | | | | | | | | | |

Matej TÓTH

SVK

10 Feb 83

DNF

| | | | | | | | | | | | | | | | | | | | |
|----|-------------|----|-------------|----|-------------|----|-------------|----|--------------|----|--------------|----|--------------|----|--------------|----|-------------|----|-------------|
| 1 | 4:59 | 2 | 4:57 | 3 | 4:53 | 4 | 4:57 | 5 | 4:56 | 6 | 4:59 | 7 | 4:55 | 8 | 4:55 | 9 | 4:57 | 10 | 5:00 |
| | 4:59 (2) | | 9:56 (2) | | 14:49 (2) | | 19:46 (2) | | 24:42 (2) | | 29:41 (3) | | 34:36 (3) | | 39:31 (3) | | 44:28 (3) | | 49:28 (3) |
| 11 | 5:00 | 12 | 5:01 | 13 | 5:00 | 14 | 4:59 | 15 | 4:57 | 16 | 5:00 | 17 | 5:03 | 18 | 5:02 | 19 | 5:22 | 20 | 5:03 |
| | 54:28 (2) | | 59:29 (2) | | 1:04:29 (2) | | 1:09:28 (3) | | 1:14:25 (3) | | 1:19:25 (2) | | 1:24:28 (2) | | 1:29:30 (2) | | 1:34:52 (5) | | 1:39:55 (6) |
| 21 | 4:59 | 22 | 5:03 | 23 | 4:54 | 24 | 5:00 | 25 | 5:06 | 26 | 5:13 | 27 | 5:14 | 28 | 5:20 | | | | |
| | 1:44:54 (8) | | 1:49:57 (7) | | 1:54:51 (5) | | 1:59:51 (8) | | 2:04:57 (10) | | 2:10:10 (10) | | 2:15:24 (12) | | 2:20:44 (14) | | | | |

Tomohiro NODA

JPN

24 Jan 96

DNF

| | | | | | | | | | | | | | | | | | | | |
|----|-----------|----|-----------|----|--------------|----|--------------|---|-----------|---|-----------|---|-----------|---|-----------|---|-----------|----|-----------|
| 1 | 4:59 | 2 | 4:57 | 3 | 4:54 | 4 | 4:56 | 5 | 4:56 | 6 | 4:59 | 7 | 4:55 | 8 | 4:56 | 9 | 4:56 | 10 | 5:00 |
| | 4:59 (3) | | 9:56 (3) | | 14:50 (3) | | 19:46 (3) | | 24:42 (3) | | 29:41 (4) | | 34:36 (4) | | 39:32 (4) | | 44:28 (4) | | 49:28 (4) |
| 11 | 5:00 | 12 | 5:01 | 13 | 5:29 | 14 | 8:37 | | | | | | | | | | | | |
| | 54:28 (3) | | 59:29 (3) | | 1:04:58 (11) | | 1:13:35 (40) | | | | | | | | | | | | |

Nathaniel SEILER

GER

6 Apr 96

DNF

| | | | | | | | | | | | | | | | | | | | |
|----|--------------|----|--------------|----|--------------|----|--------------|----|--------------|----|--------------|----|--------------|----|--------------|----|--------------|----|--------------|
| 1 | 5:24 | 2 | 5:12 | 3 | 5:07 | 4 | 5:07 | 5 | 5:07 | 6 | 5:09 | 7 | 4:59 | 8 | 5:09 | 9 | 5:04 | 10 | 5:09 |
| | 5:24 (41) | | 10:36 (43) | | 15:43 (43) | | 20:50 (43) | | 25:57 (43) | | 31:06 (42) | | 36:05 (43) | | 41:14 (42) | | 46:18 (42) | | 51:27 (40) |
| 11 | 5:09 | 12 | 5:11 | 13 | 5:06 | 14 | 5:13 | 15 | 5:06 | 16 | 5:15 | 17 | 5:08 | 18 | 5:10 | 19 | 5:11 | 20 | 5:23 |
| | 56:36 (39) | | 1:01:47 (38) | | 1:06:53 (38) | | 1:12:06 (35) | | 1:17:12 (35) | | 1:22:27 (35) | | 1:27:35 (34) | | 1:32:45 (33) | | 1:37:56 (33) | | 1:43:19 (33) |
| 21 | 5:20 | 22 | 5:28 | 23 | 5:22 | 24 | 5:31 | 25 | 5:19 | 26 | 5:28 | 27 | 5:20 | 28 | 5:29 | 29 | 5:35 | 30 | 5:48 |
| | 1:48:39 (33) | | 1:54:07 (32) | | 1:59:29 (32) | | 2:05:00 (31) | | 2:10:19 (31) | | 2:15:47 (32) | | 2:21:07 (33) | | 2:26:36 (32) | | 2:32:11 (30) | | 2:37:59 (30) |
| 31 | 5:36 | 32 | 9:46 | 33 | 6:08 | 34 | 6:16 | 35 | 6:17 | 36 | 6:35 | 37 | 6:32 | 38 | 6:45 | 39 | 6:46 | 40 | 11:21 |
| | 2:43:35 (30) | | 2:53:21 (32) | | 2:59:29 (31) | | 3:05:45 (32) | | 3:12:02 (30) | | 3:18:37 (29) | | 3:25:09 (29) | | 3:31:54 (28) | | 3:38:40 (27) | | 3:50:01 (28) |
| 41 | 8:08 | | | | | | | | | | | | | | | | | | |
| | 3:58:09 (29) | | | | | | | | | | | | | | | | | | |

Ruslans SMOLONSKIS

LAT

15 Dec 96

DQ 230.7(c)

| | | | | | | | | | | | | | | | | | | | |
|----|--------------|----|--------------|----|--------------|----|--------------|----|--------------|----|--------------|----|--------------|----|--------------|----|--------------|----|--------------|
| 1 | 5:15 | 2 | 5:04 | 3 | 5:00 | 4 | 5:06 | 5 | 5:06 | 6 | 5:08 | 7 | 5:08 | 8 | 5:08 | 9 | 5:09 | 10 | 5:08 |
| | 5:15 (24) | | 10:19 (23) | | 15:19 (23) | | 20:25 (24) | | 25:31 (26) | | 30:39 (27) | | 35:47 (27) | | 40:55 (27) | | 46:04 (29) | | 51:12 (27) |
| 11 | 5:08 | 12 | 5:09 | 13 | 5:12 | 14 | 5:13 | 15 | 5:10 | 16 | 5:13 | 17 | 5:18 | 18 | 5:22 | 19 | 5:31 | 20 | 5:45 |
| | 56:20 (27) | | 1:01:29 (27) | | 1:06:41 (27) | | 1:11:54 (29) | | 1:17:04 (29) | | 1:22:17 (30) | | 1:27:35 (33) | | 1:32:57 (34) | | 1:38:28 (35) | | 1:44:13 (35) |
| 21 | 5:37 | | | | | | | | | | | | | | | | | | |
| | 1:49:50 (35) | | | | | | | | | | | | | | | | | | |

Håvard HAUKENES

NOR

22 Apr 90

DQ 230.7(c)

| | | | | | | | | | | | | | | | | | | | |
|----|-------------|----|--------------|----|--------------|----|--------------|----|--------------|----|--------------|----|--------------|----|--------------|----|--------------|----|-------------|
| 1 | 5:06 | 2 | 5:01 | 3 | 4:59 | 4 | 5:05 | 5 | 4:58 | 6 | 4:59 | 7 | 4:57 | 8 | 4:58 | 9 | 4:56 | 10 | 5:00 |
| | 5:06 (8) | | 10:07 (6) | | 15:06 (6) | | 20:11 (7) | | 25:09 (6) | | 30:08 (8) | | 35:05 (8) | | 40:03 (8) | | 44:59 (6) | | 49:59 (6) |
| 11 | 4:52 | 12 | 4:59 | 13 | 4:58 | 14 | 5:07 | 15 | 5:03 | 16 | 5:00 | 17 | 4:52 | 18 | 4:52 | 19 | 4:55 | 20 | 5:00 |
| | 54:51 (6) | | 59:50 (6) | | 1:04:48 (4) | | 1:09:55 (7) | | 1:14:58 (7) | | 1:19:58 (5) | | 1:24:50 (4) | | 1:29:42 (4) | | 1:34:37 (2) | | 1:39:37 (2) |
| 21 | 4:57 | 22 | 5:02 | 23 | 4:56 | 24 | 5:02 | 25 | 4:59 | 26 | 5:01 | 27 | 4:57 | 28 | 4:58 | 29 | 4:51 | 30 | 5:01 |
| | 1:44:34 (2) | | 1:49:36 (3) | | 1:54:32 (3) | | 1:59:34 (3) | | 2:04:33 (3) | | 2:09:34 (3) | | 2:14:31 (4) | | 2:19:29 (4) | | 2:24:20 (3) | | 2:29:21 (4) |
| 31 | 5:05 | 32 | 10:08 | 33 | 4:58 | 34 | 5:04 | 35 | 4:57 | 36 | 5:00 | 37 | 5:03 | 38 | 5:03 | 39 | 4:56 | | |
| | 2:34:26 (4) | | 2:44:34 (19) | | 2:49:32 (17) | | 2:54:36 (17) | | 2:59:33 (15) | | 3:04:33 (15) | | 3:09:36 (14) | | 3:14:39 (13) | | 3:19:35 (12) | | |

Dominic KING

GBR

30 May 83

DQ 230.7(c)

| | | | | | | | | | | | | | | | | | | | |
|----|--------------|----|--------------|----|--------------|----|--------------|----|--------------|----|--------------|----|--------------|----|--------------|----|--------------|----|--------------|
| 1 | 5:24 | 2 | 5:05 | 3 | 5:01 | 4 | 5:15 | 5 | 5:12 | 6 | 5:17 | 7 | 5:15 | 8 | 5:16 | 9 | 5:12 | 10 | 5:16 |
| | 5:24 (40) | | 10:29 (37) | | 15:30 (36) | | 20:45 (39) | | 25:57 (40) | | 31:14 (45) | | 36:29 (44) | | 41:45 (44) | | 46:57 (44) | | 52:13 (43) |
| 11 | 5:16 | 12 | 5:14 | 13 | 5:22 | 14 | 5:28 | 15 | 5:29 | 16 | 10:29 | 17 | 5:12 | 18 | 5:34 | 19 | 5:38 | 20 | 5:49 |
| | 57:29 (43) | | 1:02:43 (42) | | 1:08:05 (41) | | 1:13:33 (39) | | 1:19:02 (39) | | 1:29:31 (43) | | 1:34:43 (42) | | 1:40:17 (41) | | 1:45:55 (41) | | 1:51:44 (41) |
| 21 | 5:53 | | | | | | | | | | | | | | | | | | |
| | 1:57:37 (41) | | | | | | | | | | | | | | | | | | |

Cameron CORBISHLEY

GBR

31 Mar 97

DQ 230.7(c)

| | | | | | | | | | | | | | | | | | | | |
|----|--------------|----|--------------|----|--------------|----|--------------|---|------------|---|------------|---|------------|---|------------|---|------------|----|------------|
| 1 | 5:17 | 2 | 5:06 | 3 | 4:58 | 4 | 5:05 | 5 | 4:59 | 6 | 5:04 | 7 | 4:54 | 8 | 5:00 | 9 | 5:02 | 10 | 10:08 |
| | 5:17 (32) | | 10:23 (25) | | 15:21 (24) | | 20:26 (25) | | 25:25 (23) | | 30:29 (23) | | 35:23 (21) | | 40:23 (20) | | 45:25 (18) | | 55:33 (46) |
| 11 | 5:03 | 12 | 5:02 | 13 | 5:02 | 14 | 5:06 | | | | | | | | | | | | |
| | 1:00:36 (46) | | 1:05:38 (46) | | 1:10:40 (45) | | 1:15:46 (44) | | | | | | | | | | | | |



RACE ANALYSIS
50 Kilometres Race Walk Men

ATHLETE DUNFEE INTERMEDIATE TIMES UPDATED

NOTE BIB 1524 (Artur BRZozowski) - 300sec Penalty Zone
BIB 1709 (Ato IBANEZ) - 300sec Penalty Zone
BIB 674 (Marc TUR) - 300sec Penalty Zone
IAAF Rule 230.7(c) - Fourth red card

RESULTS



4 x 100 Metres Relay Men - Final

| RECORDS | RESULT | TEAM | COUNTRY | VENUE | DATE |
|--------------------------------|--------------|---------------------------|---------|--------------------------|-------------|
| World Record WR | 36.84 | Jamaica | JAM | London (Olympic Stadium) | 11 Aug 2012 |
| Championships Record CR | 37.04 | Jamaica | JAM | Daegu (DS) | 4 Sep 2011 |
| World Leading WL | 37.10 | United States | USA | Doha | 5 Oct 2019 |
| Area Record AR | | National Record NR | | Season Best SB | |

5 October 2019 22:17 START TIME 27° C TEMPERATURE 71 % HUMIDITY

| PLACE | TEAM | BIB | LANE | REACTION | RESULT | Fn |
|-------|---|-----|------|----------|--------------|-----------|
| 1 | UNITED STATES Christian COLEMAN Justin GATLIN Michael RODGERS Noah LYLES | USA | 8 | 0.149 | 37.10 | WL |
| 2 | GREAT BRITAIN & NI Adam GEMILI Zharnel HUGHES Richard KILTY Nethaneel MITCHELL-BLAKE | GBR | 7 | 0.156 | 37.36 | AR |
| 3 | JAPAN Shuhei TADA Kirara SHIRAISHI Yoshihide KIRYU Abdul Hakim SANI BROWN | JPN | 4 | 0.132 | 37.43 | AR |
| 4 | BRAZIL Rodrigo DO NASCIMENTO Vitor Hugo DOS SANTOS Derick SILVA Paulo André CAMILO DE OLIVEIRA | BRA | 6 | 0.157 | 37.72 | AR |
| 5 | SOUTH AFRICA Thando DLODLO Simon MAGAKWE Clarence MUNYAI Akani SIMBINE | RSA | 5 | 0.151 | 37.73 | |
| 6 | PR OF CHINA Bingtian SU Zhouzheng XU Zhiqiang WU Ge BIE | CHN | 9 | 0.142 | 38.07 | |
| | FRANCE Amaury GOLITIN Jimmy VICAUT Méba-Mickaël ZEZE Christophe LEMAITRE | FRA | 2 | 0.146 | DNF | |
| | NETHERLANDS Joris VAN GOOL Taymir BURNET Hensley PAULINA Churandy MARTINA | NED | 3 | 0.140 | DQ | 170.7 |

NOTE IAAF Rule 170.7 - Passing the baton outside the takeover zone

RESULTS
4 x 100 Metres Relay Men - Final

| ALL-TIME TOP LIST | | | | SEASON TOP LIST | | | |
|-------------------|---------------------------|-----------------------------------|-----------|-----------------|--------------------------|-------|-------|
| RESULT | TEAM | VENUE | DATE | RESULT | TEAM | VENUE | 2019 |
| 36.84 | JAMAICA (JAM) | London (Olympic Stadium) | 11 Aug 12 | 37.10 | UNITED STATES (USA) | Doha | 5 Oct |
| 37.10 | UNITED STATES (USA) | Doha | 5 Oct 19 | 37.36 | GREAT BRITAIN & NI (GBR) | Doha | 5 Oct |
| 37.36 | GREAT BRITAIN & NI (GBR) | Doha | 5 Oct 19 | 37.43 | JAPAN (JPN) | Doha | 5 Oct |
| 37.43 | JAPAN (JPN) | Doha | 5 Oct 19 | 37.65 | SOUTH AFRICA (RSA) | Doha | 4 Oct |
| 37.62 | TRINIDAD AND TOBAGO (TTO) | Berlin (Olympiastadion) | 22 Aug 09 | 37.72 | BRAZIL (BRA) | Doha | 5 Oct |
| 37.64 | CANADA (CAN) | Rio de Janeiro (Estádio Olímpico) | 19 Aug 16 | 37.79 | PR OF CHINA (CHN) | Doha | 4 Oct |
| 37.65 | SOUTH AFRICA (RSA) | Doha | 4 Oct 19 | 37.88 | FRANCE (FRA) | Doha | 4 Oct |
| 37.72 | BRAZIL (BRA) | Doha | 5 Oct 19 | 37.91 | NETHERLANDS (NED) | Doha | 4 Oct |
| 37.79 | FRANCE (FRA) | Split (Poljud Stadion) | 1 Sep 90 | 37.91 | CANADA (CAN) | Doha | 4 Oct |
| 37.79 | PR OF CHINA (CHN) | Doha | 4 Oct 19 | 38.11 | ITALY (ITA) | Doha | 4 Oct |

RESULT PROGRESSION



4 x 100 Metres Relay Men - Final

| RECORDS | RESULT | TEAM | COUNTRY | VENUE | DATE |
|--------------------------------|--------------|---------------------------|---------|--------------------------|-------------|
| World Record WR | 36.84 | Jamaica | JAM | London (Olympic Stadium) | 11 Aug 2012 |
| Championships Record CR | 37.04 | Jamaica | JAM | Daegu (DS) | 4 Sep 2011 |
| World Leading WL | 37.10 | United States | USA | Doha | 5 Oct 2019 |
| Area Record AR | | National Record NR | | Season Best SB | |

5 October 2019

| RANK | BIB | TEAM | PHASE | HEAT | LANE | PLACE | RESULT | |
|------|-----|--------------------|---------|------|------|-------|-----------------|-----------|
| 1 | | UNITED STATES | Final | 1 | 8 | 1 | 37.10 | WL |
| | | | Round 1 | 1 | 5 | 9 | 38.03 Q | SB |
| 2 | | GREAT BRITAIN & NI | Final | 1 | 7 | 2 | 37.36 | AR |
| | | | Round 1 | 1 | 6 | 1 | 37.56 Q | WL |
| 3 | | JAPAN | Final | 1 | 4 | 3 | 37.43 | AR |
| | | | Round 1 | 2 | 5 | 3 | 37.78 Q | SB |
| 4 | | BRAZIL | Final | 1 | 6 | 4 | 37.72 | AR |
| | | | Round 1 | 1 | 2 | 6 | 37.90 Q | AR |
| 5 | | SOUTH AFRICA | Final | 1 | 5 | 5 | 37.73 | |
| | | | Round 1 | 2 | 4 | 2 | 37.65 Q | AR |
| 6 | | PR OF CHINA | Final | 1 | 9 | 6 | 38.07 | |
| | | | Round 1 | 2 | 9 | 4 | 37.79 Q | NR |
| | | FRANCE | Final | 1 | 2 | | DNF | |
| | | | Round 1 | 2 | 6 | 5 | 37.88 q | SB |
| | | NETHERLANDS | Final | 1 | 3 | | DQ 170.7 | |
| | | | Round 1 | 2 | 3 | 7 | 37.91 q | NR |

NOTE IAAF Rule 170.7 - Passing the baton outside the takeover zone

| ALL-TIME TOP LIST | | | | SEASON TOP LIST | | | |
|-------------------|---------------------------|-----------------------------------|-----------|-----------------|--------------------------|-------|-------|
| RESULT | TEAM | VENUE | DATE | RESULT | TEAM | VENUE | 2019 |
| 36.84 | JAMAICA (JAM) | London (Olympic Stadium) | 11 Aug 12 | 37.10 | UNITED STATES (USA) | Doha | 5 Oct |
| 37.10 | UNITED STATES (USA) | Doha | 5 Oct 19 | 37.36 | GREAT BRITAIN & NI (GBR) | Doha | 5 Oct |
| 37.36 | GREAT BRITAIN & NI (GBR) | Doha | 5 Oct 19 | 37.43 | JAPAN (JPN) | Doha | 5 Oct |
| 37.43 | JAPAN (JPN) | Doha | 5 Oct 19 | 37.65 | SOUTH AFRICA (RSA) | Doha | 4 Oct |
| 37.62 | TRINIDAD AND TOBAGO (TTO) | Berlin (Olympiastadion) | 22 Aug 09 | 37.72 | BRAZIL (BRA) | Doha | 5 Oct |
| 37.64 | CANADA (CAN) | Rio de Janeiro (Estádio Olímpico) | 19 Aug 16 | 37.79 | PR OF CHINA (CHN) | Doha | 4 Oct |
| 37.65 | SOUTH AFRICA (RSA) | Doha | 4 Oct 19 | 37.88 | FRANCE (FRA) | Doha | 4 Oct |
| 37.72 | BRAZIL (BRA) | Doha | 5 Oct 19 | 37.91 | NETHERLANDS (NED) | Doha | 4 Oct |
| 37.79 | FRANCE (FRA) | Split (Poljud Stadion) | 1 Sep 90 | 37.91 | CANADA (CAN) | Doha | 4 Oct |
| 37.79 | PR OF CHINA (CHN) | Doha | 4 Oct 19 | 38.11 | ITALY (ITA) | Doha | 4 Oct |

SUMMARY



4 x 100 Metres Relay Men - Round 1

First 3 in each heat (Q) and the next 2 fastest (q) advance to the Final

| RECORDS | RESULT TEAM | COUNTRY | VENUE | DATE |
|--------------------------------|---------------------------------|-----------------------|--------------------------|-------------|
| World Record WR | 36.84 Jamaica | JAM | London (Olympic Stadium) | 11 Aug 2012 |
| Championships Record CR | 37.04 Jamaica | JAM | Daegu (DS) | 4 Sep 2011 |
| World Leading WL | 37.56 Great Britain & NI | GBR | Doha | 4 Oct 2019 |
| Area Record AR | National Record NR | Season Best SB | | |

4 October 2019

| RANK | PLACE | HEAT | LANE | BIB | TEAM | REACTION | RESULT | | |
|------|-------|------|------|-----|--------------------|----------|---------------------|---|-----------|
| 1 | 1 | 1 | 6 | GBR | GREAT BRITAIN & NI | 0.143 | 37.56 | Q | WL |
| 2 | 1 | 2 | 4 | RSA | SOUTH AFRICA | 0.157 | 37.65 | Q | AR |
| 3 | 2 | 2 | 5 | JPN | JAPAN | 0.140 | 37.78 | Q | SB |
| 4 | 3 | 2 | 9 | CHN | PR OF CHINA | 0.146 | 37.79 | Q | NR |
| 5 | 4 | 2 | 6 | FRA | FRANCE | 0.141 | 37.88 | q | SB |
| 6 | 2 | 1 | 2 | BRA | BRAZIL | 0.139 | 37.90 | Q | AR |
| 7 | 5 | 2 | 3 | NED | NETHERLANDS | 0.139 | 37.91 (.901) | q | NR |
| 8 | 6 | 2 | 2 | CAN | CANADA | 0.127 | 37.91 (.906) | | SB |
| 9 | 3 | 1 | 5 | USA | UNITED STATES | 0.150 | 38.03 | Q | SB |
| 10 | 4 | 1 | 4 | ITA | ITALY | 0.143 | 38.11 | | NR |
| 11 | 5 | 1 | 7 | JAM | JAMAICA | 0.146 | 38.15 | | SB |
| 12 | 7 | 2 | 7 | GER | GERMANY | 0.148 | 38.24 (.235) | | SB |
| 13 | 6 | 1 | 8 | GHA | GHANA | 0.137 | 38.24 (.239) | | SB |
| | | 1 | 3 | TUR | TURKEY | 0.138 | DQ | | 170.7 |
| | | 2 | 8 | NGR | NIGERIA | 0.160 | DQ | | 163.3(a) |
| | | 1 | 9 | QAT | QATAR | | DNS | | |

NOTE IAAF Rule 170.7 - Passing the baton outside the takeover zone
IAAF Rule 163.3(a) - Lane infringement

| ALL-TIME TOP LIST | | | | SEASON TOP LIST | | | |
|-------------------|---------------------------|-----------------------------------|-----------|-----------------|--------------------------|-------|-------|
| RESULT | TEAM | VENUE | DATE | RESULT | TEAM | VENUE | 2019 |
| 36.84 | JAMAICA (JAM) | London (Olympic Stadium) | 11 Aug 12 | 37.56 | GREAT BRITAIN & NI (GBR) | Doha | 4 Oct |
| 37.38 | UNITED STATES (USA) | Nassau (T. Robinson Stadium) | 2 May 15 | 37.65 | SOUTH AFRICA (RSA) | Doha | 4 Oct |
| 37.47 | GREAT BRITAIN & NI (GBR) | London (Olympic Stadium) | 12 Aug 17 | 37.78 | JAPAN (JPN) | Doha | 4 Oct |
| 37.60 | JAPAN (JPN) | Rio de Janeiro (Estádio Olímpico) | 19 Aug 16 | 37.79 | PR OF CHINA (CHN) | Doha | 4 Oct |
| 37.62 | TRINIDAD AND TOBAGO (TTO) | Berlin (Olympiastadion) | 22 Aug 09 | 37.88 | FRANCE (FRA) | Doha | 4 Oct |
| 37.64 | CANADA (CAN) | Rio de Janeiro (Estádio Olímpico) | 19 Aug 16 | 37.90 | BRAZIL (BRA) | Doha | 4 Oct |
| 37.65 | SOUTH AFRICA (RSA) | Doha | 4 Oct 19 | 37.91 | NETHERLANDS (NED) | Doha | 4 Oct |
| 37.79 | FRANCE (FRA) | Split (Poljud Stadion) | 1 Sep 90 | 37.91 | CANADA (CAN) | Doha | 4 Oct |
| 37.79 | PR OF CHINA (CHN) | Doha | 4 Oct 19 | 38.03 | UNITED STATES (USA) | Doha | 4 Oct |
| 37.90 | BRAZIL (BRA) | Doha | 4 Oct 19 | 38.11 | ITALY (ITA) | Doha | 4 Oct |



RESULTS



4 x 100 Metres Relay Men - Round 1

First 3 in each heat (Q) and the next 2 fastest (q) advance to the Final

| RECORDS | RESULT | TEAM | COUNTRY | VENUE | DATE |
|--------------------------------|--------|---------------------------|---------|--------------------------|-------------|
| World Record WR | 36.84 | Jamaica | JAM | London (Olympic Stadium) | 11 Aug 2012 |
| Championships Record CR | 37.04 | Jamaica | JAM | Daegu (DS) | 4 Sep 2011 |
| World Leading WL | 37.56 | Great Britain & NI | GBR | Doha | 4 Oct 2019 |
| Area Record AR | | National Record NR | | Season Best SB | |

Heat 1

2

4 October 2019 21:04 START TIME

25° C TEMPERATURE 74 % HUMIDITY

| PLACE | TEAM | BIB | LANE | REACTION | RESULT | Fn |
|-------|---|-----|------|----------|---------------------|-------------|
| 1 | GREAT BRITAIN & NI Adam GEMILI Zharnel HUGHES Richard KILTY Nethaneel MITCHELL-BLAKE | GBR | 6 | 0.143 | 37.56 | Q WL |
| 2 | BRAZIL Rodrigo DO NASCIMENTO Vitor Hugo DOS SANTOS Derick SILVA Paulo André CAMILO DE OLIVEIRA | BRA | 2 | 0.139 | 37.90 | Q AR |
| 3 | UNITED STATES Christian COLEMAN Justin GATLIN Michael RODGERS Cravon GILLESPIE | USA | 5 | 0.150 | 38.03 | Q SB |
| 4 | ITALY Federico CATTANEO Lamont Marcell JACOBS Davide MANENTI Filippo TORTU | ITA | 4 | 0.143 | 38.11 | NR |
| 5 | JAMAICA Oshane BAILEY Yohan BLAKE Rasheed DWYER Tyquendo TRACEY | JAM | 7 | 0.146 | 38.15 | SB |
| 6 | GHANA Sean SAFO-ANTWI Benjamin AZAMATI-KWAKU Martin OWUSU ANTWI Joseph Paul AMOAH | GHA | 8 | 0.137 | 38.24 (.239) | SB |
| | TURKEY Kayhan ÖZER Jak Ali HARVEY Emre Zafer BARNES Ramil GULIYEV | TUR | 3 | 0.138 | DQ | 170.7 |
| | QATAR | QAT | 9 | | DNS | |

NOTE IAAF Rule 170.7 - Passing the baton outside the takeover zone

RESULTS
4 x 100 Metres Relay Men - Round 1

Heat 2 **2**

4 October 2019 21:13 START TIME

26° C 61 %
TEMPERATURE HUMIDITY

| PLACE | TEAM | BIB | LANE | REACTION | RESULT | | Fn |
|-------|---|-----|------|----------|---------------------|---|----------|
| 1 | SOUTH AFRICA Thando DLODLO Simon MAGAKWE Clarence MUNYAI Akani SIMBINE | RSA | 4 | 0.157 | 37.65 | Q | AR |
| 2 | JAPAN Yuki KOIKE Kirara SHIRAISHI Yoshihide KIRYU Abdul Hakim SANI BROWN | JPN | 5 | 0.140 | 37.78 | Q | SB |
| 3 | PR OF CHINA Bingtian SU Zhouzheng XU Zhiqiang WU Zhenye XIE | CHN | 9 | 0.146 | 37.79 | Q | NR |
| 4 | FRANCE Amaury GOLITIN Jimmy VICAUT Méba-Mickaël ZEZE Mouhamadou FALL | FRA | 6 | 0.141 | 37.88 | q | SB |
| 5 | NETHERLANDS Joris VAN GOOL Taymir BURNET Hensley PAULINA Churandy MARTINA | NED | 3 | 0.139 | 37.91 (.901) | q | NR |
| 6 | CANADA Gavin SMELLIE Aaron BROWN Brendon RODNEY Andre DE GRASSE | CAN | 2 | 0.127 | 37.91 (.906) | | SB |
| 7 | GERMANY Julian REUS Joshua HARTMANN Roy SCHMIDT Marvin SCHULTE | GER | 7 | 0.148 | 38.24 (.235) | | SB |
| | NIGERIA Enoch ADEGOKE Usheoritse ITSEKIRI Ogho-Oghene EGWERO Seye OGUNLEWE | NGR | 8 | 0.160 | DQ | | 163.3(a) |

| ALL-TIME TOP LIST | | | | SEASON TOP LIST | | | |
|-------------------|---------------------------|-----------------------------------|-----------|-----------------|--------------------------|-------|-------|
| RESULT | TEAM | VENUE | DATE | RESULT | TEAM | VENUE | 2019 |
| 36.84 | JAMAICA (JAM) | London (Olympic Stadium) | 11 Aug 12 | 37.56 | GREAT BRITAIN & NI (GBR) | Doha | 4 Oct |
| 37.38 | UNITED STATES (USA) | Nassau (T. Robinson Stadium) | 2 May 15 | 37.65 | SOUTH AFRICA (RSA) | Doha | 4 Oct |
| 37.47 | GREAT BRITAIN & NI (GBR) | London (Olympic Stadium) | 12 Aug 17 | 37.78 | JAPAN (JPN) | Doha | 4 Oct |
| 37.60 | JAPAN (JPN) | Rio de Janeiro (Estádio Olímpico) | 19 Aug 16 | 37.79 | PR OF CHINA (CHN) | Doha | 4 Oct |
| 37.62 | TRINIDAD AND TOBAGO (TTO) | Berlin (Olympiastadion) | 22 Aug 09 | 37.88 | FRANCE (FRA) | Doha | 4 Oct |
| 37.64 | CANADA (CAN) | Rio de Janeiro (Estádio Olímpico) | 19 Aug 16 | 37.90 | BRAZIL (BRA) | Doha | 4 Oct |
| 37.65 | SOUTH AFRICA (RSA) | Doha | 4 Oct 19 | 37.91 | NETHERLANDS (NED) | Doha | 4 Oct |
| 37.79 | FRANCE (FRA) | Split (Poljud Stadion) | 1 Sep 90 | 37.91 | CANADA (CAN) | Doha | 4 Oct |
| 37.79 | PR OF CHINA (CHN) | Doha | 4 Oct 19 | 38.03 | UNITED STATES (USA) | Doha | 4 Oct |
| 37.90 | BRAZIL (BRA) | Doha | 4 Oct 19 | 38.11 | ITALY (ITA) | Doha | 4 Oct |

RESULTS



4 x 400 Metres Relay Men - Final

| RECORDS | RESULT TEAM | COUNTRY | VENUE | DATE |
|--------------------------------|---------------------------|---------|--------------------------------------|-------------|
| World Record WR | 2:54.29 United States | USA | Stuttgart (Gottlieb-Daimler Stadion) | 22 Aug 1993 |
| Championships Record CR | 2:54.29 United States | USA | Stuttgart (Gottlieb-Daimler Stadion) | 22 Aug 1993 |
| World Leading WL | 2:56.69 United States | USA | Doha | 6 Oct 2019 |
| Area Record AR | National Record NR | | Season Best SB | |

6 October 2019 21:36 START TIME 24° C TEMPERATURE 64 % HUMIDITY

| PLACE | TEAM | BIB | LANE | REACTION | RESULT | Fn |
|-------|---|-----|------|----------|--|---|
| 1 | UNITED STATES Fred KERLEY Michael CHERRY Wilbert LONDON Rai BENJAMIN | USA | 4 | 0.164 | 2:56.69 43.44 (1) 44.63 (1) 44.43 (1) 44.19 (1) | WL 1:28.07 (1) 2:12.50 (1) |
| 2 | JAMAICA Akeem BLOOMFIELD Nathon ALLEN Terry THOMAS Demish GAYE | JAM | 5 | 0.206 | 2:57.90 | SB |
| 3 | BELGIUM Jonathan SACOOR Robin VANDERBEMDEN Dylan BORLÉE Kevin BORLÉE | BEL | 7 | 0.150 | 2:58.78 | SB |
| 4 | COLOMBIA Jhon Alejandro PERLAZA Diego PALOMEQUE Jhon Alexander SOLIS Anthony José ZAMBRANO | COL | 6 | 0.184 | 2:59.50 | NR |
| 5 | TRINIDAD AND TOBAGO Asa GUEVARA Jereem RICHARDS Deon LENDORE Machel CEDENIO | TTO | 9 | 0.177 | 3:00.74 | SB |
| 6 | ITALY Davide RE Vladimir ACETI Matteo GALVAN Edoardo SCOTTI | ITA | 8 | 0.185 | 3:02.78 | |
| 7 | FRANCE Ludvy VAILLANT Christopher NALIALI Thomas JORDIER Mame-Ibra ANNE | FRA | 3 | 0.190 | 3:03.06 | |
| | GREAT BRITAIN & NI Cameron CHALMERS Toby HARRIES Rabah YOUSIF Lee THOMPSON | GBR | 2 | 0.171 | DNF | |

| INTERMEDIATE TIMES | | | | | |
|--------------------|---------|---------------|------|---------|---------------|
| 400m | 43.44 | UNITED STATES | 800m | 1:28.07 | UNITED STATES |
| 1200m | 2:12.50 | UNITED STATES | | | |

RESULTS
4 x 400 Metres Relay Men - Final

| ALL-TIME TOP LIST | | | | SEASON TOP LIST | | | |
|-------------------|---------------------------|-------------------------------------|-----------|-----------------|---------------------------|-------|-------|
| RESULT | TEAM | VENUE | DATE | RESULT | TEAM | VENUE | 2019 |
| 2:54.29 | UNITED STATES (USA) | Jttgart (Gottlieb-Daimler Stadion) | 22 Aug 93 | 2:56.69 | UNITED STATES (USA) | Doha | 6 Oct |
| 2:56.60 | GREAT BRITAIN & NI (GBR) | lanta (Olympic Stadium), GA | 3 Aug 96 | 2:57.90 | JAMAICA (JAM) | Doha | 6 Oct |
| 2:56.72 | BAHAMAS (BAH) | London (Olympic Stadium) | 10 Aug 12 | 2:58.78 | BELGIUM (BEL) | Doha | 6 Oct |
| 2:56.75 | JAMAICA (JAM) | Athina (Olympic Stadium) | 10 Aug 97 | 2:59.50 | COLOMBIA (COL) | Doha | 6 Oct |
| 2:58.00 | POLAND (POL) | Uniondale (Mitchel AC), NY | 22 Jul 98 | 3:00.74 | TRINIDAD AND TOBAGO (TTO) | Doha | 6 Oct |
| 2:58.12 | TRINIDAD AND TOBAGO (TTO) | ondon (Olympic Stadium) | 13 Aug 17 | 3:01.40 | FRANCE (FRA) | Doha | 5 Oct |
| 2:58.52 | BELGIUM (BEL) | Rio de Janeiro (Estádio Olímpico) | 20 Aug 16 | 3:01.60 | ITALY (ITA) | Doha | 5 Oct |
| 2:58.56 | BRAZIL (BRA) | Winnipeg | 30 Jul 99 | 3:01.96 | GREAT BRITAIN & NI (GBR) | Doha | 5 Oct |
| 2:58.68 | NIGERIA (NGR) | Sydney (Olympic Stadium) | 30 Sep 00 | 3:02.05 | JAPAN (JPN) | Doha | 5 Oct |
| 2:58.96 | FRANCE (FRA) | Paris Saint-Denis (Stade de France) | 31 Aug 03 | 3:02.06 | SOUTH AFRICA (RSA) | Doha | 5 Oct |

RACE ANALYSIS



4 x 400 Metres Relay Men - Final

6 October 2019 21:36 START TIME 24° C TEMPERATURE 64 % HUMIDITY

| | | | | | |
|---|------|---|------|---|-------|
| 1 | 400m | 2 | 800m | 3 | 1200m |
|---|------|---|------|---|-------|

| 1 UNITED STATES | | | | | | USA | 2:56.69 | WL |
|-----------------|---------------------|---|--------------------|---|--------------------|-----|---------|----|
| 1 | 43.44 | 2 | 44.63 | 3 | 44.43 | | | |
| | 43.44 (1) | | 1:28.07 (1) | | 2:12.50 (1) | | | |
| 2 | JAMAICA | | | | | JAM | 2:57.90 | |
| 3 | BELGIUM | | | | | BEL | 2:58.78 | |
| 4 | COLOMBIA | | | | | COL | 2:59.50 | |
| 5 | TRINIDAD AND TOBAGO | | | | | TTO | 3:00.74 | |
| 6 | ITALY | | | | | ITA | 3:02.78 | |
| 7 | FRANCE | | | | | FRA | 3:03.06 | |
| | GREAT BRITAIN & NI | | | | | GBR | DNF | |



RESULT PROGRESSION



4 x 400 Metres Relay Men - Final

| RECORDS | RESULT TEAM | COUNTRY | VENUE | DATE |
|--------------------------------|------------------------------|-----------------------|--------------------------------------|-------------|
| World Record WR | 2:54.29 United States | USA | Stuttgart (Gottlieb-Daimler Stadion) | 22 Aug 1993 |
| Championships Record CR | 2:54.29 United States | USA | Stuttgart (Gottlieb-Daimler Stadion) | 22 Aug 1993 |
| World Leading WL | 2:56.69 United States | USA | Doha | 6 Oct 2019 |
| Area Record AR | National Record NR | Season Best SB | | |

6 October 2019

| RANK | BIB | TEAM | PHASE | HEAT | LANE | PLACE | RESULT | |
|------|-----|---------------------|---------|------|------|-------|------------------|-----------|
| 1 | | UNITED STATES | Final | 1 | 4 | 1 | 2:56.69 | WL |
| | | | Round 1 | 1 | 4 | 1 | 2:59.89 Q | |
| 2 | | JAMAICA | Final | 1 | 5 | 2 | 2:57.90 | SB |
| | | | Round 1 | 2 | 5 | 2 | 3:00.76 Q | SB |
| 3 | | BELGIUM | Final | 1 | 7 | 3 | 2:58.78 | SB |
| | | | Round 1 | 2 | 6 | 3 | 3:00.87 Q | SB |
| 4 | | COLOMBIA | Final | 1 | 6 | 4 | 2:59.50 | NR |
| | | | Round 1 | 1 | 9 | 4 | 3:01.06 Q | NR |
| 5 | | TRINIDAD AND TOBAGO | Final | 1 | 9 | 5 | 3:00.74 | SB |
| | | | Round 1 | 2 | 8 | 5 | 3:01.35 Q | |
| 6 | | ITALY | Final | 1 | 8 | 6 | 3:02.78 | |
| | | | Round 1 | 1 | 8 | 7 | 3:01.60 Q | SB |
| 7 | | FRANCE | Final | 1 | 3 | 7 | 3:03.06 | |
| | | | Round 1 | 2 | 7 | 6 | 3:01.40 q | SB |
| | | GREAT BRITAIN & NI | Final | 1 | 2 | | DNF | |
| | | | Round 1 | 1 | 6 | 8 | 3:01.96 q | SB |

| ALL-TIME TOP LIST | | | | SEASON TOP LIST | | | |
|-------------------|---------------------------|-------------------------------------|-----------|-----------------|---------------------------|-------|-------|
| RESULT | TEAM | VENUE | DATE | RESULT | TEAM | VENUE | 2019 |
| 2:54.29 | UNITED STATES (USA) | Jttgart (Gottlieb-Daimler Stadion) | 22 Aug 93 | 2:56.69 | UNITED STATES (USA) | Doha | 6 Oct |
| 2:56.60 | GREAT BRITAIN & NI (GBR) | lanta (Olympic Stadium), GA | 3 Aug 96 | 2:57.90 | JAMAICA (JAM) | Doha | 6 Oct |
| 2:56.72 | BAHAMAS (BAH) | London (Olympic Stadium) | 10 Aug 12 | 2:58.78 | BELGIUM (BEL) | Doha | 6 Oct |
| 2:56.75 | JAMAICA (JAM) | Athína (Olympic Stadium) | 10 Aug 97 | 2:59.50 | COLOMBIA (COL) | Doha | 6 Oct |
| 2:58.00 | POLAND (POL) | Uniondale (Mitchel AC), NY | 22 Jul 98 | 3:00.74 | TRINIDAD AND TOBAGO (TTO) | Doha | 6 Oct |
| 2:58.12 | TRINIDAD AND TOBAGO (TTO) | ondon (Olympic Stadium) | 13 Aug 17 | 3:01.40 | FRANCE (FRA) | Doha | 5 Oct |
| 2:58.52 | BELGIUM (BEL) | Rio de Janeiro (Estádio Olímpico) | 20 Aug 16 | 3:01.60 | ITALY (ITA) | Doha | 5 Oct |
| 2:58.56 | BRAZIL (BRA) | Winnipeg | 30 Jul 99 | 3:01.96 | GREAT BRITAIN & NI (GBR) | Doha | 5 Oct |
| 2:58.68 | NIGERIA (NGR) | Sydney (Olympic Stadium) | 30 Sep 00 | 3:02.05 | JAPAN (JPN) | Doha | 5 Oct |
| 2:58.96 | FRANCE (FRA) | Paris Saint-Denis (Stade de France) | 31 Aug 03 | 3:02.06 | SOUTH AFRICA (RSA) | Doha | 5 Oct |

SUMMARY



4 x 400 Metres Relay Men - Round 1

First 3 in each heat (Q) and the next 2 fastest (q) advance to the Final

TEAM BOTSWANA DISQUALIFIED BY THE REFEREE

| RECORDS | RESULT | TEAM | COUNTRY | VENUE | DATE |
|--------------------------------|---------|---------------------------|---------|--------------------------------------|-------------|
| World Record WR | 2:54.29 | United States | USA | Stuttgart (Gottlieb-Daimler Stadion) | 22 Aug 1993 |
| Championships Record CR | 2:54.29 | United States | USA | Stuttgart (Gottlieb-Daimler Stadion) | 22 Aug 1993 |
| World Leading WL | 2:59.05 | United States | USA | Austin, TX (USA) | 7 Jun 2019 |
| Area Record AR | | National Record NR | | Season Best SB | |

5 October 2019

| RANK | PLACE | HEAT | LANE | BIB | TEAM | REACTION | RESULT | |
|------|-------|------|------|-----|---------------------|----------|---------|-------------|
| 1 | 1 | 1 | 4 | USA | UNITED STATES | 0.160 | 2:59.89 | Q |
| 2 | 1 | 2 | 5 | JAM | JAMAICA | 0.212 | 3:00.76 | Q SB |
| 3 | 2 | 2 | 6 | BEL | BELGIUM | 0.162 | 3:00.87 | Q SB |
| 4 | 2 | 1 | 9 | COL | COLOMBIA | 0.205 | 3:01.06 | Q NR |
| 5 | 3 | 2 | 8 | TTO | TRINIDAD AND TOBAGO | 0.207 | 3:01.35 | Q |
| 6 | 4 | 2 | 7 | FRA | FRANCE | 0.186 | 3:01.40 | q SB |
| 7 | 3 | 1 | 8 | ITA | ITALY | 0.241 | 3:01.60 | Q SB |
| 8 | 4 | 1 | 6 | GBR | GREAT BRITAIN & NI | 0.185 | 3:01.96 | q SB |
| 9 | 5 | 1 | 7 | JPN | JAPAN | | 3:02.05 | SB |
| 10 | 5 | 2 | 3 | RSA | SOUTH AFRICA | 0.192 | 3:02.06 | SB |
| 11 | 6 | 2 | 9 | CZE | CZECH REPUBLIC | 0.189 | 3:02.97 | SB |
| 12 | 7 | 2 | 4 | IND | INDIA | 0.164 | 3:03.09 | |
| 13 | 6 | 1 | 3 | ESP | SPAIN | 0.142 | 3:04.27 | SB |
| 14 | 7 | 1 | 2 | AUS | AUSTRALIA | 0.156 | 3:05.49 | |
| 15 | 8 | 2 | 2 | QAT | QATAR | 0.184 | 3:06.25 | |
| | | 1 | 5 | BOT | BOTSWANA | 0.192 | DQ | 170.19 |

NOTE IAAF Rule 170.19 - Starting outside the takeover zone

| ALL-TIME TOP LIST | | | | SEASON TOP LIST | | | |
|-------------------|---------------------------|--------------------------------------|-----------|-----------------|---------------------------|--------------------------|--------|
| RESULT | TEAM | VENUE | DATE | RESULT | TEAM | VENUE | 2019 |
| 2:54.29 | UNITED STATES (USA) | Stuttgart (Gottlieb-Daimler Stadion) | 22 Aug 93 | 2:59.05 | UNITED STATES (USA) | Austin, TX (USA) | 7 Jun |
| 2:56.60 | GREAT BRITAIN & NI (GBR) | Atlanta (Olympic Stadium), GA | 3 Aug 96 | 3:00.76 | JAMAICA (JAM) | Doha | 5 Oct |
| 2:56.72 | BAHAMAS (BAH) | London (Olympic Stadium) | 10 Aug 12 | 3:00.81 | TRINIDAD AND TOBAGO (TTO) | Yokohama (International) | 12 May |
| 2:56.75 | JAMAICA (JAM) | Athina (Olympic Stadium) | 10 Aug 97 | 3:00.87 | BELGIUM (BEL) | Doha | 5 Oct |
| 2:58.00 | POLAND (POL) | Uniondale (Mitchel AC), NY | 22 Jul 98 | 3:01.06 | COLOMBIA (COL) | Doha | 5 Oct |
| 2:58.12 | TRINIDAD AND TOBAGO (TTO) | London (Olympic Stadium) | 13 Aug 17 | 3:01.40 | FRANCE (FRA) | Doha | 5 Oct |
| 2:58.52 | BELGIUM (BEL) | Rio de Janeiro (Estádio Olímpico) | 20 Aug 16 | 3:01.60 | ITALY (ITA) | Doha | 5 Oct |
| 2:58.56 | BRAZIL (BRA) | Winnipeg | 30 Jul 99 | 3:01.96 | GREAT BRITAIN & NI (GBR) | Doha | 5 Oct |
| 2:58.68 | NIGERIA (NGR) | Sydney (Olympic Stadium) | 30 Sep 00 | 3:02.05 | JAPAN (JPN) | Doha | 5 Oct |
| 2:58.96 | FRANCE (FRA) | Paris Saint-Denis (Stade de France) | 31 Aug 03 | 3:02.06 | SOUTH AFRICA (RSA) | Doha | 5 Oct |



RACE ANALYSIS



4 x 400 Metres Relay Men - Round 1

First 3 in each heat (Q) and the next 2 fastest (q) advance to the Final

TEAM BOTSWANA DISQUALIFIED BY THE REFEREE

Heat 1

2

5 October 2019

20:25 START TIME

27° C TEMPERATURE 71 % HUMIDITY

1 400m 2 800m 3 1200m

| | | | |
|---|--------------------|-----|------------------|
| 1 | UNITED STATES | USA | 2:59.89 |
| 1 | 44.73 | | |
| | 44.73 (1) | | |
| 2 | COLOMBIA | COL | 3:01.06 |
| 3 | ITALY | ITA | 3:01.60 |
| 4 | GREAT BRITAIN & NI | GBR | 3:01.96 |
| 2 | 1:30.43 | | SB |
| | 1:30.43 (1) | | |
| 5 | JAPAN | JPN | 3:02.05 |
| 6 | SPAIN | ESP | 3:04.27 |
| 7 | AUSTRALIA | AUS | 3:05.49 |
| | BOTSWANA | BOT | DQ 170.19 |

NOTE IAAF Rule 170.19 - Starting outside the takeover zone

RESULTS



4 x 400 Metres Relay Men - Round 1

First 3 in each heat (Q) and the next 2 fastest (q) advance to the Final

TEAM BOTSWANA DISQUALIFIED BY THE REFEREE

| RECORDS | RESULT | TEAM | COUNTRY | VENUE | DATE |
|--------------------------------|---------|---------------------------|---------|--------------------------------------|-------------|
| World Record WR | 2:54.29 | United States | USA | Stuttgart (Gottlieb-Daimler Stadion) | 22 Aug 1993 |
| Championships Record CR | 2:54.29 | United States | USA | Stuttgart (Gottlieb-Daimler Stadion) | 22 Aug 1993 |
| World Leading WL | 2:59.05 | United States | USA | Austin, TX (USA) | 7 Jun 2019 |
| Area Record AR | | National Record NR | | Season Best SB | |

Heat 1

2

5 October 2019 20:25 START TIME

27° C TEMPERATURE 71 % HUMIDITY

| PLACE | TEAM | BIB | LANE | REACTION | RESULT | Fn |
|-------|---|-----|------|----------|---|-------------|
| 1 | UNITED STATES Tyrell RICHARD Vernon NORWOOD Wilbert LONDON Nathan STROTHER | USA | 4 | 0.160 | 2:59.89 44.73 (1) 2:15.13 (1) 44.76 (1) | Q |
| 2 | COLOMBIA Jhon Alejandro PERLAZA Diego PALOMEQUE Jhon Alexander SOLIS Anthony José ZAMBRANO | COL | 9 | 0.205 | 3:01.06 | Q NR |
| 3 | ITALY Edoardo SCOTTI Vladimir ACETI Matteo GALVAN Davide RE | ITA | 8 | 0.241 | 3:01.60 | Q SB |
| 4 | GREAT BRITAIN & NI Cameron CHALMERS Rabah YOUSIF Lee THOMPSON Martyn ROONEY | GBR | 6 | 0.185 | 3:01.96 1:30.43 (1) | q SB |
| 5 | JAPAN Julian Jrummi WALSH Shota IIZUKA Kentaro SATO Kota WAKABAYASHI | JPN | 7 | | 3:02.05 | SB |
| 6 | SPAIN Óscar HUSILLOS Samuel GARCÍA Julio ARENAS Darwin ECHEVERRY | ESP | 3 | 0.142 | 3:04.27 | SB |
| 7 | AUSTRALIA Steven SOLOMON Alex BECK Murray GOODWIN Ian HALPIN | AUS | 2 | 0.156 | 3:05.49 | |
| | BOTSWANA Zibane NGOZI Ditiro NZAMANI Onkabetse NKOBOLO Leungo SCOTCH | BOT | 5 | 0.192 | DQ 170.19 | |

NOTE IAAF Rule 170.19 - Starting outside the takeover zone

INTERMEDIATE TIMES

| | | | |
|-------|-----------------------|------|----------------------------|
| 400m | 44.73 UNITED STATES | 800m | 1:30.43 GREAT BRITAIN & NI |
| 1200m | 2:15.13 UNITED STATES | | |

RESULTS
4 x 400 Metres Relay Men - Round 1

TEAM BOTSWANA DISQUALIFIED BY THE REFEREE

Heat 2 **2**

5 October 2019 20:41 START TIME 27° C 71 %
TEMPERATURE HUMIDITY

| PLACE | TEAM | BIB | LANE | REACTION | RESULT | | Fn |
|-------|---|-----|------|----------|--|---|----|
| 1 | JAMAICA Akeem BLOOMFIELD Nathon ALLEN Terry THOMAS Javon FRANCIS | JAM | 5 | 0.212 | 3:00.76 44.12 (1) 46.09 (1) 45.15 (1) 45.40 (1) | Q | SB |
| 2 | BELGIUM Dylan BORLÉE Julien WATRIN Jonathan SACOOR Kevin BORLÉE | BEL | 6 | 0.162 | 3:00.87 | Q | SB |
| 3 | TRINIDAD AND TOBAGO Asa GUEVARA Jereem RICHARDS Darren ALFRED Deon LENDORE | TTO | 8 | 0.207 | 3:01.35 | Q | |
| 4 | FRANCE Ludvy VAILLANT Christopher NALIALI Thomas JORDIER Mame-Ibra ANNE | FRA | 7 | 0.186 | 3:01.40 | q | SB |
| 5 | SOUTH AFRICA Thapelo PHORA Gardeo ISAACS Ranti Marvin DIKGALE Derrick MOKALENG | RSA | 3 | 0.192 | 3:02.06 | | SB |
| 6 | CZECH REPUBLIC Jan TESAŘ Michal DESENSKÝ Patrik ŠORM Vít MÜLLER | CZE | 9 | 0.189 | 3:02.97 | | SB |
| 7 | INDIA Amoj JACOB Yahiya MUHAMMED ANAS Karekoppa Suresh JEEVAN Noah Nirmal TOM | IND | 4 | 0.164 | 3:03.09 | | |
| 8 | QATAR Bassem HEMEIDA Abubaker Haydar ABDALLA Ashraf Hussen OSMAN Mohamed Nasir ABBAS | QAT | 2 | 0.184 | 3:06.25 | | |

INTERMEDIATE TIMES

| | | | |
|-------|-----------------|------|-----------------|
| 400m | 44.12 JAMAICA | 800m | 1:30.21 JAMAICA |
| 1200m | 2:15.36 JAMAICA | | |

RESULTS
4 x 400 Metres Relay Men - Round 1

TEAM BOTSWANA DISQUALIFIED BY THE REFEREE

| ALL-TIME TOP LIST | | | | SEASON TOP LIST | | | |
|-------------------|---------------------------|-------------------------------------|-----------|-----------------|---------------------------|--------------------------|--------|
| RESULT | TEAM | VENUE | DATE | RESULT | TEAM | VENUE | 2019 |
| 2:54.29 | UNITED STATES (USA) | Jttgart (Gottlieb-Daimler Stadion) | 22 Aug 93 | 2:59.05 | UNITED STATES (USA) | Austin, TX (USA) | 7 Jun |
| 2:56.60 | GREAT BRITAIN & NI (GBR) | lanta (Olympic Stadium), GA | 3 Aug 96 | 3:00.76 | JAMAICA (JAM) | Doha | 5 Oct |
| 2:56.72 | BAHAMAS (BAH) | London (Olympic Stadium) | 10 Aug 12 | 3:00.81 | TRINIDAD AND TOBAGO (TTO) | Yokohama (International) | 12 May |
| 2:56.75 | JAMAICA (JAM) | Athína (Olympic Stadium) | 10 Aug 97 | 3:00.87 | BELGIUM (BEL) | Doha | 5 Oct |
| 2:58.00 | POLAND (POL) | Uniondale (Mitchel AC), NY | 22 Jul 98 | 3:01.06 | COLOMBIA (COL) | Doha | 5 Oct |
| 2:58.12 | TRINIDAD AND TOBAGO (TTO) | ondon (Olympic Stadium) | 13 Aug 17 | 3:01.40 | FRANCE (FRA) | Doha | 5 Oct |
| 2:58.52 | BELGIUM (BEL) | Rio de Janeiro (Estádio Olímpico) | 20 Aug 16 | 3:01.60 | ITALY (ITA) | Doha | 5 Oct |
| 2:58.56 | BRAZIL (BRA) | Winnipeg | 30 Jul 99 | 3:01.96 | GREAT BRITAIN & NI (GBR) | Doha | 5 Oct |
| 2:58.68 | NIGERIA (NGR) | Sydney (Olympic Stadium) | 30 Sep 00 | 3:02.05 | JAPAN (JPN) | Doha | 5 Oct |
| 2:58.96 | FRANCE (FRA) | Paris Saint-Denis (Stade de France) | 31 Aug 03 | 3:02.06 | SOUTH AFRICA (RSA) | Doha | 5 Oct |

SUMMARY



100 Metres Men - Decathlon

| RECORDS | RESULT | NAME | COUNTRY | AGE | VENUE | DATE |
|----------------------------------|--------|---------------------------|---------|-------------------------|----------------------------|-----------------------|
| World Decathlon Best WDB | 10.12 | Damian WARNER | CAN | 30 | Götzis (AUT) | 25 May 2019 |
| Champ. Decathlon Best CDB | 10.23 | Ashton EATON | USA | 27 | Beijing (National Stadium) | 28 Aug 2015 |
| Area Record AR | | National Record NR | | Personal Best PB | | Season Best SB |

2 October 2019

| RANK | PLACE | HEAT | LANE | BIB | NAME | COUNTRY | DATE of BIRTH | RESULT | WIND | POINTS | TOTAL |
|------|-------|------|------|-----|-------------------------|---------|---------------|---------------------|----------------|-------------|-------|
| 1 | 1 | 3 | 2 | | Damian WARNER | CAN | 4 Nov 89 | 10.35 | +0.8 | 1011 | 1011 |
| 2 | 2 | 3 | 6 | | Pierce LEPAGE | CAN | 22 Jan 96 | 10.36 | +0.8 | 1008 | 1008 |
| 3 | 3 | 3 | 8 | | Kevin MAYER | FRA | 10 Feb 92 | 10.50 | PB +0.8 | 975 | 975 |
| 4 | 4 | 3 | 3 | | Lindon VICTOR | GRN | 23 Feb 93 | 10.66 | +0.8 | 938 | 938 |
| 5 | 5 | 3 | 7 | | Solomon SIMMONS | USA | 26 Sep 93 | 10.70 | +0.8 | 929 | 929 |
| 6 | 6 | 3 | 5 | | Cedric DUBLER | AUS | 13 Jan 95 | 10.75 | +0.8 | 917 | 917 |
| 7 | 7 | 3 | 9 | | Harrison WILLIAMS | USA | 7 Mar 96 | 10.76 (.752) | +0.8 | 915 | 915 |
| 8 | 1 | 2 | 2 | | Pawel WIESIOŁEK | POL | 13 Aug 91 | 10.76 (.759) | SB +0.4 | 915 | 915 |
| 9 | 2 | 2 | 4 | | Kai KAZMIREK | GER | 28 Jan 91 | 10.82 | SB +0.4 | 901 | 901 |
| 10 | 3 | 2 | 5 | | Devon WILLIAMS | USA | 17 Jan 94 | 10.84 | +0.4 | 897 | 897 |
| 11 | 4 | 2 | 9 | | Georni JARAMILLO | VEN | 6 Mar 89 | 10.88 | +0.4 | 888 | 888 |
| 12 | 5 | 2 | 3 | | Martin ROE | NOR | 1 Apr 92 | 10.94 (.933) | +0.4 | 874 | 874 |
| 13 | 1 | 1 | 5 | | Janek ÕIGLANE | EST | 25 Apr 94 | 10.94 (.940) | PB +0.3 | 874 | 874 |
| 14 | 6 | 2 | 8 | | Vitaliy ZHUK | BLR | 10 Sep 96 | 10.95 | +0.4 | 872 | 872 |
| 15 | 2 | 1 | 4 | | Ilya SHKURENYOV | ANA | 11 Jan 91 | 11.02 | SB +0.3 | 856 | 856 |
| 16 | 3 | 1 | 8 | | Maicel UIBO | EST | 27 Dec 92 | 11.10 | SB +0.3 | 838 | 838 |
| 17 | 4 | 1 | 3 | | Tim NOWAK | GER | 13 Aug 95 | 11.12 | SB +0.3 | 834 | 834 |
| 18 | 7 | 2 | 7 | | Fredrik SAMUELSSON | SWE | 16 Feb 95 | 11.13 | +0.4 | 832 | 832 |
| 19 | 5 | 1 | 2 | | Pieter BRAUN | NED | 21 Jan 93 | 11.16 | +0.3 | 825 | 825 |
| 20 | 6 | 1 | 6 | | Niklas KAUL | GER | 11 Feb 98 | 11.27 | +0.3 | 801 | 801 |
| 21 | 7 | 1 | 7 | | Thomas VAN DER PLAETSEN | BEL | 24 Dec 90 | 11.38 | +0.3 | 778 | 778 |
| 22 | 8 | 2 | 6 | | Basile ROLNIN | FRA | 21 Jan 94 | 11.42 | +0.4 | 769 | 769 |
| 23 | 8 | 1 | 9 | | Keisuke USHIRO | JPN | 24 Jul 86 | 11.44 | +0.3 | 765 | 765 |
| | | | 3 | 4 | Timothy DUCKWORTH | GBR | 18 Jun 96 | DNS | +0.8 | | 0 |

RESULTS

100 Metres Men - Decathlon



| RECORDS | RESULT NAME | COUNTRY | AGE | VENUE | DATE |
|----------------------------------|---------------------------|-------------------------|-----------------------|----------------------------|-------------|
| World Decathlon Best WDB | 10.12 Damian WARNER | CAN | 30 | Götzis (AUT) | 25 May 2019 |
| Champ. Decathlon Best CDB | 10.23 Ashton EATON | USA | 27 | Beijing (National Stadium) | 28 Aug 2015 |
| Area Record AR | National Record NR | Personal Best PB | Season Best SB | | |

Heat 1 **3** 2 October 2019 16:35 START TIME 25°C TEMPERATURE 53% HUMIDITY +0.3m/s WIND

| PLACE | NAME | COUNTRY | DATE OF BIRTH | LANE | RESULT | REACTION | Fn | POINTS | TOTAL |
|-------|-------------------------|---------|---------------|------|--------------|-----------|-------|--------|-------|
| 1 | Janek ÖIGLANE | EST | 25 Apr 94 | 5 | 10.94 (.940) | PB | 0.136 | 874 | 874 |
| 2 | Ilya SHKURENYOV | ANA | 11 Jan 91 | 4 | 11.02 | SB | 0.162 | 856 | 856 |
| 3 | Maicel UIBO | EST | 27 Dec 92 | 8 | 11.10 | SB | 0.153 | 838 | 838 |
| 4 | Tim NOWAK | GER | 13 Aug 95 | 3 | 11.12 | SB | 0.171 | 834 | 834 |
| 5 | Pieter BRAUN | NED | 21 Jan 93 | 2 | 11.16 | | 0.142 | 825 | 825 |
| 6 | Niklas KAUL | GER | 11 Feb 98 | 6 | 11.27 | | 0.150 | 801 | 801 |
| 7 | Thomas VAN DER PLAETSEN | BEL | 24 Dec 90 | 7 | 11.38 | | 0.147 | 778 | 778 |
| 8 | Keisuke USHIRO | JPN | 24 Jul 86 | 9 | 11.44 | | 0.180 | 765 | 765 |

Heat 2 **3** 2 October 2019 16:43 START TIME 25°C TEMPERATURE 53% HUMIDITY +0.4m/s WIND

| PLACE | NAME | COUNTRY | DATE OF BIRTH | LANE | RESULT | REACTION | Fn | POINTS | TOTAL |
|-------|--------------------|---------|---------------|------|--------------|-----------|-------|--------|-------|
| 1 | Pawet WIESIOŁEK | POL | 13 Aug 91 | 2 | 10.76 (.759) | SB | 0.146 | 915 | 915 |
| 2 | Kai KAZMIREK | GER | 28 Jan 91 | 4 | 10.82 | SB | 0.151 | 901 | 901 |
| 3 | Devon WILLIAMS | USA | 17 Jan 94 | 5 | 10.84 | | 0.135 | 897 | 897 |
| 4 | Georni JARAMILLO | VEN | 6 Mar 89 | 9 | 10.88 | | 0.147 | 888 | 888 |
| 5 | Martin ROE | NOR | 1 Apr 92 | 3 | 10.94 (.933) | | 0.130 | 874 | 874 |
| 6 | Vitaliy ZHUK | BLR | 10 Sep 96 | 8 | 10.95 | | 0.136 | 872 | 872 |
| 7 | Fredrik SAMUELSSON | SWE | 16 Feb 95 | 7 | 11.13 | | 0.129 | 832 | 832 |
| 8 | Basile ROLNIN | FRA | 21 Jan 94 | 6 | 11.42 | | 0.140 | 769 | 769 |


Heat 3 **3** 2 October 2019 16:51 START TIME 25°C TEMPERATURE 53% HUMIDITY +0.8m/s WIND

| PLACE | NAME | COUNTRY | DATE OF BIRTH | LANE | RESULT | REACTION | Fn | POINTS | TOTAL |
|-------|-------------------|---------|---------------|------|--------------|-----------|-------|--------|-------|
| 1 | Damian WARNER | CAN | 4 Nov 89 | 2 | 10.35 | | 0.180 | 1011 | 1011 |
| 2 | Pierce LEPAGE | CAN | 22 Jan 96 | 6 | 10.36 | | 0.188 | 1008 | 1008 |
| 3 | Kevin MAYER | FRA | 10 Feb 92 | 8 | 10.50 | PB | 0.142 | 975 | 975 |
| 4 | Lindon VICTOR | GRN | 23 Feb 93 | 3 | 10.66 | | 0.113 | 938 | 938 |
| 5 | Solomon SIMMONS | USA | 26 Sep 93 | 7 | 10.70 | | 0.159 | 929 | 929 |
| 6 | Cedric DUBLER | AUS | 13 Jan 95 | 5 | 10.75 | | 0.154 | 917 | 917 |
| 7 | Harrison WILLIAMS | USA | 7 Mar 96 | 9 | 10.76 (.752) | | 0.176 | 915 | 915 |
| | Timothy DUCKWORTH | GBR | 18 Jun 96 | 4 | DNS | | | | 0 |

DECATHLON SUMMARY AFTER 1 EVENT

| RECORDS | RESULT NAME | COUNTRY | AGE | VENUE | DATE |
|--------------------------------|--------------------|---------|-----|----------------------------|-------------|
| World Record WR | 9126 Kevin MAYER | FRA | 26 | Talence (FRA) | 16 Sep 2018 |
| Championships Record CR | 9045 Ashton EATON | USA | 27 | Beijing (National Stadium) | 29 Aug 2015 |
| World Leading WL | 8711 Damian WARNER | CAN | 30 | Götzis (AUT) | 26 May 2019 |

2-3-4 October 2019



| PLACE | BIB | NAME | COUNTRY | POINTS | POINTS BEHIND LEADER | 100 Metres | Long Jump | Shot Put | High Jump | 400 Metres | 110 Metres Hurdles | Discus Throw | Pole Vault | Javelin Throw | 1500 Metres |
|-------|-----|-------------------|---------|--------|----------------------|--------------|-----------|----------|-----------|------------|--------------------|--------------|------------|---------------|-------------|
| 1 | | Damian WARNER | CAN | 1011 | | 10.35 (+0.8) | | | | | | | | | |
| 2 | | Pierce LEPAGE | CAN | 1008 | -3 | 10.36 (+0.8) | | | | | | | | | |
| 3 | | Kevin MAYER | FRA | 975 | -36 | 10.50 (+0.8) | | | | | | | | | |
| 4 | | Lindon VICTOR | GRN | 938 | -73 | 10.66 (+0.8) | | | | | | | | | |
| 5 | | Solomon SIMMONS | USA | 929 | -82 | 10.70 (+0.8) | | | | | | | | | |
| 6 | | Cedric DUBLER | AUS | 917 | -94 | 10.75 (+0.8) | | | | | | | | | |
| 7 | | Harrison WILLIAMS | USA | 915 | -96 | 10.76 (+0.8) | | | | | | | | | |
| 7 | | Pawet WIESIOŁEK | POL | 915 | -96 | 10.76 (+0.4) | | | | | | | | | |
| 9 | | Kai KAZMIREK | GER | 901 | -110 | 10.82 (+0.4) | | | | | | | | | |
| 10 | | Devon WILLIAMS | USA | 897 | -114 | 10.84 (+0.4) | | | | | | | | | |
| 11 | | Georni JARAMILLO | VEN | 888 | -123 | 10.88 (+0.4) | | | | | | | | | |
| 12 | | Janek ÕIGLANE | EST | 874 | -137 | 10.94 (+0.3) | | | | | | | | | |
| 12 | | Martin ROE | NOR | 874 | -137 | 10.94 (+0.4) | | | | | | | | | |
| 14 | | Vitaliy ZHUK | BLR | 872 | -139 | 10.95 (+0.4) | | | | | | | | | |
| 15 | | Ilya SHKURENYOV | ANA | 856 | -155 | 11.02 (+0.3) | | | | | | | | | |
| 16 | | Maicel UIBO | EST | 838 | -173 | 11.10 (+0.3) | | | | | | | | | |
| 17 | | Tim NOWAK | GER | 834 | -177 | 11.12 (+0.3) | | | | | | | | | |


DECATHLON SUMMARY AFTER 1 EVENTS

2-3-4 October 2019



| PLACE | BIB | NAME | COUNTRY | POINTS | POINTS BEHIND LEADER | 100 Metres | Long Jump | Shot Put | High Jump | 400 Metres | 110 Metres Hurdles | Discus Throw | Pole Vault | Javelin Throw | 1500 Metres | |
|-------|-----|-------------------------|---------|------------|----------------------|-----------------|-----------|----------|-----------|------------|--------------------|--------------|------------|---------------|-------------|---------|
| 18 | | Fredrik SAMUELSSON | SWE | 832 | -179 | 11.13 (+0.4) | | | | | | | | | | 832(18) |
| 19 | | Pieter BRAUN | NED | 825 | -186 | 11.16 (+0.3) | | | | | | | | | | 825(19) |
| 20 | | Niklas KAUL | GER | 801 | -210 | 11.27 (+0.3) | | | | | | | | | | 801(20) |
| 21 | | Thomas VAN DER PLAETSEN | BEL | 778 | -233 | 11.38 (+0.3) | | | | | | | | | | 778(21) |
| 22 | | Basile ROLNIN | FRA | 769 | -242 | 11.42 (+0.4) | | | | | | | | | | 769(22) |
| 23 | | Keisuke USHIRO | JPN | 765 | -246 | 11.44 (+0.3) | | | | | | | | | | 765(23) |
| | | Timothy DUCKWORTH | GBR | DNS | | | | | | | | | | | | DNS |

RACE ANALYSIS



1500 Metres Men - Decathlon

4 October 2019 00:32 START TIME 26° C 61 %
TEMPERATURE HUMIDITY

| | | | | | | | | | | | | | | | | | | | |
|----|--------|----|--------|----|--------|----|--------|---|-------|---|-------|---|-------|---|-------|---|-------|----|--------|
| 1 | 100 m | 2 | 200 m | 3 | 300 m | 4 | 400 m | 5 | 500 m | 6 | 600 m | 7 | 700 m | 8 | 800 m | 9 | 900 m | 10 | 1000 m |
| 11 | 1100 m | 12 | 1200 m | 13 | 1300 m | 14 | 1400 m | | | | | | | | | | | | |

| | | | | | | | | | | | | | | | | | | | | |
|----------------------|--------------------|----|--------------------|----|--------------------|----|--------------------|---|-------------|---|-------------|---|--------------------|-----|--------------------|----------------|----|--------------------|----|--------------------|
| 1 Niklas KAUL | | | | | | | | | | | | | | GER | 11 Feb 98 | 4:15.70 | SB | | | |
| 1 | 18.09 | 2 | 18.73 | 3 | 17.88 | 4 | 17.15 | 5 | 17.06 | 6 | 17.22 | 7 | 17.60 | 8 | 16.92 | 9 | | 17.03 | 10 | 16.82 |
| | 18.09 (18) | | 36.82 (14) | | 54.70 (6) | | 1:11.85 (4) | | 1:28.91 (2) | | 1:46.13 (2) | | 2:03.73 (1) | | 2:20.65 (1) | | | 2:37.68 (1) | | 2:54.50 (1) |
| 11 | 16.51 | 12 | 16.05 | 13 | 16.15 | 14 | 16.09 | | | | | | | | | | | | | |
| | 3:11.01 (1) | | 3:27.06 (1) | | 3:43.21 (1) | | 3:59.30 (1) | | | | | | | | | | | | | |

| | | | | | | | | | | | | | | | | | | | |
|--------------------|-------------|----|-------------|----|-------------|----|-------------|---|-------------|---|-------------|---|-------------|-----|-------------|----------------|-------------|----|-------------|
| 2 Tim NOWAK | | | | | | | | | | | | | | GER | 13 Aug 95 | 4:22.18 | | | |
| 1 | 16.37 | 2 | 18.33 | 3 | 18.86 | 4 | 17.95 | 5 | 17.90 | 6 | 17.55 | 7 | 17.93 | 8 | 17.74 | 9 | 17.92 | 10 | 17.69 |
| | 16.37 (5) | | 34.70 (3) | | 53.56 (3) | | 1:11.51 (3) | | 1:29.41 (4) | | 1:46.96 (4) | | 2:04.89 (4) | | 2:22.63 (4) | | 2:40.55 (4) | | 2:58.24 (3) |
| 11 | 17.46 | 12 | 17.08 | 13 | 17.19 | 14 | 16.53 | | | | | | | | | | | | |
| | 3:15.70 (3) | | 3:32.78 (2) | | 3:49.97 (2) | | 4:06.50 (2) | | | | | | | | | | | | |

| | | | | | | | | | | | | | | | | | | | | |
|----------------------|-------------|----|-------------|----|-------------|----|-------------|---|-------------|---|-------------|---|-------------|-----|-------------|----------------|----|-------------|----|-------------|
| 3 Maicel UIBO | | | | | | | | | | | | | | EST | 27 Dec 92 | 4:31.51 | SB | | | |
| 1 | 16.16 | 2 | 18.17 | 3 | 18.85 | 4 | 17.98 | 5 | 17.79 | 6 | 17.60 | 7 | 17.47 | 8 | 17.01 | 9 | | 17.13 | 10 | 17.61 |
| | 16.16 (3) | | 34.33 (2) | | 53.18 (2) | | 1:11.16 (2) | | 1:28.95 (3) | | 1:46.55 (3) | | 2:04.02 (2) | | 2:21.03 (2) | | | 2:38.16 (2) | | 2:55.77 (2) |
| 11 | 18.68 | 12 | 18.60 | 13 | 18.39 | 14 | 19.17 | | | | | | | | | | | | | |
| | 3:14.45 (2) | | 3:33.05 (3) | | 3:51.44 (3) | | 4:10.61 (3) | | | | | | | | | | | | | |

| | | | | | | | | | | | | | | | | | | | |
|------------------------|-------------|----|-------------|----|-------------|----|--------------|---|--------------|---|--------------|---|-------------|-----|-------------|----------------|-------------|----|-------------|
| 4 Cedric DUBLER | | | | | | | | | | | | | | AUS | 13 Jan 95 | 4:34.75 | | | |
| 1 | 17.86 | 2 | 19.48 | 3 | 18.96 | 4 | 19.38 | 5 | 17.97 | 6 | 18.90 | 7 | 18.68 | 8 | 19.19 | 9 | 18.11 | 10 | 18.54 |
| | 17.86 (17) | | 37.34 (18) | | 56.30 (15) | | 1:15.68 (14) | | 1:33.65 (11) | | 1:52.55 (11) | | 2:11.23 (9) | | 2:30.42 (7) | | 2:48.53 (6) | | 3:07.07 (7) |
| 11 | 17.93 | 12 | 17.73 | 13 | 17.24 | 14 | 16.81 | | | | | | | | | | | | |
| | 3:25.00 (7) | | 3:42.73 (7) | | 3:59.97 (4) | | 4:16.78 (4) | | | | | | | | | | | | |

| | | | | | | | | | | | | | | | | | | | |
|-----------------------|-------------|----|-------------|----|-------------|----|--------------|---|--------------|---|--------------|---|--------------|-----|--------------|----------------|-------------|----|-------------|
| 5 Vitaliy ZHUK | | | | | | | | | | | | | | BLR | 10 Sep 96 | 4:35.45 | | | |
| 1 | 16.74 | 2 | 19.36 | 3 | 19.81 | 4 | 19.37 | 5 | 18.82 | 6 | 19.00 | 7 | 19.18 | 8 | 18.92 | 9 | 18.38 | 10 | 18.69 |
| | 16.74 (8) | | 36.10 (10) | | 55.91 (13) | | 1:15.28 (13) | | 1:34.10 (13) | | 1:53.10 (12) | | 2:12.28 (12) | | 2:31.20 (11) | | 2:49.58 (9) | | 3:08.27 (9) |
| 11 | 18.11 | 12 | 17.40 | 13 | 17.43 | 14 | 17.08 | | | | | | | | | | | | |
| | 3:26.38 (8) | | 3:43.78 (8) | | 4:01.21 (8) | | 4:18.29 (6) | | | | | | | | | | | | |

| | | | | | | | | | | | | | | | | | | | |
|-----------------------|-------------|----|-------------|----|-------------|----|-------------|---|-------------|---|-------------|---|-------------|-----|-------------|----------------|-------------|----|-------------|
| 6 Pieter BRAUN | | | | | | | | | | | | | | NED | 21 Jan 93 | 4:35.62 | | | |
| 1 | 16.60 | 2 | 18.63 | 3 | 19.54 | 4 | 17.97 | 5 | 18.58 | 6 | 19.08 | 7 | 19.65 | 8 | 19.56 | 9 | 18.98 | 10 | 18.41 |
| | 16.60 (6) | | 35.23 (6) | | 54.77 (7) | | 1:12.74 (6) | | 1:31.32 (6) | | 1:50.40 (6) | | 2:10.05 (6) | | 2:29.61 (6) | | 2:48.59 (7) | | 3:07.00 (6) |
| 11 | 17.75 | 12 | 17.49 | 13 | 17.99 | 14 | 17.37 | | | | | | | | | | | | |
| | 3:24.75 (6) | | 3:42.24 (5) | | 4:00.23 (6) | | 4:17.60 (5) | | | | | | | | | | | | |

| | | | | | | | | | | | | | | | | | | | |
|------------------------|-------------|----|-------------|----|-------------|----|-------------|---|-------------|---|-------------|---|-------------|-----|-------------|----------------|-------------|----|-------------|
| 7 Janek ŐIGLANE | | | | | | | | | | | | | | EST | 25 Apr 94 | 4:36.24 | | | |
| 1 | 16.37 | 2 | 18.64 | 3 | 18.98 | 4 | 18.24 | 5 | 17.91 | 6 | 18.03 | 7 | 19.00 | 8 | 18.87 | 9 | 19.24 | 10 | 19.64 |
| | 16.37 (4) | | 35.01 (5) | | 53.99 (4) | | 1:12.23 (5) | | 1:30.14 (5) | | 1:48.17 (5) | | 2:07.17 (5) | | 2:26.04 (5) | | 2:45.28 (5) | | 3:04.92 (5) |
| 11 | 19.10 | 12 | 18.63 | 13 | 18.38 | 14 | 17.88 | | | | | | | | | | | | |
| | 3:24.02 (5) | | 3:42.65 (6) | | 4:01.03 (7) | | 4:18.91 (7) | | | | | | | | | | | | |

| | | | | | | | | | | | | | | | | | | | |
|-----------------------------|--------------|----|--------------|----|-------------|----|--------------|---|--------------|---|--------------|---|--------------|-----|--------------|----------------|--------------|----|--------------|
| 8 Fredrik SAMUELSSON | | | | | | | | | | | | | | SWE | 16 Feb 95 | 4:39.48 | | | |
| 1 | 16.63 | 2 | 19.29 | 3 | 19.78 | 4 | 19.53 | 5 | 19.07 | 6 | 19.27 | 7 | 19.49 | 8 | 19.32 | 9 | 18.84 | 10 | 18.82 |
| | 16.63 (7) | | 35.92 (9) | | 55.70 (12) | | 1:15.23 (12) | | 1:34.30 (14) | | 1:53.57 (13) | | 2:13.06 (13) | | 2:32.38 (13) | | 2:51.22 (13) | | 3:10.04 (13) |
| 11 | 18.86 | 12 | 17.96 | 13 | 17.48 | 14 | 18.00 | | | | | | | | | | | | |
| | 3:28.90 (12) | | 3:46.86 (11) | | 4:04.34 (9) | | 4:22.34 (9) | | | | | | | | | | | | |

| | | | | | | | | | | | | | | | | | | | |
|------------------------|------------------|----|------------------|----|------------------|----|--------------------|---|--------------------|---|--------------------|---|-------------|-----|-------------|----------------|-------------|----|-------------|
| 9 Damian WARNER | | | | | | | | | | | | | | CAN | 4 Nov 89 | 4:40.77 | | | |
| 1 | 15.91 | 2 | 18.09 | 3 | 18.83 | 4 | 17.89 | 5 | 17.52 | 6 | 17.71 | 7 | 18.34 | 8 | 17.70 | 9 | 17.76 | 10 | 19.74 |
| | 15.91 (1) | | 34.00 (1) | | 52.83 (1) | | 1:10.72 (1) | | 1:28.24 (1) | | 1:45.95 (1) | | 2:04.29 (3) | | 2:21.99 (3) | | 2:39.75 (3) | | 2:59.49 (4) |
| 11 | 20.10 | 12 | 20.29 | 13 | 20.23 | 14 | 19.36 | | | | | | | | | | | | |
| | 3:19.59 (4) | | 3:39.88 (4) | | 4:00.11 (5) | | 4:19.47 (8) | | | | | | | | | | | | |

| | | | | | | | | | | | | | | | | | | | |
|-----------------------------|--------------|----|--------------|----|--------------|----|--------------|---|--------------|---|--------------|---|--------------|-----|--------------|----------------|--------------|----|--------------|
| 10 Harrison WILLIAMS | | | | | | | | | | | | | | USA | 7 Mar 96 | 4:40.96 | | | |
| 1 | 17.13 | 2 | 19.54 | 3 | 19.74 | 4 | 19.80 | 5 | 18.33 | 6 | 19.32 | 7 | 19.57 | 8 | 19.34 | 9 | 18.91 | 10 | 18.82 |
| | 17.13 (12) | | 36.67 (13) | | 56.41 (16) | | 1:16.21 (16) | | 1:34.54 (15) | | 1:53.86 (14) | | 2:13.43 (14) | | 2:32.77 (14) | | 2:51.68 (14) | | 3:10.50 (14) |
| 11 | 18.66 | 12 | 18.43 | 13 | 17.31 | 14 | 18.06 | | | | | | | | | | | | |
| | 3:29.16 (13) | | 3:47.59 (13) | | 4:04.90 (11) | | 4:22.96 (10) | | | | | | | | | | | | |



RACE ANALYSIS
1500 Metres Men - Decathlon

| | | | | | | | | | | | | | | | | | | | | |
|-----------------------------------|--------------|----|--------------|----|--------------|----|--------------|---|--------------|---|--------------|-----------|----------------|----|--------------|---|--------------|----|--------------|----|
| 11 Ilya SHKURENYOV | | | | | | | | | | | ANA | 11 Jan 91 | 4:41.95 | | | | | | | |
| 1 | 16.92 | 2 | 18.93 | 3 | 19.70 | 4 | 19.32 | 5 | 18.71 | 6 | 18.86 | 7 | 19.45 | 8 | 19.61 | 9 | 18.88 | 10 | 18.76 | SB |
| | 16.92 (10) | | 35.85 (8) | | 55.55 (11) | | 1:14.87 (11) | | 1:33.58 (10) | | 1:52.44 (10) | | 2:11.89 (11) | | 2:31.50 (12) | | 2:50.38 (12) | | 3:09.14 (11) | |
| 11 | 19.07 | 12 | 18.77 | 13 | 19.17 | 14 | 18.82 | | | | | | | | | | | | | |
| | 3:28.21 (11) | | 3:46.98 (12) | | 4:06.15 (13) | | 4:24.97 (13) | | | | | | | | | | | | | |
| 12 Paweł WIESIOŁEK | | | | | | | | | | | POL | 13 Aug 91 | 4:42.06 | | | | | | | |
| 1 | 16.92 | 2 | 18.64 | 3 | 19.63 | 4 | 18.56 | 5 | 18.63 | 6 | 19.05 | 7 | 19.44 | 8 | 19.63 | 9 | 18.95 | 10 | 18.80 | |
| | 16.92 (9) | | 35.56 (7) | | 55.19 (8) | | 1:13.75 (7) | | 1:32.38 (7) | | 1:51.43 (7) | | 2:10.87 (7) | | 2:30.50 (8) | | 2:49.45 (8) | | 3:08.25 (8) | |
| 11 | 18.56 | 12 | 18.64 | 13 | 19.12 | 14 | 18.88 | | | | | | | | | | | | | |
| | 3:26.81 (9) | | 3:45.45 (9) | | 4:04.57 (10) | | 4:23.45 (11) | | | | | | | | | | | | | |
| 13 Thomas VAN DER PLAETSEN | | | | | | | | | | | BEL | 24 Dec 90 | 4:43.95 | | | | | | | |
| 1 | 17.35 | 2 | 18.89 | 3 | 19.03 | 4 | 18.82 | 5 | 18.59 | 6 | 19.02 | 7 | 19.48 | 8 | 19.64 | 9 | 19.11 | 10 | 19.05 | |
| | 17.35 (14) | | 36.24 (11) | | 55.27 (9) | | 1:14.09 (8) | | 1:32.68 (8) | | 1:51.70 (8) | | 2:11.18 (8) | | 2:30.82 (9) | | 2:49.93 (10) | | 3:08.98 (10) | |
| 11 | 18.35 | 12 | 18.49 | 13 | 19.18 | 14 | 19.11 | | | | | | | | | | | | | |
| | 3:27.33 (10) | | 3:45.82 (10) | | 4:05.00 (12) | | 4:24.11 (12) | | | | | | | | | | | | | |
| 14 Solomon SIMMONS | | | | | | | | | | | USA | 26 Sep 93 | 4:44.17 | | | | | | | |
| 1 | 17.74 | 2 | 19.31 | 3 | 19.50 | 4 | 19.78 | 5 | 18.59 | 6 | 19.47 | 7 | 19.67 | 8 | 19.31 | 9 | 18.89 | 10 | 19.18 | |
| | 17.74 (16) | | 37.05 (17) | | 56.55 (17) | | 1:16.33 (17) | | 1:34.92 (17) | | 1:54.39 (16) | | 2:14.06 (15) | | 2:33.37 (15) | | 2:52.26 (15) | | 3:11.44 (15) | |
| 11 | 18.79 | 12 | 18.80 | 13 | 18.39 | 14 | 17.80 | | | | | | | | | | | | | |
| | 3:30.23 (15) | | 3:49.03 (14) | | 4:07.42 (14) | | 4:25.22 (14) | | | | | | | | | | | | | |
| 15 Pierce LEPAGE | | | | | | | | | | | CAN | 22 Jan 96 | 4:45.09 | PB | | | | | | |
| 1 | 17.31 | 2 | 19.61 | 3 | 19.80 | 4 | 19.90 | 5 | 18.53 | 6 | 19.92 | 7 | 20.40 | 8 | 19.64 | 9 | 18.56 | 10 | 18.86 | |
| | 17.31 (13) | | 36.92 (16) | | 56.72 (18) | | 1:16.62 (18) | | 1:35.15 (18) | | 1:55.07 (18) | | 2:15.47 (18) | | 2:35.11 (16) | | 2:53.67 (16) | | 3:12.53 (16) | |
| 11 | 19.58 | 12 | 18.54 | 13 | 17.96 | 14 | 17.96 | | | | | | | | | | | | | |
| | 3:32.11 (17) | | 3:50.65 (17) | | 4:08.61 (15) | | 4:26.57 (15) | | | | | | | | | | | | | |
| 16 Kai KAZMIREK | | | | | | | | | | | GER | 28 Jan 91 | 4:49.16 | | | | | | | |
| 1 | 17.43 | 2 | 19.44 | 3 | 18.63 | 4 | 18.78 | 5 | 18.70 | 6 | 19.02 | 7 | 19.53 | 8 | 19.61 | 9 | 19.14 | 10 | 19.22 | |
| | 17.43 (15) | | 36.87 (15) | | 55.50 (10) | | 1:14.28 (9) | | 1:32.98 (9) | | 1:52.00 (9) | | 2:11.53 (10) | | 2:31.14 (10) | | 2:50.28 (11) | | 3:09.50 (12) | |
| 11 | 19.68 | 12 | 20.16 | 13 | 20.02 | 14 | 20.24 | | | | | | | | | | | | | |
| | 3:29.18 (14) | | 3:49.34 (15) | | 4:09.36 (16) | | 4:29.60 (16) | | | | | | | | | | | | | |
| 17 Keisuke USHIRO | | | | | | | | | | | JPN | 24 Jul 86 | 4:52.12 | | | | | | | |
| 1 | 18.26 | 2 | 19.19 | 3 | 19.56 | 4 | 20.02 | 5 | 18.56 | 6 | 19.85 | 7 | 20.33 | 8 | 19.60 | 9 | 18.90 | 10 | 18.92 | |
| | 18.26 (19) | | 37.45 (19) | | 57.01 (19) | | 1:17.03 (19) | | 1:35.59 (19) | | 1:55.44 (19) | | 2:15.77 (19) | | 2:35.37 (17) | | 2:54.27 (17) | | 3:13.19 (17) | |
| 11 | 18.68 | 12 | 18.70 | 13 | 19.58 | 14 | 19.83 | | | | | | | | | | | | | |
| | 3:31.87 (16) | | 3:50.57 (16) | | 4:10.15 (17) | | 4:29.98 (17) | | | | | | | | | | | | | |
| 18 Martin ROE | | | | | | | | | | | NOR | 1 Apr 92 | 5:08.91 | | | | | | | |
| 1 | 16.93 | 2 | 19.50 | 3 | 19.66 | 4 | 19.67 | 5 | 19.15 | 6 | 19.81 | 7 | 20.38 | 8 | 20.43 | 9 | 19.66 | 10 | 20.45 | |
| | 16.93 (11) | | 36.43 (12) | | 56.09 (14) | | 1:15.76 (15) | | 1:34.91 (16) | | 1:54.72 (17) | | 2:15.10 (17) | | 2:35.53 (18) | | 2:55.19 (18) | | 3:15.64 (18) | |
| 11 | 21.06 | 12 | 22.33 | 13 | 22.11 | 14 | 23.07 | | | | | | | | | | | | | |
| | 3:36.70 (18) | | 3:59.03 (18) | | 4:21.14 (18) | | 4:44.21 (18) | | | | | | | | | | | | | |
| Georni JARAMILLO | | | | | | | | | | | VEN | 6 Mar 89 | DNF | | | | | | | |
| 1 | 15.96 | 2 | 18.92 | 3 | 19.78 | 4 | 19.92 | 5 | 19.42 | 6 | 20.19 | 7 | 20.37 | | | | | | | |
| | 15.96 (2) | | 34.88 (4) | | 54.66 (5) | | 1:14.58 (10) | | 1:34.00 (12) | | 1:54.19 (15) | | 2:14.56 (16) | | | | | | | |

RESULTS



1500 Metres Men - Decathlon

| RECORDS | RESULT NAME | COUNTRY | AGE | VENUE | DATE |
|----------------------------------|------------------------------|-------------------------|-----------------------|-------------------------|-------------|
| World Decathlon Best WDB | 3:58.7 Robert BAKER | USA | 80 | Austin, TX | 3 Apr 1980 |
| Champ. Decathlon Best CDB | 4:11.82 Beat GÄHWILER | SUI | 26 | Tokyo (Olympic Stadium) | 30 Aug 1991 |
| Area Record AR | National Record NR | Personal Best PB | Season Best SB | | |

4 October 2019 00:32 START TIME 26° C TEMPERATURE 61 % HUMIDITY

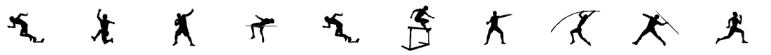
| PLACE | NAME | COUNTRY | DATE of BIRTH | ORDER | RESULT | POINTS | TOTAL |
|-------|-------------------------|---------|---------------|-------|--------------------------|--------|-------|
| 1 | Niklas KAUL | GER | 11 Feb 98 | 17 | 4:15.70 SB | 841 | 8691 |
| 2 | Tim NOWAK | GER | 13 Aug 95 | 7 | 4:22.18 | 797 | 8122 |
| 3 | Maicel UIBO | EST | 27 Dec 92 | 19 | 4:31.51 SB | 735 | 8604 |
| 4 | Cedric DUBLER | AUS | 13 Jan 95 | 9 | 4:34.75 | 714 | 8101 |
| 5 | Vitaliy ZHUK | BLR | 10 Sep 96 | 8 | 4:35.45 | 709 | 8058 |
| 6 | Pieter BRAUN | NED | 21 Jan 93 | 13 | 4:35.62 | 708 | 8222 |
| 7 | Janek ÕIGLANE | EST | 25 Apr 94 | 14 | 4:36.24 | 704 | 8297 |
| 8 | Fredrik SAMUELSSON | SWE | 16 Feb 95 | 5 | 4:39.48 | 684 | 7860 |
| 9 | Damian WARNER | CAN | 4 Nov 89 | 18 | 4:40.77 | 675 | 8529 |
| 10 | Harrison WILLIAMS | USA | 7 Mar 96 | 6 | 4:40.96 | 674 | 7892 |
| 11 | Ilya SHKURENYOV | ANA | 11 Jan 91 | 16 | 4:41.95 SB | 668 | 8494 |
| 12 | Paweł WIESIOŁEK | POL | 13 Aug 91 | 10 | 4:42.06 | 667 | 8064 |
| 13 | Thomas VAN DER PLAETSEN | BEL | 24 Dec 90 | 11 | 4:43.95 | 656 | 8125 |
| 14 | Solomon SIMMONS | USA | 26 Sep 93 | 12 | 4:44.17 | 654 | 8151 |
| 15 | Pierce LEPAGE | CAN | 22 Jan 96 | 15 | 4:45.09 PB | 649 | 8445 |
| 16 | Kai KAZMIREK | GER | 28 Jan 91 | 3 | 4:49.16 | 624 | 7414 |
| 17 | Keisuke USHIRO | JPN | 24 Jul 86 | 4 | 4:52.12 | 606 | 7545 |
| 18 | Martin ROE | NOR | 1 Apr 92 | 1 | 5:08.91 | 510 | 6845 |
| | Georni JARAMILLO | VEN | 6 Mar 89 | 2 | DNF | 0 | 6645 |

| INTERMEDIATE TIMES | | | |
|--------------------|-----------------------|--------|-----------------------|
| 100 m | 15.91 Damian WARNER | 200 m | 34.00 Damian WARNER |
| 300 m | 52.83 Damian WARNER | 400 m | 1:10.72 Damian WARNER |
| 500 m | 1:28.24 Damian WARNER | 600 m | 1:45.95 Damian WARNER |
| 700 m | 2:03.73 Niklas KAUL | 800 m | 2:20.65 Niklas KAUL |
| 900 m | 2:37.68 Niklas KAUL | 1000 m | 2:54.50 Niklas KAUL |
| 1100 m | 3:11.01 Niklas KAUL | 1200 m | 3:27.06 Niklas KAUL |
| 1300 m | 3:43.21 Niklas KAUL | 1400 m | 3:59.30 Niklas KAUL |

DECATHLON FINAL RESULTS

| RECORDS | RESULT NAME | COUNTRY | AGE | VENUE | DATE |
|--------------------------------|---------------------------|---------|-----|----------------------------|-------------|
| World Record WR | 9126 Kevin MAYER | FRA | 26 | Talence (FRA) | 16 Sep 2018 |
| Championships Record CR | 9045 Ashton EATON | USA | 27 | Beijing (National Stadium) | 29 Aug 2015 |
| World Leading WL | 8711 Damian WARNER | CAN | 30 | Götzis (AUT) | 26 May 2019 |

2-3-4 October 2019



| PLACE | BIB | NAME | COUNTRY | POINTS | POINTS BEHIND LEADER | 100 Metres | Long Jump | Shot Put | High Jump | 400 Metres | 110 Metres Hurdles | Discus Throw | Pole Vault | Javelin Throw | 1500 Metres |
|-------|-----|-------------------------|---------|-------------|----------------------|-------------------------|------------------------|------------------|-----------------|------------------|-------------------------|------------------|-----------------|------------------|--------------------|
| 1 | | Niklas KAUL | GER | 8691 | | 11.27 (+0.3) 801(20) | 7.19 (+0.6) 859(16) | 15.10 796(11) | 2.02 822(9) | 48.48 886(8) | 14.64 (+0.7) 894(14) | 49.20 854(11) | 5.00 910(6) | 79.05 1028(1) | 4:15.70 841(1) |
| 2 | | Maicel UIBO | EST | 8604 | -87 | 11.10 (+0.3) 838(16) | 7.46 (+0.2) 925(8) | 15.12 797(10) | 2.17 963(1) | 50.44 794(19) | 14.43 (+0.2) 920(9) | 46.64 801(8) | 5.40 1035(1) | 63.83 796(3) | 4:31.51 735(3) |
| 3 | | Damian WARNER | CAN | 8529 | -162 | 10.35 (+0.8) 1011(1) | 7.67 (-0.1) 977(2) | 15.17 800(8) | 2.02 822(11) | 48.12 903(5) | 13.56 (+0.8) 1032(1) | 42.19 709(20) | 4.70 819(15) | 62.87 781(5) | 4:40.77 675(9) |
| 4 | | Ilya SHKURENYOV | ANA | 8494 | -197 | 11.02 (+0.3) 856(15) | 7.61 (+0.5) 962(3) | 14.71 772(13) | 2.11 906(2) | 49.36 844(15) | 14.28 (+0.2) 939(8) | 48.75 844(2) | 5.20 972(5) | 59.56 731(10) | 4:41.95 668(11) |
| 5 | | Pierce LEPAGE | CAN | 8445 | -246 | 10.36 (+0.8) 1008(2) | 7.79 (+0.2) 1007(1) | 13.21 680(21) | 2.05 850(4) | 47.35 941(1) | 14.19 (+0.8) 950(6) | 41.19 689(21) | 5.20 972(4) | 57.42 699(14) | 4:45.09 649(15) |
| 6 | | Janek ÕIGLANE | EST | 8297 | -394 | 10.94 (+0.3) 874(13) | 7.32 (+0.5) 891(11) | 15.20 802(7) | 1.96 767(15) | 49.14 855(13) | 15.13 (+0.7) 834(19) | 43.37 733(18) | 5.00 910(6) | 72.46 927(2) | 4:36.24 704(7) |
| 7 | | Pieter BRAUN | NED | 8222 | -469 | 11.16 (+0.3) 825(19) | 7.47 (+0.5) 927(6) | 15.26 806(5) | 2.02 822(12) | 48.79 871(11) | 14.59 (+0.8) 900(12) | 45.59 779(12) | 4.80 849(13) | 59.84 735(9) | 4:35.62 708(6) |
| 8 | | Solomon SIMMONS | USA | 8151 | -540 | 10.70 (+0.8) 929(5) | 7.37 (+0.3) 903(9) | 15.33 810(4) | 1.96 767(16) | 49.31 847(14) | 14.10 (+0.8) 962(4) | 46.26 793(10) | 4.80 849(14) | 53.25 637(18) | 4:44.17 654(14) |
| 9 | | Thomas VAN DER PLAETSEN | BEL | 8125 | -566 | 11.38 (+0.3) 778(21) | 7.20 (+0.4) 862(15) | 13.78 715(19) | 2.08 878(3) | 50.89 774(20) | 14.80 (+0.2) 874(17) | 46.17 791(11) | 5.30 1004(2) | 63.67 793(4) | 4:43.95 656(13) |
| 10 | | Tim NOWAK | GER | 8122 | -569 | 11.12 (+0.3) 834(17) | 7.07 (+0.3) 830(19) | 14.69 771(14) | 2.02 822(8) | 49.60 833(17) | 14.60 (+0.2) 899(13) | 45.02 767(13) | 4.90 880(8) | 56.76 689(16) | 4:22.18 797(2) |
| 11 | | Cedric DUBLER | AUS | 8101 | -590 | 10.75 (+0.8) 917(6) | 7.25 (-0.2) 874(14) | 12.43 633(22) | 2.02 822(7) | 48.41 889(7) | 14.13 (+0.8) 958(5) | 44.30 752(15) | 4.70 819(15) | 59.04 723(11) | 4:34.75 714(4) |
| 12 | | Paweł WIESIOŁEK | POL | 8064 | -627 | 10.76 (+0.4) 915(8) | 7.02 (0.0) 818(20) | 15.26 806(6) | 1.96 767(16) | 49.37 844(16) | 14.65 (+0.7) 892(15) | 47.20 812(6) | 4.90 880(9) | 55.00 663(17) | 4:42.06 667(12) |
| 13 | | Vitaliy ZHUK | BLR | 8058 | -633 | 10.95 (+0.4) 872(14) | 6.63 (+0.1) 727(22) | 15.13 798(9) | 1.96 767(14) | 48.08 905(4) | 14.49 (+0.7) 912(11) | 46.64 801(9) | 4.80 849(10) | 58.66 718(12) | 4:35.45 709(5) |
| 14 | | Harrison WILLIAMS | USA | 7892 | -799 | 10.76 (+0.8) 915(7) | 7.14 (+0.6) 847(17) | 13.78 715(18) | 1.93 740(18) | 47.93 913(3) | 14.43 (+0.7) 920(10) | 44.23 751(16) | 4.80 849(10) | 48.59 568(19) | 4:40.96 674(10) |
| 15 | | Fredrik SAMUELSSON | SWE | 7860 | -831 | 11.13 (+0.4) 832(18) | 7.11 (+0.8) 840(18) | 13.97 727(17) | 2.02 822(10) | 50.08 811(18) | 14.78 (+0.7) 876(16) | 42.71 720(19) | 4.80 849(10) | 57.39 699(15) | 4:39.48 684(8) |
| 16 | | Keisuke USHIRO | JPN | 7545 | -1146 | 11.44 (+0.3) 765(23) | 6.90 (+0.4) 790(21) | 14.31 747(15) | 1.90 714(20) | 51.42 750(21) | 15.26 (+0.2) 818(20) | 48.41 837(3) | 4.50 760(18) | 61.36 758(6) | 4:52.12 606(17) |
| 17 | | Kai KAZMIREK | GER | 7414 | -1277 | 10.82 (+0.4) 901(9) | 7.26 (+0.5) 876(13) | 14.30 747(16) | 2.05 850(6) | 47.35 941(2) | DNF 0 | 44.85 764(14) | 5.20 972(3) | 60.08 739(8) | 4:49.16 624(16) |

DECATHLON FINAL RESULTS

2-3-4 October 2019



| PLACE | BIB | NAME | COUNTRY | POINTS | POINTS BEHIND LEADER | 100 Metres | Long Jump | Shot Put | High Jump | 400 Metres | 110 Metres Hurdles | Discus Throw | Pole Vault | Javelin Throw | 1500 Metres |
|-------|-----|-------------------|---------|-------------|----------------------|-------------------------|------------------------------------|------------------------------|-----------------------------|------------------------------|-------------------------------------|------------------------------|-----------------------------|------------------------------|--------------------------------|
| 18 | | Martin ROE | NOR | 6845 | -1846 | 10.94 (+0.4) 874(12) | 7.28 (+0.1) 881(12) 1755(14) | 15.08 795(12) 2550(11) | 1.87 687(21) 3237(16) | DQ 0 3237(22) | 15.86 (+0.2) 749(21) 3986(22) | 47.18 812(7) 4798(22) | 4.60 790(17) 5588(21) | 60.61 747(7) 6335(19) | 5:08.91 510(18) 6845(18) |
| 19 | | Georni JARAMILLO | VEN | 6645 | -2046 | 10.88 (+0.4) 888(11) | 7.47 (+0.7) 927(7) 1815(7) | 15.42 816(3) 2631(6) | NM 0 2631(22) | 48.66 877(10) 3508(21) | 14.19 (+0.8) 950(7) 4458(20) | 44.00 746(17) 5204(20) | 4.40 731(19) 5935(20) | 58.15 710(13) 6645(18) | DNF 0 6645(19) |
| | | Devon WILLIAMS | USA | DNF | | 10.84 (+0.4) 897(10) | 7.36 (0.0) 900(10) 1797(8) | 13.76 714(20) 2511(14) | 1.93 740(19) 3251(14) | 48.37 891(6) 4142(13) | 13.91 (+0.8) 986(3) 5128(9) | 47.32 815(5) 5943(7) | NM 0 5943(19) | DNS | |
| | | Kevin MAYER | FRA | DNF | | 10.50 (+0.8) 975(3) | 7.56 (-0.1) 950(4) 1925(3) | 16.82 902(1) 2827(1) | 1.99 794(13) 3621(1) | 48.99 862(12) 4483(3) | 13.87 (+0.8) 991(2) 5474(2) | 48.34 836(4) 6310(1) | NM 0 6310(16) | DNS | |
| | | Lindon VICTOR | GRN | DNF | | 10.66 (+0.8) 938(4) | 7.51 (+0.2) 937(5) 1875(4) | 16.24 866(2) 2741(3) | 2.05 850(4) 3591(3) | 48.55 883(9) 4474(4) | 14.82 (+0.2) 871(18) 5345(4) | NM 0 5345(19) | NM 0 5345(22) | DNS | |
| | | Basile ROLNIN | FRA | DNF | | 11.42 (+0.4) 769(22) | DNS | | | | | | | | |
| | | Timothy DUCKWORTH | GBR | DNF | | DNS | | | | | | | | | |

SUMMARY



Long Jump Men - Decathlon

| RECORDS | RESULT | NAME | COUNTRY | AGE | VENUE | DATE |
|----------------------------------|-------------|---------------------------|---------|-------------------------|---------------------------------|-----------------------|
| World Decathlon Best WDB | 8.23 | Ashton EATON | USA | 24 | Eugene (Hayward Field), OR | 22 Jun 2012 |
| Champ. Decathlon Best CDB | 8.07 | Tomáš DVOŘÁK | CZE | 29 | Edmonton (Commonwealth Stadium) | 6 Aug 2001 |
| Area Record AR | | National Record NR | | Personal Best PB | | Season Best SB |

2 October 2019

| RANK | PLACE | GROUP | BIB | NAME | COUNTRY | DATE of BIRTH | RESULT | WIND | POINTS | TOTAL |
|------|-------|-------|-----|-------------------------|---------|---------------|-------------|----------------|-------------|-------|
| 1 | 1 | A | | Pierce LEPAGE | CAN | 22 Jan 96 | 7.79 | +0.2 | 1007 | 2015 |
| 2 | 2 | A | | Damian WARNER | CAN | 4 Nov 89 | 7.67 | -0.1 | 977 | 1988 |
| 3 | 3 | A | | Ilya SHKURENYOV | ANA | 11 Jan 91 | 7.61 | +0.5 | 962 | 1818 |
| 4 | 4 | A | | Kevin MAYER | FRA | 10 Feb 92 | 7.56 | -0.1 SB | 950 | 1925 |
| 5 | 1 | B | | Lindon VICTOR | GRN | 23 Feb 93 | 7.51 | +0.2 PB | 937 | 1875 |
| 6 | 5 | A | | Pieter BRAUN | NED | 21 Jan 93 | 7.47 | +0.5 | 927 | 1752 |
| 7 | 2 | B | | Georni JARAMILLO | VEN | 6 Mar 89 | 7.47 | +0.7 | 927 | 1815 |
| 8 | 3 | B | | Maicel UIBO | EST | 27 Dec 92 | 7.46 | +0.2 SB | 925 | 1763 |
| 9 | 4 | B | | Solomon SIMMONS | USA | 26 Sep 93 | 7.37 | +0.3 | 903 | 1832 |
| 10 | 6 | A | | Devon WILLIAMS | USA | 17 Jan 94 | 7.36 | 0.0 | 900 | 1797 |
| 11 | 5 | B | | Janek ÔIGLANE | EST | 25 Apr 94 | 7.32 | +0.5 | 891 | 1765 |
| 12 | 7 | A | | Martin ROE | NOR | 1 Apr 92 | 7.28 | +0.1 | 881 | 1755 |
| 13 | 8 | A | | Kai KAZMIREK | GER | 28 Jan 91 | 7.26 | +0.5 | 876 | 1777 |
| 14 | 9 | A | | Cedric DUBLER | AUS | 13 Jan 95 | 7.25 | -0.2 | 874 | 1791 |
| 15 | 10 | A | | Thomas VAN DER PLAETSEN | BEL | 24 Dec 90 | 7.20 | +0.4 | 862 | 1640 |
| 16 | 6 | B | | Niklas KAUL | GER | 11 Feb 98 | 7.19 | +0.6 | 859 | 1660 |
| 17 | 7 | B | | Harrison WILLIAMS | USA | 7 Mar 96 | 7.14 | +0.6 | 847 | 1762 |
| 18 | 11 | A | | Fredrik SAMUELSSON | SWE | 16 Feb 95 | 7.11 | +0.8 | 840 | 1672 |
| 19 | 8 | B | | Tim NOWAK | GER | 13 Aug 95 | 7.07 | +0.3 | 830 | 1664 |
| 20 | 9 | B | | Paweł WIESIOŁEK | POL | 13 Aug 91 | 7.02 | 0.0 | 818 | 1733 |
| 21 | 10 | B | | Keisuke USHIRO | JPN | 24 Jul 86 | 6.90 | +0.4 | 790 | 1555 |
| 22 | 11 | B | | Vitaliy ZHUK | BLR | 10 Sep 96 | 6.63 | +0.1 | 727 | 1599 |
| | | B | | Basile ROLNIN | FRA | 21 Jan 94 | DNS | | | 0 |
| | | A | | Timothy DUCKWORTH | GBR | 18 Jun 96 | DNS | | | 0 |

RESULTS



Long Jump Men - Decathlon

| RECORDS | RESULT NAME | COUNTRY | AGE | VENUE | DATE |
|----------------------------------|---------------------------|-------------------------|-----------------------|---------------------------------|-------------|
| World Decathlon Best WDB | 8.23 Ashton EATON | USA | 24 | Eugene (Hayward Field), OR | 22 Jun 2012 |
| Champ. Decathlon Best CDB | 8.07 Tomáš DVOŘÁK | CZE | 29 | Edmonton (Commonwealth Stadium) | 6 Aug 2001 |
| Area Record AR | National Record NR | Personal Best PB | Season Best SB | | |

Group A

2 October 2019 17:29 START TIME 26° C TEMPERATURE 59% HUMIDITY
18:14 END TIME 26° C 59%

| PLACE | NAME | COUNTRY | DATE of BIRTH | ORDER | RESULT | 1 | 2 | 3 | POINTS | TOTAL |
|-------|-------------------------|---------|---------------|-------|-------------------------------|--------------|--------------|--------------|-------------|-------|
| 1 | Pierce LEPAGE | CAN | 22 Jan 96 | 9 | 7.79 +0.2 | 7.79 +0.2 | 7.64 -0.2 | 7.75 -0.1 | 1007 | 2015 |
| 2 | Damian WARNER | CAN | 4 Nov 89 | 11 | 7.67 -0.1 | X 0.0 | 7.41 -0.1 | 7.67 -0.1 | 977 | 1988 |
| 3 | Ilya SHKURENYOV | ANA | 11 Jan 91 | 4 | 7.61 +0.5 | X +0.1 | 7.61 +0.5 | X +0.2 | 962 | 1818 |
| 4 | Kevin MAYER | FRA | 10 Feb 92 | 2 | 7.56 SB -0.1 | 7.43 +0.2 | 7.46 +0.5 | 7.56 -0.1 | 950 | 1925 |
| 5 | Pieter BRAUN | NED | 21 Jan 93 | 5 | 7.47 +0.5 | 7.21 +0.6 | 7.47 +0.5 | 7.11 -0.1 | 927 | 1752 |
| 6 | Devon WILLIAMS | USA | 17 Jan 94 | 12 | 7.36 0.0 | 7.15 +0.1 | 7.36 0.0 | X -0.1 | 900 | 1797 |
| 7 | Martin ROE | NOR | 1 Apr 92 | 8 | 7.28 +0.1 | 7.01 +0.4 | 7.03 +0.3 | 7.28 +0.1 | 881 | 1755 |
| 8 | Kai KAZMIREK | GER | 28 Jan 91 | 10 | 7.26 +0.5 | 7.11 +0.8 | 7.26 +0.5 | 6.84 +0.1 | 876 | 1777 |
| 9 | Cedric DUBLER | AUS | 13 Jan 95 | 7 | 7.25 -0.2 | 7.15 -0.1 | 7.22 +0.7 | 7.25 -0.2 | 874 | 1791 |
| 10 | Thomas VAN DER PLAETSEN | BEL | 24 Dec 90 | 6 | 7.20 +0.4 | 7.20 +0.4 | X +0.5 | X +0.4 | 862 | 1640 |
| 11 | Fredrik SAMUELSSON | SWE | 16 Feb 95 | 1 | 7.11 +0.8 | 7.08 -0.1 | 7.11 +0.8 | 7.05 +0.3 | 840 | 1672 |
| | Timothy DUCKWORTH | GBR | 18 Jun 96 | 3 | DNS | | | | | 0 |

Group B


2 October 2019 17:29 START TIME 26° C TEMPERATURE 59% HUMIDITY
18:17 END TIME 26° C 59%

| PLACE | NAME | COUNTRY | DATE of BIRTH | ORDER | RESULT | 1 | 2 | 3 | POINTS | TOTAL |
|-------|-------------------|---------|---------------|-------|-------------------------------|--------------|--------------|--------------|------------|-------|
| 1 | Lindon VICTOR | GRN | 23 Feb 93 | 6 | 7.51 PB +0.2 | 7.41 +0.5 | 7.44 +0.6 | 7.51 +0.2 | 937 | 1875 |
| 2 | Georni JARAMILLO | VEN | 6 Mar 89 | 4 | 7.47 +0.7 | 7.15 +0.2 | 7.47 +0.7 | 7.14 +0.3 | 927 | 1815 |
| 3 | Maicel UIBO | EST | 27 Dec 92 | 5 | 7.46 SB +0.2 | 7.16 +0.3 | X +0.2 | 7.46 +0.2 | 925 | 1763 |
| 4 | Solomon SIMMONS | USA | 26 Sep 93 | 12 | 7.37 +0.3 | X +0.4 | 7.37 +0.3 | X +0.2 | 903 | 1832 |
| 5 | Janek ÕIGLANE | EST | 25 Apr 94 | 10 | 7.32 +0.5 | 7.32 +0.5 | X +0.3 | 7.25 +0.3 | 891 | 1765 |
| 6 | Niklas KAUL | GER | 11 Feb 98 | 2 | 7.19 +0.6 | 7.19 +0.6 | 5.32 +0.5 | 7.03 +0.3 | 859 | 1660 |
| 7 | Harrison WILLIAMS | USA | 7 Mar 96 | 8 | 7.14 +0.6 | 7.14 +0.6 | 7.03 +0.6 | 7.07 +0.1 | 847 | 1762 |
| 8 | Tim NOWAK | GER | 13 Aug 95 | 7 | 7.07 +0.3 | 7.07 +0.3 | X +0.5 | 6.97 +0.4 | 830 | 1664 |
| 9 | Paweł WIESIOŁEK | POL | 13 Aug 91 | 3 | 7.02 0.0 | 6.93 +0.6 | 6.96 +0.8 | 7.02 0.0 | 818 | 1733 |
| 10 | Keisuke USHIRO | JPN | 24 Jul 86 | 1 | 6.90 +0.4 | 6.47 +0.5 | 6.76 +0.7 | 6.90 +0.4 | 790 | 1555 |
| 11 | Vitaliy ZHUK | BLR | 10 Sep 96 | 11 | 6.63 +0.1 | 6.57 +0.4 | 6.07 0.0 | 6.63 +0.1 | 727 | 1599 |
| | Basile ROLNIN | FRA | 21 Jan 94 | 9 | DNS | | | | | 0 |

DECATHLON SUMMARY AFTER 2 EVENTS

| RECORDS | RESULT NAME | COUNTRY | AGE | VENUE | DATE |
|--------------------------------|--------------------|---------|-----|----------------------------|-------------|
| World Record WR | 9126 Kevin MAYER | FRA | 26 | Talence (FRA) | 16 Sep 2018 |
| Championships Record CR | 9045 Ashton EATON | USA | 27 | Beijing (National Stadium) | 29 Aug 2015 |
| World Leading WL | 8711 Damian WARNER | CAN | 30 | Götzis (AUT) | 26 May 2019 |

2-3-4 October 2019



| PLACE | BIB | NAME | COUNTRY | POINTS | POINTS BEHIND LEADER | 100 Metres | Long Jump | Shot Put | High Jump | 400 Metres | 110 Metres Hurdles | Discus Throw | Pole Vault | Javelin Throw | 1500 Metres |
|-------|-----|--------------------|---------|-------------|----------------------|-------------------------|---|----------|-----------|------------|--------------------|--------------|------------|---------------|-------------|
| 1 | | Pierce LEPAGE | CAN | 2015 | | 10.36 (+0.8) 1008(2) | 7.79 (+0.2) 1007(1) 2015(1) | | | | | | | | |
| 2 | | Damian WARNER | CAN | 1988 | -27 | 10.35 (+0.8) 1011(1) | 7.67 (-0.1) 977(2) 1988(2) | | | | | | | | |
| 3 | | Kevin MAYER | FRA | 1925 | -90 | 10.50 (+0.8) 975(3) | 7.56 (-0.1) 950(4) 1925(3) | | | | | | | | |
| 4 | | Lindon VICTOR | GRN | 1875 | -140 | 10.66 (+0.8) 938(4) | 7.51 (+0.2) 937(5) 1875(4) | | | | | | | | |
| 5 | | Solomon SIMMONS | USA | 1832 | -183 | 10.70 (+0.8) 929(5) | 7.37 (+0.3) 903(9) 1832(5) | | | | | | | | |
| 6 | | Ilya SHKURENYOV | ANA | 1818 | -197 | 11.02 (+0.3) 856(15) | 7.61 (+0.5) 962(3) 1818(6) | | | | | | | | |
| 7 | | Georni JARAMILLO | VEN | 1815 | -200 | 10.88 (+0.4) 888(11) | 7.47 (+0.7) 927(7) 1815(7) | | | | | | | | |
| 8 | | Devon WILLIAMS | USA | 1797 | -218 | 10.84 (+0.4) 897(10) | 7.36 (0.0) 900(10) 1797(8) | | | | | | | | |
| 9 | | Cedric DUBLER | AUS | 1791 | -224 | 10.75 (+0.8) 917(6) | 7.25 (-0.2) 874(14) 1791(9) | | | | | | | | |
| 10 | | Kai KAZMIREK | GER | 1777 | -238 | 10.82 (+0.4) 901(9) | 7.26 (+0.5) 876(13) 1777(10) | | | | | | | | |
| 11 | | Janek ÕIGLANE | EST | 1765 | -250 | 10.94 (+0.3) 874(13) | 7.32 (+0.5) 891(11) 1765(11) | | | | | | | | |
| 12 | | Maicel UIBO | EST | 1763 | -252 | 11.10 (+0.3) 838(16) | 7.46 (+0.2) 925(8) 1763(12) | | | | | | | | |
| 13 | | Harrison WILLIAMS | USA | 1762 | -253 | 10.76 (+0.8) 915(7) | 7.14 (+0.6) 847(17) 1762(13) | | | | | | | | |
| 14 | | Martin ROE | NOR | 1755 | -260 | 10.94 (+0.4) 874(12) | 7.28 (+0.1) 881(12) 1755(14) | | | | | | | | |
| 15 | | Pieter BRAUN | NED | 1752 | -263 | 11.16 (+0.3) 825(19) | 7.47 (+0.5) 927(6) 1752(15) | | | | | | | | |
| 16 | | Paweł WIESIOŁEK | POL | 1733 | -282 | 10.76 (+0.4) 915(8) | 7.02 (0.0) 818(20) 1733(16) | | | | | | | | |
| 17 | | Fredrik SAMUELSSON | SWE | 1672 | -343 | 11.13 (+0.4) 832(18) | 7.11 (+0.8) 840(18) 1672(17) | | | | | | | | |

DECATHLON SUMMARY AFTER 2 EVENTS

2-3-4 October 2019



| PLACE | BIB | NAME | COUNTRY | POINTS | POINTS BEHIND LEADER | 100 Metres | Long Jump | Shot Put | High Jump | 400 Metres | 110 Metres Hurdles | Discus Throw | Pole Vault | Javelin Throw | 1500 Metres | |
|-------|-----|-------------------------|---------|------------|----------------------|----------------------------|---------------------------|----------|-----------|------------|--------------------|--------------|------------|---------------|-------------|-----------------|
| 18 | | Tim NOWAK | GER | 1664 | -351 | 11.12 (+0.3) 834(17) | 7.07 (+0.3) 830(19) | | | | | | | | | 1664(18) |
| 19 | | Niklas KAUL | GER | 1660 | -355 | 11.27 (+0.3) 801(20) | 7.19 (+0.6) 859(16) | | | | | | | | | 1660(19) |
| 20 | | Thomas VAN DER PLAETSEN | BEL | 1640 | -375 | 11.38 (+0.3) 778(21) | 7.20 (+0.4) 862(15) | | | | | | | | | 1640(20) |
| 21 | | Vitaliy ZHUK | BLR | 1599 | -416 | 10.95 (+0.4) 872(14) | 6.63 (+0.1) 727(22) | | | | | | | | | 1599(21) |
| 22 | | Keisuke USHIRO | JPN | 1555 | -460 | 11.44 (+0.3) 765(23) | 6.90 (+0.4) 790(21) | | | | | | | | | 1555(22) |
| | | Basile ROLNIN | FRA | DNF | | 11.42 (+0.4) 769(22) | DNS | | | | | | | | | |
| | | Timothy DUCKWORTH | GBR | DNS | | DNS | | | | | | | | | | |

SUMMARY

Shot Put Men - Decathlon



ATHLETE WARNER (CAN) SECOND ATTEMPT REVISED

| RECORDS | RESULT | NAME | COUNTRY | AGE | VENUE | DATE |
|----------------------------------|--------|---------------------------|---------|-------------------------|--------------------------|-----------------------|
| World Decathlon Best WDB | 19.17 | Edi HUBACHER | SUI | 29 | Bern | 5 Oct 1969 |
| Champ. Decathlon Best CDB | 17.54 | Mike SMITH | CAN | 30 | Athina (Olympic Stadium) | 5 Aug 1997 |
| Area Record AR | | National Record NR | | Personal Best PB | | Season Best SB |

2 October 2019

| RANK | PLACE | GROUP | BIB | NAME | COUNTRY | DATE of BIRTH | RESULT | | POINTS | TOTAL |
|------|-------|-------|-----|-------------------------|---------|---------------|--------|-----------|--------|-------|
| 1 | 1 | A | | Kevin MAYER | FRA | 10 Feb 92 | 16.82 | PB | 902 | 2827 |
| 2 | 2 | A | | Lindon VICTOR | GRN | 23 Feb 93 | 16.24 | SB | 866 | 2741 |
| 3 | 3 | A | | Georni JARAMILLO | VEN | 6 Mar 89 | 15.42 | | 816 | 2631 |
| 4 | 4 | A | | Solomon SIMMONS | USA | 26 Sep 93 | 15.33 | | 810 | 2642 |
| 5 | 5 | A | | Pieter BRAUN | NED | 21 Jan 93 | 15.26 | SB | 806 | 2558 |
| 6 | 1 | B | | Pawet WIESIOŁEK | POL | 13 Aug 91 | 15.26 | PB | 806 | 2539 |
| 7 | 6 | A | | Janek ŐIGLANE | EST | 25 Apr 94 | 15.20 | | 802 | 2567 |
| 8 | 7 | A | | Damian WARNER | CAN | 4 Nov 89 | 15.17 | | 800 | 2788 |
| 9 | 8 | A | | Vitaliy ZHUK | BLR | 10 Sep 96 | 15.13 | | 798 | 2397 |
| 10 | 2 | B | | Maicel UIBO | EST | 27 Dec 92 | 15.12 | PB | 797 | 2560 |
| 11 | 9 | A | | Niklas KAUL | GER | 11 Feb 98 | 15.10 | | 796 | 2456 |
| 12 | 10 | A | | Martin ROE | NOR | 1 Apr 92 | 15.08 | | 795 | 2550 |
| 13 | 3 | B | | Ilya SHKURENYOV | ANA | 11 Jan 91 | 14.71 | SB | 772 | 2590 |
| 14 | 4 | B | | Tim NOWAK | GER | 13 Aug 95 | 14.69 | | 771 | 2435 |
| 15 | 11 | A | | Keisuke USHIRO | JPN | 24 Jul 86 | 14.31 | | 747 | 2302 |
| 16 | 5 | B | | Kai KAZMIREK | GER | 28 Jan 91 | 14.30 | | 747 | 2524 |
| 17 | 6 | B | | Fredrik SAMUELSSON | SWE | 16 Feb 95 | 13.97 | | 727 | 2399 |
| 18 | 7 | B | | Harrison WILLIAMS | USA | 7 Mar 96 | 13.78 | | 715 | 2477 |
| 19 | 8 | B | | Thomas VAN DER PLAETSEN | BEL | 24 Dec 90 | 13.78 | | 715 | 2355 |
| 20 | 9 | B | | Devon WILLIAMS | USA | 17 Jan 94 | 13.76 | | 714 | 2511 |
| 21 | 10 | B | | Pierce LEPAGE | CAN | 22 Jan 96 | 13.21 | | 680 | 2695 |
| 22 | 11 | B | | Cedric DUBLER | AUS | 13 Jan 95 | 12.43 | | 633 | 2424 |
| | | A | | Basile ROLNIN | FRA | 21 Jan 94 | DNS | | | 0 |
| | | B | | Timothy DUCKWORTH | GBR | 18 Jun 96 | DNS | | | 0 |

RESULTS

Shot Put Men - Decathlon



ATHLETE WARNER [CAN] SECOND ATTEMPT REVISED

| RECORDS | RESULT NAME | COUNTRY | AGE | VENUE | DATE |
|----------------------------------|--------------------|---------|-----|--------------------------|------------|
| World Decathlon Best WDB | 19.17 Edi HUBACHER | SUI | 29 | Bern | 5 Oct 1969 |
| Champ. Decathlon Best CDB | 17.54 Mike SMITH | CAN | 30 | Athina (Olympic Stadium) | 5 Aug 1997 |

Area Record **AR** National Record **NR** Personal Best **PB** Season Best **SB**

Group A

2 October 2019 18:54 START TIME 26° C TEMPERATURE 59% HUMIDITY
19:31 END TIME 26° C 59%

| PLACE | NAME | COUNTRY | DATE of BIRTH | ORDER | RESULT | 1 | 2 | 3 | POINTS | TOTAL |
|-------|------------------|---------|---------------|-------|-----------------|-------|-------|-------|--------|-------|
| 1 | Kevin MAYER | FRA | 10 Feb 92 | 11 | 16.82 PB | 15.69 | 16.82 | - | 902 | 2827 |
| 2 | Lindon VICTOR | GRN | 23 Feb 93 | 2 | 16.24 SB | 14.96 | 16.24 | 16.23 | 866 | 2741 |
| 3 | Georni JARAMILLO | VEN | 6 Mar 89 | 12 | 15.42 | 15.42 | 15.19 | X | 816 | 2631 |
| 4 | Solomon SIMMONS | USA | 26 Sep 93 | 3 | 15.33 | X | 15.33 | 15.02 | 810 | 2642 |
| 5 | Pieter BRAUN | NED | 21 Jan 93 | 9 | 15.26 SB | 15.26 | X | 14.72 | 806 | 2558 |
| 6 | Janek ÕIGLANE | EST | 25 Apr 94 | 6 | 15.20 | 15.00 | 14.72 | 15.20 | 802 | 2567 |
| 7 | Damian WARNER | CAN | 4 Nov 89 | 5 | 15.17 | 13.66 | 15.17 | 14.97 | 800 | 2788 |
| 8 | Vitaliy ZHUK | BLR | 10 Sep 96 | 1 | 15.13 | 15.13 | 14.85 | 15.04 | 798 | 2397 |
| 9 | Niklas KAUL | GER | 11 Feb 98 | 10 | 15.10 | 15.10 | 14.89 | X | 796 | 2456 |
| 10 | Martin ROE | NOR | 1 Apr 92 | 8 | 15.08 | 15.08 | 14.87 | X | 795 | 2550 |
| 11 | Keisuke USHIRO | JPN | 24 Jul 86 | 4 | 14.31 | 13.52 | 14.23 | 14.31 | 747 | 2302 |
| | Basile ROLNIN | FRA | 21 Jan 94 | 7 | DNS | | | | | 0 |

Group B

2 October 2019 18:54 START TIME 26° C TEMPERATURE 59% HUMIDITY
19:30 END TIME 26° C 59%


| PLACE | NAME | COUNTRY | DATE of BIRTH | ORDER | RESULT | 1 | 2 | 3 | POINTS | TOTAL |
|-------|-------------------------|---------|---------------|-------|-----------------|-------|-------|-------|--------|-------|
| 1 | Paweł WIESIOLEK | POL | 13 Aug 91 | 9 | 15.26 PB | X | 14.52 | 15.26 | 806 | 2539 |
| 2 | Maicel UIBO | EST | 27 Dec 92 | 8 | 15.12 PB | 14.35 | 14.63 | 15.12 | 797 | 2560 |
| 3 | Ilya SHKURENYOV | ANA | 11 Jan 91 | 12 | 14.71 SB | 14.48 | 14.47 | 14.71 | 772 | 2590 |
| 4 | Tim NOWAK | GER | 13 Aug 95 | 5 | 14.69 | 13.65 | 14.69 | 14.48 | 771 | 2435 |
| 5 | Kai KAZMIREK | GER | 28 Jan 91 | 10 | 14.30 | 13.56 | 14.30 | 14.28 | 747 | 2524 |
| 6 | Fredrik SAMUELSSON | SWE | 16 Feb 95 | 7 | 13.97 | 13.77 | X | 13.97 | 727 | 2399 |
| 7 | Harrison WILLIAMS | USA | 7 Mar 96 | 11 | 13.78 | 13.66 | 13.41 | 13.78 | 715 | 2477 |
| 8 | Thomas VAN DER PLAETSEN | BEL | 24 Dec 90 | 1 | 13.78 | X | 13.78 | X | 715 | 2355 |
| 9 | Devon WILLIAMS | USA | 17 Jan 94 | 3 | 13.76 | 13.76 | X | 13.63 | 714 | 2511 |
| 10 | Pierce LEPAGE | CAN | 22 Jan 96 | 6 | 13.21 | 13.21 | X | X | 680 | 2695 |
| 11 | Cedric DUBLER | AUS | 13 Jan 95 | 2 | 12.43 | 12.43 | 12.27 | 11.63 | 633 | 2424 |
| | Timothy DUCKWORTH | GBR | 18 Jun 96 | 4 | DNS | | | | | 0 |

DECATHLON SUMMARY AFTER 3 EVENTS

ATHLETE WARNER (CAN) SECOND ATTEMPT REVISED

| RECORDS | RESULT NAME | COUNTRY | AGE | VENUE | DATE |
|--------------------------------|--------------------|---------|-----|----------------------------|-------------|
| World Record WR | 9126 Kevin MAYER | FRA | 26 | Talence (FRA) | 16 Sep 2018 |
| Championships Record CR | 9045 Ashton EATON | USA | 27 | Beijing (National Stadium) | 29 Aug 2015 |
| World Leading WL | 8711 Damian WARNER | CAN | 30 | Götzis (AUT) | 26 May 2019 |

2-3-4 October 2019




| PLACE | BIB | NAME | COUNTRY | POINTS | POINTS BEHIND LEADER | 100 Metres | Long Jump | Shot Put | High Jump | 400 Metres | 110 Metres Hurdles | Discus Throw | Pole Vault | Javelin Throw | 1500 Metres |
|-------|-----|-------------------|---------|-------------|----------------------|-------------------------|------------------------|------------------|-----------|------------|--------------------|--------------|------------|---------------|-------------|
| 1 | | Kevin MAYER | FRA | 2827 | | 10.50 (+0.8) 975(3) | 7.56 (-0.1) 950(4) | 16.82 902(1) | | | | | | | |
| 2 | | Damian WARNER | CAN | 2788 | -39 | 10.35 (+0.8) 1011(1) | 7.67 (-0.1) 977(2) | 15.17 800(8) | | | | | | | |
| 3 | | Lindon VICTOR | GRN | 2741 | -86 | 10.66 (+0.8) 938(4) | 7.51 (+0.2) 937(5) | 16.24 866(2) | | | | | | | |
| 4 | | Pierce LEPAGE | CAN | 2695 | -132 | 10.36 (+0.8) 1008(2) | 7.79 (+0.2) 1007(1) | 13.21 680(21) | | | | | | | |
| 5 | | Solomon SIMMONS | USA | 2642 | -185 | 10.70 (+0.8) 929(5) | 7.37 (+0.3) 903(9) | 15.33 810(4) | | | | | | | |
| 6 | | Georni JARAMILLO | VEN | 2631 | -196 | 10.88 (+0.4) 888(11) | 7.47 (+0.7) 927(7) | 15.42 816(3) | | | | | | | |
| 7 | | Ilya SHKURENYOV | ANA | 2590 | -237 | 11.02 (+0.3) 856(15) | 7.61 (+0.5) 962(3) | 14.71 772(13) | | | | | | | |
| 8 | | Janek ÕIGLANE | EST | 2567 | -260 | 10.94 (+0.3) 874(13) | 7.32 (+0.5) 891(11) | 15.20 802(7) | | | | | | | |
| 9 | | Maicel UIBO | EST | 2560 | -267 | 11.10 (+0.3) 838(16) | 7.46 (+0.2) 925(8) | 15.12 797(10) | | | | | | | |
| 10 | | Pieter BRAUN | NED | 2558 | -269 | 11.16 (+0.3) 825(19) | 7.47 (+0.5) 927(6) | 15.26 806(5) | | | | | | | |
| 11 | | Martin ROE | NOR | 2550 | -277 | 10.94 (+0.4) 874(12) | 7.28 (+0.1) 881(12) | 15.08 795(12) | | | | | | | |
| 12 | | Paweł WIESIOŁEK | POL | 2539 | -288 | 10.76 (+0.4) 915(8) | 7.02 (0.0) 818(20) | 15.26 806(6) | | | | | | | |
| 13 | | Kai KAZMIREK | GER | 2524 | -303 | 10.82 (+0.4) 901(9) | 7.26 (+0.5) 876(13) | 14.30 747(16) | | | | | | | |
| 14 | | Devon WILLIAMS | USA | 2511 | -316 | 10.84 (+0.4) 897(10) | 7.36 (0.0) 900(10) | 13.76 714(20) | | | | | | | |
| 15 | | Harrison WILLIAMS | USA | 2477 | -350 | 10.76 (+0.8) 915(7) | 7.14 (+0.6) 847(17) | 13.78 715(18) | | | | | | | |
| 16 | | Niklas KAUL | GER | 2456 | -371 | 11.27 (+0.3) 801(20) | 7.19 (+0.6) 859(16) | 15.10 796(11) | | | | | | | |
| 17 | | Tim NOWAK | GER | 2435 | -392 | 11.12 (+0.3) 834(17) | 7.07 (+0.3) 830(19) | 14.69 771(14) | | | | | | | |

DECATHLON SUMMARY AFTER 3 EVENTS

ATHLETE WARNER [CAN] SECOND ATTEMPT REVISED

2-3-4 October 2019



| PLACE | BIB | NAME | COUNTRY | POINTS | POINTS BEHIND LEADER | 100 Metres | Long Jump | Shot Put | High Jump | 400 Metres | 110 Metres Hurdles | Discus Throw | Pole Vault | Javelin Throw | 1500 Metres | |
|-------|-----|-------------------------|---------|-------------|----------------------|-------------------------|------------------------|------------------|-----------|------------|--------------------|--------------|------------|---------------|-------------|--|
| 18 | | Cedric DUBLER | AUS | 2424 | -403 | 10.75 (+0.8) 917(6) | 7.25 (-0.2) 874(14) | 12.43 633(22) | | | | | | | | |
| | | | | | | | 1791(9) | 2424(18) | | | | | | | | |
| 19 | | Fredrik SAMUELSSON | SWE | 2399 | -428 | 11.13 (+0.4) 832(18) | 7.11 (+0.8) 840(18) | 13.97 727(17) | | | | | | | | |
| | | | | | | | 1672(17) | 2399(19) | | | | | | | | |
| 20 | | Vitaliy ZHUK | BLR | 2397 | -430 | 10.95 (+0.4) 872(14) | 6.63 (+0.1) 727(22) | 15.13 798(9) | | | | | | | | |
| | | | | | | | 1599(21) | 2397(20) | | | | | | | | |
| 21 | | Thomas VAN DER PLAETSEN | BEL | 2355 | -472 | 11.38 (+0.3) 778(21) | 7.20 (+0.4) 862(15) | 13.78 715(19) | | | | | | | | |
| | | | | | | | 1640(20) | 2355(21) | | | | | | | | |
| 22 | | Keisuke USHIRO | JPN | 2302 | -525 | 11.44 (+0.3) 765(23) | 6.90 (+0.4) 790(21) | 14.31 747(15) | | | | | | | | |
| | | | | | | | 1555(22) | 2302(22) | | | | | | | | |
| | | Basile ROLNIN | FRA | DNF | | 11.42 (+0.4) 769(22) | DNS | | | | | | | | | |
| | | Timothy DUCKWORTH | GBR | DNF | | DNS | | | | | | | | | | |

SUMMARY



High Jump Men - Decathlon

| RECORDS | RESULT | NAME | COUNTRY | AGE | VENUE | DATE |
|----------------------------------|-------------|---------------------------|---------|-------------------------|--------------------------|-----------------------|
| World Decathlon Best WDB | 2.28 | Derek DROUIN | CAN | 27 | Santa Barbara, CA (USA) | 7 Apr 2017 |
| Champ. Decathlon Best CDB | 2.24 | Jagan HAMES | AUS | 22 | Athina (Olympic Stadium) | 5 Aug 1997 |
| Area Record AR | | National Record NR | | Personal Best PB | | Season Best SB |

2 October 2019

| RANK | PLACE | GROUP | BIB | NAME | COUNTRY | DATE of BIRTH | RESULT | | POINTS | TOTAL |
|------|-------|-------|-----|-------------------------|---------|---------------|-------------|-----------|--------|-------|
| 1 | 1 | A | | Maicel UIBO | EST | 27 Dec 92 | 2.17 | SB | 963 | 3523 |
| 2 | 2 | A | | Ilya SHKURENYOV | ANA | 11 Jan 91 | 2.11 | SB | 906 | 3496 |
| 3 | 3 | A | | Thomas VAN DER PLAETSEN | BEL | 24 Dec 90 | 2.08 | | 878 | 3233 |
| 4 | 1 | B | | Lindon VICTOR | GRN | 23 Feb 93 | 2.05 | SB | 850 | 3591 |
| 4 | 4 | A | | Pierce LEPAGE | CAN | 22 Jan 96 | 2.05 | | 850 | 3545 |
| 6 | 2 | B | | Kai KAZMIREK | GER | 28 Jan 91 | 2.05 | SB | 850 | 3374 |
| 7 | 5 | A | | Cedric DUBLER | AUS | 13 Jan 95 | 2.02 | | 822 | 3246 |
| 8 | 3 | B | | Tim NOWAK | GER | 13 Aug 95 | 2.02 | SB | 822 | 3257 |
| 9 | 6 | A | | Niklas KAUL | GER | 11 Feb 98 | 2.02 | | 822 | 3278 |
| 10 | 7 | A | | Fredrik SAMUELSSON | SWE | 16 Feb 95 | 2.02 | | 822 | 3221 |
| 11 | 4 | B | | Damian WARNER | CAN | 4 Nov 89 | 2.02 | SB | 822 | 3610 |
| 12 | 5 | B | | Pieter BRAUN | NED | 21 Jan 93 | 2.02 | SB | 822 | 3380 |
| 13 | 6 | B | | Kevin MAYER | FRA | 10 Feb 92 | 1.99 | SB | 794 | 3621 |
| 14 | 8 | A | | Vitaliy ZHUK | BLR | 10 Sep 96 | 1.96 | | 767 | 3164 |
| 15 | 7 | B | | Janek ÕIGLANE | EST | 25 Apr 94 | 1.96 | | 767 | 3334 |
| 16 | 8 | B | | Solomon SIMMONS | USA | 26 Sep 93 | 1.96 | | 767 | 3409 |
| 16 | 9 | A | | Pawet WIESIOŁEK | POL | 13 Aug 91 | 1.96 | | 767 | 3306 |
| 18 | 10 | A | | Harrison WILLIAMS | USA | 7 Mar 96 | 1.93 | | 740 | 3217 |
| 19 | 9 | B | | Devon WILLIAMS | USA | 17 Jan 94 | 1.93 | SB | 740 | 3251 |
| 20 | 10 | B | | Keisuke USHIRO | JPN | 24 Jul 86 | 1.90 | | 714 | 3016 |
| 21 | 11 | B | | Martin ROE | NOR | 1 Apr 92 | 1.87 | | 687 | 3237 |
| | | B | | Georni JARAMILLO | VEN | 6 Mar 89 | NM | | 0 | 2631 |
| | | A | | Basile ROLNIN | FRA | 21 Jan 94 | DNS | | | 0 |
| | | A | | Timothy DUCKWORTH | GBR | 18 Jun 96 | DNS | | | 0 |

RESULTS



High Jump Men - Decathlon

| RECORDS | RESULT NAME | COUNTRY | AGE | VENUE | DATE |
|----------------------------------|---------------------------|-------------------------|-----------------------|--------------------------|------------|
| World Decathlon Best WDB | 2.28 Derek DROUIN | CAN | 27 | Santa Barbara, CA (USA) | 7 Apr 2017 |
| Champ. Decathlon Best CDB | 2.24 Jagan HAMES | AUS | 22 | Athina (Olympic Stadium) | 5 Aug 1997 |
| Area Record AR | National Record NR | Personal Best PB | Season Best SB | | |

Group A **2 October 2019** 20:39 START TIME 26° C TEMPERATURE 59 % HUMIDITY
22:11 END TIME 26° C

| PLACE | NAME | COUNTRY | DATE of BIRTH | ORDER | RESULT | SB | 1.84 | 1.87 | 1.90 | 1.93 | 1.96 | 1.99 | 2.02 | 2.05 | 2.08 | 2.11 | 2.14 | POINTS | TOTAL |
|-------|-------------------------|---------|---------------|-------|-------------|-----------|------|------|------|------|------|------|------|------|------|------|------|------------|-------|
| | | | | | | | 2.17 | 2.20 | | | | | | | | | | | |
| 1 | Maicel UIBO | EST | 27 Dec 92 | 8 | 2.17 | SB | - | - | - | - | - | 0 | - | 0 | XO | XO | XO | 963 | 3523 |
| 2 | Ilya SHKURENYOV | ANA | 11 Jan 91 | 2 | 2.11 | SB | XO | XXX | | | | | | | | | | 906 | 3496 |
| 3 | Thomas VAN DER PLAETSEN | BEL | 24 Dec 90 | 6 | 2.08 | | - | - | - | - | - | 0 | - | XXO | XO | XXX | | 878 | 3233 |
| 4 | Pierce LEPAGE | CAN | 22 Jan 96 | 11 | 2.05 | | - | - | - | - | - | 0 | - | XXO | r | | | 850 | 3545 |
| 5 | Cedric DUBLER | AUS | 13 Jan 95 | 1 | 2.02 | | - | - | - | - | - | XO | 0 | XXX | | | | 822 | 3246 |
| 6 | Niklas KAUL | GER | 11 Feb 98 | 4 | 2.02 | | - | - | - | - | 0 | 0 | XO | XXX | | | | 822 | 3278 |
| 7 | Fredrik SAMUELSSON | SWE | 16 Feb 95 | 5 | 2.02 | | - | - | 0 | - | XO | XXO | XO | XXX | | | | 822 | 3221 |
| 8 | Vitaliy ZHUK | BLR | 10 Sep 96 | 7 | 1.96 | | 0 | 0 | 0 | 0 | XO | XXX | | | | | | 767 | 3164 |
| 9 | Paweł WIESIOŁEK | POL | 13 Aug 91 | 12 | 1.96 | | XO | - | 0 | XO | XXO | XXX | | | | | | 767 | 3306 |
| 10 | Harrison WILLIAMS | USA | 7 Mar 96 | 10 | 1.93 | | 0 | - | 0 | 0 | XXX | | | | | | | 740 | 3217 |
| | Timothy DUCKWORTH | GBR | 18 Jun 96 | 3 | DNS | | | | | | | | | | | | | | 0 |
| | Basile ROLNIN | FRA | 21 Jan 94 | 9 | DNS | | | | | | | | | | | | | | 0 |

RESULTS
High Jump Men - Decathlon

Group B


2 October 2019 20:39 START TIME 26° C 59 %
22:27 END TIME TEMPERATURE HUMIDITY
26° C 59 %

| PLACE | NAME | COUNTRY | DATE of BIRTH | ORDER | RESULT | SB | 1.78 | 1.81 | 1.84 | 1.87 | 1.90 | 1.93 | 1.96 | 1.99 | 2.02 | 2.05 | 2.08 | POINTS | TOTAL |
|-------|------------------|---------|---------------|-------|-------------|----|------|------|------|------|------|------|------|------|------|------|------|--------|-------|
| | | | | | | | | | | | | | | | | | | | |
| 1 | Lindon VICTOR | GRN | 23 Feb 93 | 8 | 2.05 | SB | - | - | - | - | 0 | 0 | 0 | 0 | 0 | XXO | XXX | 850 | 3591 |
| 2 | Kai KAZMIREK | GER | 28 Jan 91 | 10 | 2.05 | SB | - | - | - | - | 0 | - | 0 | 0 | XO | XXO | XXr | 850 | 3374 |
| 3 | Tim NOWAK | GER | 13 Aug 95 | 6 | 2.02 | SB | - | - | - | - | 0 | - | 0 | XXO | 0 | XXX | | 822 | 3257 |
| 4 | Damian WARNER | CAN | 4 Nov 89 | 1 | 2.02 | SB | - | - | - | - | 0 | 0 | 0 | XO | XXO | XXX | | 822 | 3610 |
| 5 | Pieter BRAUN | NED | 21 Jan 93 | 7 | 2.02 | SB | - | - | - | - | 0 | XO | 0 | XO | XXO | r | | 822 | 3380 |
| 6 | Kevin MAYER | FRA | 10 Feb 92 | 9 | 1.99 | SB | - | - | - | 0 | - | XO | XXO | XXO | XXX | | | 794 | 3621 |
| 7 | Janek ŐIGLANE | EST | 25 Apr 94 | 4 | 1.96 | | - | - | 0 | 0 | 0 | XO | XO | XXX | | | | 767 | 3334 |
| 8 | Solomon SIMMONS | USA | 26 Sep 93 | 3 | 1.96 | | - | - | 0 | 0 | XO | XO | XXO | XXr | | | | 767 | 3409 |
| 9 | Devon WILLIAMS | USA | 17 Jan 94 | 12 | 1.93 | SB | - | - | XXO | XXO | XXO | XXO | XXX | | | | | 740 | 3251 |
| 10 | Keisuke USHIRO | JPN | 24 Jul 86 | 2 | 1.90 | | - | - | 0 | 0 | XXO | XXX | | | | | | 714 | 3016 |
| 11 | Martin ROE | NOR | 1 Apr 92 | 5 | 1.87 | | - | - | 0 | 0 | XXX | | | | | | | 687 | 3237 |
| | Georni JARAMILLO | VEN | 6 Mar 89 | 11 | NM | | XXX | | | | | | | | | | | 0 | 2631 |

DECATHLON SUMMARY AFTER 4 EVENTS

| RECORDS | RESULT | NAME | COUNTRY | AGE | VENUE | DATE |
|--------------------------------|--------|---------------|---------|-----|----------------------------|-------------|
| World Record WR | 9126 | Kevin MAYER | FRA | 26 | Talence (FRA) | 16 Sep 2018 |
| Championships Record CR | 9045 | Ashton EATON | USA | 27 | Beijing (National Stadium) | 29 Aug 2015 |
| World Leading WL | 8711 | Damian WARNER | CAN | 30 | Götzis (AUT) | 26 May 2019 |

2-3-4 October 2019



| PLACE | BIB | NAME | COUNTRY | POINTS | POINTS BEHIND LEADER | 100 Metres | Long Jump | Shot Put | High Jump | 400 Metres | 110 Metres Hurdles | Discus Throw | Pole Vault | Javelin Throw | 1500 Metres |
|-------|-----|-------------------------|---------|--------|----------------------|----------------------------|---------------------------|------------------|-----------------|------------|--------------------|--------------|------------|---------------|-------------|
| 1 | | Kevin MAYER | FRA | 3621 | | 10.50 (+0.8) 975(3) | 7.56 (-0.1) 950(4) | 16.82 902(1) | 1.99 794(13) | | | | | | |
| 2 | | Damian WARNER | CAN | 3610 | -11 | 10.35 (+0.8) 1011(1) | 7.67 (-0.1) 977(2) | 15.17 800(8) | 2.02 822(11) | | | | | | |
| 3 | | Lindon VICTOR | GRN | 3591 | -30 | 10.66 (+0.8) 938(4) | 7.51 (+0.2) 937(5) | 16.24 866(2) | 2.05 850(4) | | | | | | |
| 4 | | Pierce LEPAGE | CAN | 3545 | -76 | 10.36 (+0.8) 1008(2) | 7.79 (+0.2) 1007(1) | 13.21 680(21) | 2.05 850(4) | | | | | | |
| 5 | | Maicel UIBO | EST | 3523 | -98 | 11.10 (+0.3) 838(16) | 7.46 (+0.2) 925(8) | 15.12 797(10) | 2.17 963(1) | | | | | | |
| 6 | | Ilya SHKURENYOV | ANA | 3496 | -125 | 11.02 (+0.3) 856(15) | 7.61 (+0.5) 962(3) | 14.71 772(13) | 2.11 906(2) | | | | | | |
| 7 | | Solomon SIMMONS | USA | 3409 | -212 | 10.70 (+0.8) 929(5) | 7.37 (+0.3) 903(9) | 15.33 810(4) | 1.96 767(16) | | | | | | |
| 8 | | Pieter BRAUN | NED | 3380 | -241 | 11.16 (+0.3) 825(19) | 7.47 (+0.5) 927(6) | 15.26 806(5) | 2.02 822(12) | | | | | | |
| 9 | | Kai KAZMIREK | GER | 3374 | -247 | 10.82 (+0.4) 901(9) | 7.26 (+0.5) 876(13) | 14.30 747(16) | 2.05 850(6) | | | | | | |
| 10 | | Janek ÕIGLANE | EST | 3334 | -287 | 10.94 (+0.3) 874(13) | 7.32 (+0.5) 891(11) | 15.20 802(7) | 1.96 767(15) | | | | | | |
| 11 | | Paweł WIESIOŁEK | POL | 3306 | -315 | 10.76 (+0.4) 915(8) | 7.02 (0.0) 818(20) | 15.26 806(6) | 1.96 767(16) | | | | | | |
| 12 | | Niklas KAUL | GER | 3278 | -343 | 11.27 (+0.3) 801(20) | 7.19 (+0.6) 859(16) | 15.10 796(11) | 2.02 822(9) | | | | | | |
| 13 | | Tim NOWAK | GER | 3257 | -364 | 11.12 (+0.3) 834(17) | 7.07 (+0.3) 830(19) | 14.69 771(14) | 2.02 822(8) | | | | | | |
| 14 | | Devon WILLIAMS | USA | 3251 | -370 | 10.84 (+0.4) 897(10) | 7.36 (0.0) 900(10) | 13.76 714(20) | 1.93 740(19) | | | | | | |
| 15 | | Cedric DUBLER | AUS | 3246 | -375 | 10.75 (+0.8) 917(6) | 7.25 (-0.2) 874(14) | 12.43 633(22) | 2.02 822(7) | | | | | | |
| 16 | | Martin ROE | NOR | 3237 | -384 | 10.94 (+0.4) 874(12) | 7.28 (+0.1) 881(12) | 15.08 795(12) | 1.87 687(21) | | | | | | |
| 17 | | Thomas VAN DER PLAETSEN | BEL | 3233 | -388 | 11.38 (+0.3) 778(21) | 7.20 (+0.4) 862(15) | 13.78 715(19) | 2.08 878(3) | | | | | | |

DECATHLON SUMMARY AFTER 4 EVENTS

2-3-4 October 2019



| PLACE | BIB | NAME | COUNTRY | POINTS | POINTS BEHIND LEADER | 100 Metres | Long Jump | Shot Put | High Jump | 400 Metres | 110 Metres Hurdles | Discus Throw | Pole Vault | Javelin Throw | 1500 Metres | |
|-------|-----|--------------------|---------|--------|----------------------|-------------------------|------------------------|------------------|-----------------|------------|--------------------|--------------|------------|---------------|-------------|--|
| 18 | | Fredrik SAMUELSSON | SWE | 3221 | -400 | 11.13 (+0.4) 832(18) | 7.11 (+0.8) 840(18) | 13.97 727(17) | 2.02 822(10) | | | | | | | |
| | | | | | | | 1672(17) | 2399(19) | | | | | | | | |
| 19 | | Harrison WILLIAMS | USA | 3217 | -404 | 10.76 (+0.8) 915(7) | 7.14 (+0.6) 847(17) | 13.78 715(18) | 1.93 740(18) | | | | | | | |
| | | | | | | | 1762(13) | 2477(15) | | | | | | | | |
| 20 | | Vitaliy ZHUK | BLR | 3164 | -457 | 10.95 (+0.4) 872(14) | 6.63 (+0.1) 727(22) | 15.13 798(9) | 1.96 767(14) | | | | | | | |
| | | | | | | | 1599(21) | 2397(20) | | | | | | | | |
| 21 | | Keisuke USHIRO | JPN | 3016 | -605 | 11.44 (+0.3) 765(23) | 6.90 (+0.4) 790(21) | 14.31 747(15) | 1.90 714(20) | | | | | | | |
| | | | | | | | 1555(22) | 2302(22) | | | | | | | | |
| 22 | | Georni JARAMILLO | VEN | 2631 | -990 | 10.88 (+0.4) 888(11) | 7.47 (+0.7) 927(7) | 15.42 816(3) | NM 0 | | | | | | | |
| | | | | | | | 1815(7) | 2631(6) | | | | | | | | |
| | | Basile ROLNIN | FRA | DNF | | 11.42 (+0.4) 769(22) | DNS | | | | | | | | | |
| | | Timothy DUCKWORTH | GBR | DNF | | DNS | | | | | | | | | | |

SUMMARY



400 Metres Men - Decathlon

| RECORDS | RESULT | NAME | COUNTRY | AGE | VENUE | DATE |
|----------------------------------|--------|---------------------------|---------|-------------------------|----------------------------|-----------------------|
| World Decathlon Best WDB | 45.00 | Ashton EATON | USA | 27 | Beijing (National Stadium) | 28 Aug 2015 |
| Champ. Decathlon Best CDB | 45.00 | Ashton EATON | USA | 27 | Beijing (National Stadium) | 28 Aug 2015 |
| Area Record AR | | National Record NR | | Personal Best PB | | Season Best SB |

2 October 2019

| RANK | PLACE | HEAT | LANE | BIB | NAME | COUNTRY | DATE of BIRTH | RESULT | | POINTS | TOTAL |
|------|-------|------|------|-----|-------------------------|---------|---------------|---------------------|-----------|--------|-------|
| 1 | 1 | 3 | 9 | | Pierce LEPAGE | CAN | 22 Jan 96 | 47.35 (.341) | PB | 941 | 4486 |
| 2 | 2 | 3 | 7 | | Kai KAZMIREK | GER | 28 Jan 91 | 47.35 (.349) | | 941 | 4315 |
| 3 | 3 | 3 | 6 | | Harrison WILLIAMS | USA | 7 Mar 96 | 47.93 | | 913 | 4130 |
| 4 | 4 | 3 | 3 | | Vitaliy ZHUK | BLR | 10 Sep 96 | 48.08 | | 905 | 4069 |
| 5 | 5 | 3 | 5 | | Damian WARNER | CAN | 4 Nov 89 | 48.12 | | 903 | 4513 |
| 6 | 6 | 3 | 4 | | Devon WILLIAMS | USA | 17 Jan 94 | 48.37 | SB | 891 | 4142 |
| 7 | 7 | 3 | 2 | | Cedric DUBLER | AUS | 13 Jan 95 | 48.41 | | 889 | 4135 |
| 8 | 1 | 2 | 4 | | Niklas KAUL | GER | 11 Feb 98 | 48.48 | SB | 886 | 4164 |
| 9 | 2 | 2 | 8 | | Lindon VICTOR | GRN | 23 Feb 93 | 48.55 | SB | 883 | 4474 |
| 10 | 3 | 2 | 5 | | Georni JARAMILLO | VEN | 6 Mar 89 | 48.66 | SB | 877 | 3508 |
| 11 | 4 | 2 | 3 | | Pieter BRAUN | NED | 21 Jan 93 | 48.79 | SB | 871 | 4251 |
| 12 | 8 | 3 | 8 | | Kevin MAYER | FRA | 10 Feb 92 | 48.99 | SB | 862 | 4483 |
| 13 | 1 | 1 | 2 | | Janek ÖIGLANE | EST | 25 Apr 94 | 49.14 | PB | 855 | 4189 |
| 14 | 5 | 2 | 2 | | Solomon SIMMONS | USA | 26 Sep 93 | 49.31 | | 847 | 4256 |
| 15 | 2 | 1 | 3 | | Ilya SHKURENYOV | ANA | 11 Jan 91 | 49.36 | SB | 844 | 4340 |
| 16 | 6 | 2 | 7 | | Paweł WIESIOŁEK | POL | 13 Aug 91 | 49.37 | | 844 | 4150 |
| 17 | 3 | 1 | 8 | | Tim NOWAK | GER | 13 Aug 95 | 49.60 | SB | 833 | 4090 |
| 18 | 7 | 2 | 9 | | Fredrik SAMUELSSON | SWE | 16 Feb 95 | 50.08 | | 811 | 4032 |
| 19 | 4 | 1 | 5 | | Maicel UIBO | EST | 27 Dec 92 | 50.44 | SB | 794 | 4317 |
| 20 | 5 | 1 | 4 | | Thomas VAN DER PLAETSEN | BEL | 24 Dec 90 | 50.89 | | 774 | 4007 |
| 21 | 6 | 1 | 6 | | Keisuke USHIRO | JPN | 24 Jul 86 | 51.42 | SB | 750 | 3766 |
| | | | 1 | 9 | Martin ROE | NOR | 1 Apr 92 | DQ | 163.3(a) | 0 | 3237 |
| | | | 1 | 7 | Basile ROLNIN | FRA | 21 Jan 94 | DNS | | | 0 |
| | | | 2 | 6 | Timothy DUCKWORTH | GBR | 18 Jun 96 | DNS | | | 0 |

NOTE IAAF Rule 163.3(a) - Lane infringement

RESULTS

400 Metres Men - Decathlon



| RECORDS | RESULT NAME | COUNTRY | AGE | VENUE | DATE |
|----------------------------------|---------------------------|-------------------------|-----------------------|----------------------------|-------------|
| World Decathlon Best WDB | 45.00 Ashton EATON | USA | 27 | Beijing (National Stadium) | 28 Aug 2015 |
| Champ. Decathlon Best CDB | 45.00 Ashton EATON | USA | 27 | Beijing (National Stadium) | 28 Aug 2015 |
| Area Record AR | National Record NR | Personal Best PB | Season Best SB | | |

Heat 1 **3** **2 October 2019** **23:15** START TIME **26° C** **59 %**
TEMPERATURE HUMIDITY

| PLACE | NAME | COUNTRY | DATE OF BIRTH | LANE | RESULT | REACTION | F _n | POINTS | TOTAL |
|-------|-------------------------|---------|---------------|------|--------------------|-----------|----------------|------------|-------|
| 1 | Janek ÖIGLANE | EST | 25 Apr 94 | 2 | 49.14 | PB | 0.140 | 855 | 4189 |
| 2 | Ilya SHKURENYOV | ANA | 11 Jan 91 | 3 | 49.36 | SB | 0.171 | 844 | 4340 |
| 3 | Tim NOWAK | GER | 13 Aug 95 | 8 | 49.60 | SB | 0.171 | 833 | 4090 |
| 4 | Maicel UIBO | EST | 27 Dec 92 | 5 | 50.44 | SB | 0.186 | 794 | 4317 |
| 5 | Thomas VAN DER PLAETSEN | BEL | 24 Dec 90 | 4 | 50.89 | | 0.142 | 774 | 4007 |
| 6 | Keisuke USHIRO | JPN | 24 Jul 86 | 6 | 51.42 | SB | 0.196 | 750 | 3766 |
| | Martin ROE | NOR | 1 Apr 92 | 9 | DQ 163.3(a) | | 0.166 | 0 | 3237 |
| | Basile ROLNIN | FRA | 21 Jan 94 | 7 | DNS | | | 0 | 0 |

NOTE IAAF Rule 163.3(a) - Lane infringement

Heat 2 **3** **2 October 2019** **23:22** START TIME **26° C** **59 %**
TEMPERATURE HUMIDITY

| PLACE | NAME | COUNTRY | DATE OF BIRTH | LANE | RESULT | REACTION | F _n | POINTS | TOTAL |
|-------|--------------------|---------|---------------|------|--------------|-----------|----------------|------------|-------|
| 1 | Niklas KAUL | GER | 11 Feb 98 | 4 | 48.48 | SB | 0.153 | 886 | 4164 |
| 2 | Lindon VICTOR | GRN | 23 Feb 93 | 8 | 48.55 | SB | 0.115 | 883 | 4474 |
| 3 | Georni JARAMILLO | VEN | 6 Mar 89 | 5 | 48.66 | SB | 0.164 | 877 | 3508 |
| 4 | Pieter BRAUN | NED | 21 Jan 93 | 3 | 48.79 | SB | 0.158 | 871 | 4251 |
| 5 | Solomon SIMMONS | USA | 26 Sep 93 | 2 | 49.31 | | 0.165 | 847 | 4256 |
| 6 | Pawet WIESIOŁEK | POL | 13 Aug 91 | 7 | 49.37 | | 0.199 | 844 | 4150 |
| 7 | Fredrik SAMUELSSON | SWE | 16 Feb 95 | 9 | 50.08 | | 0.139 | 811 | 4032 |
| | Timothy DUCKWORTH | GBR | 18 Jun 96 | 6 | DNS | | | 0 | 0 |


Heat 3 **3** **2 October 2019** **23:31** START TIME **26° C** **59 %**
TEMPERATURE HUMIDITY

| PLACE | NAME | COUNTRY | DATE OF BIRTH | LANE | RESULT | REACTION | F _n | POINTS | TOTAL |
|-------|-------------------|---------|---------------|------|---------------------|-----------|----------------|------------|-------|
| 1 | Pierce LEPAGE | CAN | 22 Jan 96 | 9 | 47.35 (.341) | PB | 0.162 | 941 | 4486 |
| 2 | Kai KAZMIREK | GER | 28 Jan 91 | 7 | 47.35 (.349) | | 0.143 | 941 | 4315 |
| 3 | Harrison WILLIAMS | USA | 7 Mar 96 | 6 | 47.93 | | 0.221 | 913 | 4130 |
| 4 | Vitaliy ZHUK | BLR | 10 Sep 96 | 3 | 48.08 | | 0.130 | 905 | 4069 |
| 5 | Damian WARNER | CAN | 4 Nov 89 | 5 | 48.12 | | 0.143 | 903 | 4513 |
| 6 | Devon WILLIAMS | USA | 17 Jan 94 | 4 | 48.37 | SB | 0.143 | 891 | 4142 |
| 7 | Cedric DUBLER | AUS | 13 Jan 95 | 2 | 48.41 | | 0.146 | 889 | 4135 |
| 8 | Kevin MAYER | FRA | 10 Feb 92 | 8 | 48.99 | SB | 0.181 | 862 | 4483 |

DECATHLON SUMMARY AFTER 5 EVENTS

| RECORDS | RESULT NAME | COUNTRY | AGE | VENUE | DATE |
|--------------------------------|--------------------|---------|-----|----------------------------|-------------|
| World Record WR | 9126 Kevin MAYER | FRA | 26 | Talence (FRA) | 16 Sep 2018 |
| Championships Record CR | 9045 Ashton EATON | USA | 27 | Beijing (National Stadium) | 29 Aug 2015 |
| World Leading WL | 8711 Damian WARNER | CAN | 30 | Götzis (AUT) | 26 May 2019 |

2-3-4 October 2019



| PLACE | BIB | NAME | COUNTRY | POINTS | POINTS BEHIND LEADER | 100 Metres | Long Jump | Shot Put | High Jump | 400 Metres | 110 Metres Hurdles | Discus Throw | Pole Vault | Javelin Throw | 1500 Metres |
|-------|-----|-------------------|---------|-------------|----------------------|-------------------------|------------------------|------------------|-----------------|------------------|--------------------|--------------|------------|---------------|-------------|
| 1 | | Damian WARNER | CAN | 4513 | | 10.35 (+0.8) 1011(1) | 7.67 (-0.1) 977(2) | 15.17 800(8) | 2.02 822(11) | 48.12 903(5) | | | | | |
| | | | | | | | 1988(2) | 2788(2) | 3610(2) | 4513(1) | | | | | |
| 2 | | Pierce LEPAGE | CAN | 4486 | -27 | 10.36 (+0.8) 1008(2) | 7.79 (+0.2) 1007(1) | 13.21 680(21) | 2.05 850(4) | 47.35 941(1) | | | | | |
| | | | | | | | 2015(1) | 2695(4) | 3545(4) | 4486(2) | | | | | |
| 3 | | Kevin MAYER | FRA | 4483 | -30 | 10.50 (+0.8) 975(3) | 7.56 (-0.1) 950(4) | 16.82 902(1) | 1.99 794(13) | 48.99 862(12) | | | | | |
| | | | | | | | 1925(3) | 2827(1) | 3621(1) | 4483(3) | | | | | |
| 4 | | Lindon VICTOR | GRN | 4474 | -39 | 10.66 (+0.8) 938(4) | 7.51 (+0.2) 937(5) | 16.24 866(2) | 2.05 850(4) | 48.55 883(9) | | | | | |
| | | | | | | | 1875(4) | 2741(3) | 3591(3) | 4474(4) | | | | | |
| 5 | | Ilya SHKURENYOV | ANA | 4340 | -173 | 11.02 (+0.3) 856(15) | 7.61 (+0.5) 962(3) | 14.71 772(13) | 2.11 906(2) | 49.36 844(15) | | | | | |
| | | | | | | | 1818(6) | 2590(7) | 3496(6) | 4340(5) | | | | | |
| 6 | | Maicel UIBO | EST | 4317 | -196 | 11.10 (+0.3) 838(16) | 7.46 (+0.2) 925(8) | 15.12 797(10) | 2.17 963(1) | 50.44 794(19) | | | | | |
| | | | | | | | 1763(12) | 2560(9) | 3523(5) | 4317(6) | | | | | |
| 7 | | Kai KAZMIREK | GER | 4315 | -198 | 10.82 (+0.4) 901(9) | 7.26 (+0.5) 876(13) | 14.30 747(16) | 2.05 850(6) | 47.35 941(2) | | | | | |
| | | | | | | | 1777(10) | 2524(13) | 3374(9) | 4315(7) | | | | | |
| 8 | | Solomon SIMMONS | USA | 4256 | -257 | 10.70 (+0.8) 929(5) | 7.37 (+0.3) 903(9) | 15.33 810(4) | 1.96 767(16) | 49.31 847(14) | | | | | |
| | | | | | | | 1832(5) | 2642(5) | 3409(7) | 4256(8) | | | | | |
| 9 | | Pieter BRAUN | NED | 4251 | -262 | 11.16 (+0.3) 825(19) | 7.47 (+0.5) 927(6) | 15.26 806(5) | 2.02 822(12) | 48.79 871(11) | | | | | |
| | | | | | | | 1752(15) | 2558(10) | 3380(8) | 4251(9) | | | | | |
| 10 | | Janek ÕIGLANE | EST | 4189 | -324 | 10.94 (+0.3) 874(13) | 7.32 (+0.5) 891(11) | 15.20 802(7) | 1.96 767(15) | 49.14 855(13) | | | | | |
| | | | | | | | 1765(11) | 2567(8) | 3334(10) | 4189(10) | | | | | |
| 11 | | Niklas KAUL | GER | 4164 | -349 | 11.27 (+0.3) 801(20) | 7.19 (+0.6) 859(16) | 15.10 796(11) | 2.02 822(9) | 48.48 886(8) | | | | | |
| | | | | | | | 1660(19) | 2456(16) | 3278(12) | 4164(11) | | | | | |
| 12 | | Paweł WIESIOŁEK | POL | 4150 | -363 | 10.76 (+0.4) 915(8) | 7.02 (0.0) 818(20) | 15.26 806(6) | 1.96 767(16) | 49.37 844(16) | | | | | |
| | | | | | | | 1733(16) | 2539(12) | 3306(11) | 4150(12) | | | | | |
| 13 | | Devon WILLIAMS | USA | 4142 | -371 | 10.84 (+0.4) 897(10) | 7.36 (0.0) 900(10) | 13.76 714(20) | 1.93 740(19) | 48.37 891(6) | | | | | |
| | | | | | | | 1797(8) | 2511(14) | 3251(14) | 4142(13) | | | | | |
| 14 | | Cedric DUBLER | AUS | 4135 | -378 | 10.75 (+0.8) 917(6) | 7.25 (-0.2) 874(14) | 12.43 633(22) | 2.02 822(7) | 48.41 889(7) | | | | | |
| | | | | | | | 1791(9) | 2424(18) | 3246(15) | 4135(14) | | | | | |
| 15 | | Harrison WILLIAMS | USA | 4130 | -383 | 10.76 (+0.8) 915(7) | 7.14 (+0.6) 847(17) | 13.78 715(18) | 1.93 740(18) | 47.93 913(9) | | | | | |
| | | | | | | | 1762(13) | 2477(15) | 3217(19) | 4130(15) | | | | | |
| 16 | | Tim NOWAK | GER | 4090 | -423 | 11.12 (+0.3) 834(17) | 7.07 (+0.3) 830(19) | 14.69 771(14) | 2.02 822(8) | 49.60 833(17) | | | | | |
| | | | | | | | 1664(18) | 2435(17) | 3257(13) | 4090(16) | | | | | |
| 17 | | Vitaliy ZHUK | BLR | 4069 | -444 | 10.95 (+0.4) 872(14) | 6.63 (+0.1) 727(22) | 15.13 798(9) | 1.96 767(14) | 48.08 905(4) | | | | | |
| | | | | | | | 1599(21) | 2397(20) | 3164(20) | 4069(17) | | | | | |

DECATHLON SUMMARY AFTER 5 EVENTS

2-3-4 October 2019



| PLACE | BIB | NAME | COUNTRY | POINTS | POINTS BEHIND LEADER | 100 Metres | Long Jump | Shot Put | High Jump | 400 Metres | 110 Metres Hurdles | Discus Throw | Pole Vault | Javelin Throw | 1500 Metres |
|-------|-----|-------------------------|---------|-------------|----------------------|-------------------------|------------------------|------------------|-----------------|------------------|--------------------|--------------|------------|---------------|-------------|
| 18 | | Fredrik SAMUELSSON | SWE | 4032 | -481 | 11.13 (+0.4) 832(18) | 7.11 (+0.8) 840(18) | 13.97 727(17) | 2.02 822(10) | 50.08 811(18) | | | | | |
| | | | | | | | 1672(17) | 2399(19) | 3221(18) | 4032(18) | | | | | |
| 19 | | Thomas VAN DER PLAETSEN | BEL | 4007 | -506 | 11.38 (+0.3) 778(21) | 7.20 (+0.4) 862(15) | 13.78 715(19) | 2.08 878(3) | 50.89 774(20) | | | | | |
| | | | | | | | 1640(20) | 2355(21) | 3233(17) | 4007(19) | | | | | |
| 20 | | Keisuke USHIRO | JPN | 3766 | -747 | 11.44 (+0.3) 765(23) | 6.90 (+0.4) 790(21) | 14.31 747(15) | 1.90 714(20) | 51.42 750(21) | | | | | |
| | | | | | | | 1555(22) | 2302(22) | 3016(21) | 3766(20) | | | | | |
| 21 | | Georni JARAMILLO | VEN | 3508 | -1005 | 10.88 (+0.4) 888(11) | 7.47 (+0.7) 927(7) | 15.42 816(3) | NM 0 | 48.66 877(10) | | | | | |
| | | | | | | | 1815(7) | 2631(6) | 2631(22) | 3508(21) | | | | | |
| 22 | | Martin ROE | NOR | 3237 | -1276 | 10.94 (+0.4) 874(12) | 7.28 (+0.1) 881(12) | 15.08 795(12) | 1.87 687(21) | DQ 0 | | | | | |
| | | | | | | | 1755(14) | 2550(11) | 3237(16) | 3237(22) | | | | | |
| | | Basile ROLNIN | FRA | DNF | | 11.42 (+0.4) 769(22) | DNS | | | | | | | | |
| | | Timothy DUCKWORTH | GBR | DNF | | DNS | | | | | | | | | |

SUMMARY



110 Metres Hurdles Men - Decathlon

| RECORDS | RESULT | NAME | COUNTRY | AGE | VENUE | DATE |
|----------------------------------|--------------|---------------------------|---------|-------------------------|--------------------------|-----------------------|
| World Decathlon Best WDB | 13.44 | Damian WARNER | CAN | 26 | Toronto (CIBC) | 23 Jul 2015 |
| Champ. Decathlon Best CDB | 13.55 | Frank BUSEMANN | GER | 22 | Athina (Olympic Stadium) | 6 Aug 1997 |
| Area Record AR | | National Record NR | | Personal Best PB | | Season Best SB |

3 October 2019

| RANK | PLACE | HEAT | LANE | BIB | NAME | COUNTRY | DATE of BIRTH | RESULT | WIND | POINTS | TOTAL |
|------|-------|------|------|-----|-------------------------|---------|---------------|---------------------|----------------|-------------|-------|
| 1 | 1 | 3 | 5 | | Damian WARNER | CAN | 4 Nov 89 | 13.56 | +0.8 | 1032 | 5545 |
| 2 | 2 | 3 | 2 | | Kevin MAYER | FRA | 10 Feb 92 | 13.87 | +0.8 | 991 | 5474 |
| 3 | 3 | 3 | 6 | | Devon WILLIAMS | USA | 17 Jan 94 | 13.91 | +0.8 | 986 | 5128 |
| 4 | 4 | 3 | 4 | | Solomon SIMMONS | USA | 26 Sep 93 | 14.10 | +0.8 | 962 | 5218 |
| 5 | 5 | 3 | 3 | | Cedric DUBLER | AUS | 13 Jan 95 | 14.13 | +0.8 | 958 | 5093 |
| 6 | 6 | 3 | 8 | | Pierce LEPAGE | CAN | 22 Jan 96 | 14.19 (.181) | +0.8 | 950 | 5436 |
| 7 | 7 | 3 | 7 | | Georni JARAMILLO | VEN | 6 Mar 89 | 14.19 (.186) | +0.8 | 950 | 4458 |
| 8 | 1 | 1 | 7 | | Ilya SHKURENYOV | ANA | 11 Jan 91 | 14.28 | SB +0.2 | 939 | 5279 |
| 9 | 2 | 1 | 3 | | Maicel UIBO | EST | 27 Dec 92 | 14.43 (.422) | PB +0.2 | 920 | 5237 |
| 10 | 1 | 2 | 4 | | Harrison WILLIAMS | USA | 7 Mar 96 | 14.43 (.423) | SB +0.7 | 920 | 5050 |
| 11 | 2 | 2 | 7 | | Vitaliy ZHUK | BLR | 10 Sep 96 | 14.49 | SB +0.7 | 912 | 4981 |
| 12 | 8 | 3 | 9 | | Pieter BRAUN | NED | 21 Jan 93 | 14.59 | +0.8 | 900 | 5151 |
| 13 | 3 | 1 | 5 | | Tim NOWAK | GER | 13 Aug 95 | 14.60 | SB +0.2 | 899 | 4989 |
| 14 | 3 | 2 | 6 | | Niklas KAUL | GER | 11 Feb 98 | 14.64 | +0.7 | 894 | 5058 |
| 15 | 4 | 2 | 5 | | Paweł WIESIOŁEK | POL | 13 Aug 91 | 14.65 | +0.7 | 892 | 5042 |
| 16 | 5 | 2 | 8 | | Fredrik SAMUELSSON | SWE | 16 Feb 95 | 14.78 | +0.7 | 876 | 4908 |
| 17 | 4 | 1 | 6 | | Thomas VAN DER PLAETSEN | BEL | 24 Dec 90 | 14.80 | SB +0.2 | 874 | 4881 |
| 18 | 5 | 1 | 4 | | Lindon VICTOR | GRN | 23 Feb 93 | 14.82 | SB +0.2 | 871 | 5345 |
| 19 | 6 | 2 | 3 | | Janek ÕIGLANE | EST | 25 Apr 94 | 15.13 | +0.7 | 834 | 5023 |
| 20 | 6 | 1 | 2 | | Keisuke USHIRO | JPN | 24 Jul 86 | 15.26 | +0.2 | 818 | 4584 |
| 21 | 7 | 1 | 8 | | Martin ROE | NOR | 1 Apr 92 | 15.86 | +0.2 | 749 | 3986 |
| | | 2 | 2 | | Kai KAZMIREK | GER | 28 Jan 91 | DNF | +0.7 | 0 | 4315 |

RESULTS



110 Metres Hurdles Men - Decathlon

| RECORDS | RESULT NAME | COUNTRY | AGE | VENUE | DATE |
|----------------------------------|-----------------------------|---------|-----|--------------------------|-------------|
| World Decathlon Best WDB | 13.44 Damian WARNER | CAN | 26 | Toronto (CIBC) | 23 Jul 2015 |
| Champ. Decathlon Best CDB | 13.55 Frank BUSEMANN | GER | 22 | Athina (Olympic Stadium) | 6 Aug 1997 |

| Area Record AR | National Record NR | Personal Best PB | Season Best SB |
|-----------------------|---------------------------|-------------------------|-----------------------|
| | | | |

Heat 1 3 3 October 2019 16:35 START TIME 26°C TEMPERATURE 59% HUMIDITY +0.2m/s WIND

| PLACE | NAME | COUNTRY | DATE OF BIRTH | LANE | RESULT | REACTION | Fr | POINTS | TOTAL |
|-------|-------------------------|---------|---------------|------|---------------------|-----------|-------|------------|-------|
| 1 | Ilya SHKURENYOV | ANA | 11 Jan 91 | 7 | 14.28 | SB | 0.161 | 939 | 5279 |
| 2 | Maicel UIBO | EST | 27 Dec 92 | 3 | 14.43 [.422] | PB | 0.169 | 920 | 5237 |
| 3 | Tim NOWAK | GER | 13 Aug 95 | 5 | 14.60 | SB | 0.174 | 899 | 4989 |
| 4 | Thomas VAN DER PLAETSEN | BEL | 24 Dec 90 | 6 | 14.80 | SB | 0.143 | 874 | 4881 |
| 5 | Lindon VICTOR | GRN | 23 Feb 93 | 4 | 14.82 | SB | 0.155 | 871 | 5345 |
| 6 | Keisuke USHIRO | JPN | 24 Jul 86 | 2 | 15.26 | | 0.157 | 818 | 4584 |
| 7 | Martin ROE | NOR | 1 Apr 92 | 8 | 15.86 | | 0.156 | 749 | 3986 |

Heat 2 3 3 October 2019 16:43 START TIME 26°C TEMPERATURE 59% HUMIDITY +0.7m/s WIND

| PLACE | NAME | COUNTRY | DATE OF BIRTH | LANE | RESULT | REACTION | Fr | POINTS | TOTAL |
|-------|--------------------|---------|---------------|------|---------------------|-----------|-------|------------|-------|
| 1 | Harrison WILLIAMS | USA | 7 Mar 96 | 4 | 14.43 [.423] | SB | 0.164 | 920 | 5050 |
| 2 | Vitaliy ZHUK | BLR | 10 Sep 96 | 7 | 14.49 | SB | 0.135 | 912 | 4981 |
| 3 | Niklas KAUL | GER | 11 Feb 98 | 6 | 14.64 | | 0.157 | 894 | 5058 |
| 4 | Paweł WIESIOŁEK | POL | 13 Aug 91 | 5 | 14.65 | | 0.171 | 892 | 5042 |
| 5 | Fredrik SAMUELSSON | SWE | 16 Feb 95 | 8 | 14.78 | | 0.124 | 876 | 4908 |
| 6 | Janek ÕIGLANE | EST | 25 Apr 94 | 3 | 15.13 | | 0.154 | 834 | 5023 |
| | Kai KAZMIREK | GER | 28 Jan 91 | 2 | DNF | | 0.154 | 0 | 4315 |

Heat 3 3 3 October 2019 16:52 START TIME 26°C TEMPERATURE 59% HUMIDITY +0.8m/s WIND


| PLACE | NAME | COUNTRY | DATE OF BIRTH | LANE | RESULT | REACTION | Fr | POINTS | TOTAL |
|-------|------------------|---------|---------------|------|---------------------|----------|-------|-------------|-------|
| 1 | Damian WARNER | CAN | 4 Nov 89 | 5 | 13.56 | | 0.143 | 1032 | 5545 |
| 2 | Kevin MAYER | FRA | 10 Feb 92 | 2 | 13.87 | | 0.167 | 991 | 5474 |
| 3 | Devon WILLIAMS | USA | 17 Jan 94 | 6 | 13.91 | | 0.125 | 986 | 5128 |
| 4 | Solomon SIMMONS | USA | 26 Sep 93 | 4 | 14.10 | | 0.171 | 962 | 5218 |
| 5 | Cedric DUBLER | AUS | 13 Jan 95 | 3 | 14.13 | | 0.137 | 958 | 5093 |
| 6 | Pierce LEPAGE | CAN | 22 Jan 96 | 8 | 14.19 [.181] | | 0.199 | 950 | 5436 |
| 7 | Georni JARAMILLO | VEN | 6 Mar 89 | 7 | 14.19 [.186] | | 0.149 | 950 | 4458 |
| 8 | Pieter BRAUN | NED | 21 Jan 93 | 9 | 14.59 | | 0.150 | 900 | 5151 |



DECATHLON SUMMARY AFTER 6 EVENTS

| RECORDS | RESULT | NAME | COUNTRY | AGE | VENUE | DATE |
|--------------------------------|--------|---------------|---------|-----|----------------------------|-------------|
| World Record WR | 9126 | Kevin MAYER | FRA | 26 | Talence (FRA) | 16 Sep 2018 |
| Championships Record CR | 9045 | Ashton EATON | USA | 27 | Beijing (National Stadium) | 29 Aug 2015 |
| World Leading WL | 8711 | Damian WARNER | CAN | 30 | Götzis (AUT) | 26 May 2019 |


2-3-4 October 2019



| PLACE | BIB | NAME | COUNTRY | POINTS | POINTS BEHIND LEADER | 100 Metres | Long Jump | Shot Put | High Jump | 400 Metres | 110 Metres Hurdles | Discus Throw | Pole Vault | Javelin Throw | 1500 Metres |
|-------|-----|--------------------|---------|--------|----------------------|-------------------------|------------------------|------------------|-----------------|------------------|-------------------------|--------------|------------|---------------|-------------|
| 1 | | Damian WARNER | CAN | 5545 | | 10.35 (+0.8) 1011(1) | 7.67 (-0.1) 977(2) | 15.17 800(8) | 2.02 822(11) | 48.12 903(5) | 13.56 (+0.8) 1032(1) | | | | |
| 2 | | Kevin MAYER | FRA | 5474 | -71 | 10.50 (+0.8) 975(3) | 7.56 (-0.1) 950(4) | 16.82 902(1) | 1.99 794(13) | 48.99 862(12) | 13.87 (+0.8) 991(2) | | | | |
| 3 | | Pierce LEPAGE | CAN | 5436 | -109 | 10.36 (+0.8) 1008(2) | 7.79 (+0.2) 1007(1) | 13.21 680(21) | 2.05 850(4) | 47.35 941(1) | 14.19 (+0.8) 950(6) | | | | |
| 4 | | Lindon VICTOR | GRN | 5345 | -200 | 10.66 (+0.8) 938(4) | 7.51 (+0.2) 937(5) | 16.24 866(2) | 2.05 850(4) | 48.55 883(9) | 14.82 (+0.2) 871(18) | | | | |
| 5 | | Ilya SHKURENYOV | ANA | 5279 | -266 | 11.02 (+0.3) 856(15) | 7.61 (+0.5) 962(3) | 14.71 772(13) | 2.11 906(2) | 49.36 844(15) | 14.28 (+0.2) 939(8) | | | | |
| 6 | | Maicel UIBO | EST | 5237 | -308 | 11.10 (+0.3) 838(16) | 7.46 (+0.2) 925(8) | 15.12 797(10) | 2.17 963(1) | 50.44 794(19) | 14.43 (+0.2) 920(9) | | | | |
| 7 | | Solomon SIMMONS | USA | 5218 | -327 | 10.70 (+0.8) 929(5) | 7.37 (+0.3) 903(9) | 15.33 810(4) | 1.96 767(16) | 49.31 847(14) | 14.10 (+0.8) 962(4) | | | | |
| 8 | | Pieter BRAUN | NED | 5151 | -394 | 11.16 (+0.3) 825(19) | 7.47 (+0.5) 927(6) | 15.26 806(5) | 2.02 822(12) | 48.79 871(11) | 14.59 (+0.8) 900(12) | | | | |
| 9 | | Devon WILLIAMS | USA | 5128 | -417 | 10.84 (+0.4) 897(10) | 7.36 (0.0) 900(10) | 13.76 714(20) | 1.93 740(19) | 48.37 891(6) | 13.91 (+0.8) 986(3) | | | | |
| 10 | | Cedric DUBLER | AUS | 5093 | -452 | 10.75 (+0.8) 917(6) | 7.25 (-0.2) 874(14) | 12.43 633(22) | 2.02 822(7) | 48.41 889(7) | 14.13 (+0.8) 958(5) | | | | |
| 11 | | Niklas KAUL | GER | 5058 | -487 | 11.27 (+0.3) 801(20) | 7.19 (+0.6) 859(16) | 15.10 796(11) | 2.02 822(9) | 48.48 886(8) | 14.64 (+0.7) 894(14) | | | | |
| 12 | | Harrison WILLIAMS | USA | 5050 | -495 | 10.76 (+0.8) 915(7) | 7.14 (+0.6) 847(17) | 13.78 715(18) | 1.93 740(18) | 47.93 913(3) | 14.43 (+0.7) 920(10) | | | | |
| 13 | | Paweł WIESIOŁEK | POL | 5042 | -503 | 10.76 (+0.4) 915(8) | 7.02 (0.0) 818(20) | 15.26 806(6) | 1.96 767(16) | 49.37 844(16) | 14.65 (+0.7) 892(15) | | | | |
| 14 | | Janek ÕIGLANE | EST | 5023 | -522 | 10.94 (+0.3) 874(13) | 7.32 (+0.5) 891(11) | 15.20 802(7) | 1.96 767(15) | 49.14 855(13) | 15.13 (+0.7) 834(19) | | | | |
| 15 | | Tim NOWAK | GER | 4989 | -556 | 11.12 (+0.3) 834(17) | 7.07 (+0.3) 830(19) | 14.69 771(14) | 2.02 822(8) | 49.60 833(17) | 14.60 (+0.2) 899(13) | | | | |
| 16 | | Vitaliy ZHUK | BLR | 4981 | -564 | 10.95 (+0.4) 872(14) | 6.63 (+0.1) 727(22) | 15.13 798(9) | 1.96 767(14) | 48.08 905(4) | 14.49 (+0.7) 912(11) | | | | |
| 17 | | Fredrik SAMUELSSON | SWE | 4908 | -637 | 11.13 (+0.4) 832(18) | 7.11 (+0.8) 840(18) | 13.97 727(17) | 2.02 822(10) | 50.08 811(18) | 14.78 (+0.7) 876(16) | | | | |

DECATHLON SUMMARY AFTER 6 EVENTS

2-3-4 October 2019



| PLACE | BIB | NAME | COUNTRY | POINTS | POINTS BEHIND LEADER | 100 Metres | Long Jump | Shot Put | High Jump | 400 Metres | 110 Metres Hurdles | Discus Throw | Pole Vault | Javelin Throw | 1500 Metres |
|-------|-----|-------------------------|---------|-------------|----------------------|-------------------------|---|-------------------------------------|------------------------------------|-------------------------------------|--|--------------|------------|---------------|-------------|
| 18 | | Thomas VAN DER PLAETSEN | BEL | 4881 | -664 | 11.38 (+0.3) 778(21) | 7.20 (+0.4) 862(15) 1640(20) | 13.78 715(19) 2355(21) | 2.08 878(3) 3233(17) | 50.89 774(20) 4007(19) | 14.80 (+0.2) 874(17) 4881(18) | | | | |
| 19 | | Keisuke USHIRO | JPN | 4584 | -961 | 11.44 (+0.3) 765(23) | 6.90 (+0.4) 790(21) 1555(22) | 14.31 747(15) 2302(22) | 1.90 714(20) 3016(21) | 51.42 750(21) 3766(20) | 15.26 (+0.2) 818(20) 4584(19) | | | | |
| 20 | | Georni JARAMILLO | VEN | 4458 | -1087 | 10.88 (+0.4) 888(11) | 7.47 (+0.7) 927(7) 1815(7) | 15.42 816(3) 2631(6) | NM 0 2631(22) | 48.66 877(10) 3508(21) | 14.19 (+0.8) 950(7) 4458(20) | | | | |
| 21 | | Kai KAZMIREK | GER | 4315 | -1230 | 10.82 (+0.4) 901(9) | 7.26 (+0.5) 876(13) 1777(10) | 14.30 747(16) 2524(13) | 2.05 850(6) 3374(9) | 47.35 941(2) 4315(7) | DNF 0 4315(21) | | | | |
| 22 | | Martin ROE | NOR | 3986 | -1559 | 10.94 (+0.4) 874(12) | 7.28 (+0.1) 881(12) 1755(14) | 15.08 795(12) 2550(11) | 1.87 687(21) 3237(16) | DQ 0 3237(22) | 15.86 (+0.2) 749(21) 3986(22) | | | | |
| | | Basile ROLNIN | FRA | DNF | | 11.42 (+0.4) 769(22) | DNS | | | | | | | | |
| | | Timothy DUCKWORTH | GBR | DNF | | DNS | | | | | | | | | |

SUMMARY



Discus Throw Men - Decathlon

| RECORDS | RESULT | NAME | COUNTRY | AGE | VENUE | DATE |
|----------------------------------|--------------|---------------------------|---------|-------------------------|----------------------------|-----------------------|
| World Decathlon Best WDB | 56.50 | Colin QUIRKE | IRL | 29 | Santa Barbara, CA (USA) | 6 Apr 2019 |
| Champ. Decathlon Best CDB | 53.68 | Bryan CLAY | USA | 25 | Helsinki (Olympic Stadium) | 10 Aug 2005 |
| Area Record AR | | National Record NR | | Personal Best PB | | Season Best SB |

3 October 2019

| RANK | PLACE | GROUP | BIB | NAME | COUNTRY | DATE of BIRTH | RESULT | | POINTS | TOTAL |
|------|-------|-------|-----|-------------------------|---------|---------------|--------------|-----------|--------|-------|
| 1 | 1 | B | | Niklas KAUL | GER | 11 Feb 98 | 49.20 | PB | 854 | 5912 |
| 2 | 1 | A | | Ilya SHKURENYOV | ANA | 11 Jan 91 | 48.75 | PB | 844 | 6123 |
| 3 | 2 | B | | Keisuke USHIRO | JPN | 24 Jul 86 | 48.41 | SB | 837 | 5421 |
| 4 | 2 | A | | Kevin MAYER | FRA | 10 Feb 92 | 48.34 | | 836 | 6310 |
| 5 | 3 | A | | Devon WILLIAMS | USA | 17 Jan 94 | 47.32 | | 815 | 5943 |
| 6 | 3 | B | | Paweł WIESIOŁEK | POL | 13 Aug 91 | 47.20 | | 812 | 5854 |
| 7 | 4 | B | | Martin ROE | NOR | 1 Apr 92 | 47.18 | | 812 | 4798 |
| 8 | 4 | A | | Maicel UIBO | EST | 27 Dec 92 | 46.64 | SB | 801 | 6038 |
| 9 | 5 | B | | Vitaliy ZHUK | BLR | 10 Sep 96 | 46.64 | | 801 | 5782 |
| 10 | 6 | B | | Solomon SIMMONS | USA | 26 Sep 93 | 46.26 | SB | 793 | 6011 |
| 11 | 5 | A | | Thomas VAN DER PLAETSEN | BEL | 24 Dec 90 | 46.17 | | 791 | 5672 |
| 12 | 7 | B | | Pieter BRAUN | NED | 21 Jan 93 | 45.59 | | 779 | 5930 |
| 13 | 6 | A | | Tim NOWAK | GER | 13 Aug 95 | 45.02 | | 767 | 5756 |
| 14 | 7 | A | | Kai KAZMIREK | GER | 28 Jan 91 | 44.85 | SB | 764 | 5079 |
| 15 | 8 | A | | Cedric DUBLER | AUS | 13 Jan 95 | 44.30 | PB | 752 | 5845 |
| 16 | 9 | A | | Harrison WILLIAMS | USA | 7 Mar 96 | 44.23 | PB | 751 | 5801 |
| 17 | 8 | B | | Georni JARAMILLO | VEN | 6 Mar 89 | 44.00 | | 746 | 5204 |
| 18 | 10 | A | | Janek ÕIGLANE | EST | 25 Apr 94 | 43.37 | | 733 | 5756 |
| 19 | 9 | B | | Fredrik SAMUELSSON | SWE | 16 Feb 95 | 42.71 | | 720 | 5628 |
| 20 | 10 | B | | Damian WARNER | CAN | 4 Nov 89 | 42.19 | | 709 | 6254 |
| 21 | 11 | A | | Pierce LEPAGE | CAN | 22 Jan 96 | 41.19 | | 689 | 6125 |
| | | B | | Lindon VICTOR | GRN | 23 Feb 93 | NM | | 0 | 5345 |

RESULTS



Discus Throw Men - Decathlon

| RECORDS | RESULT NAME | COUNTRY | AGE | VENUE | DATE |
|----------------------------------|---------------------------|-------------------------|-----------------------|----------------------------|-------------|
| World Decathlon Best WDB | 56.50 Colin QUIRKE | IRL | 29 | Santa Barbara, CA (USA) | 6 Apr 2019 |
| Champ. Decathlon Best CDB | 53.68 Bryan CLAY | USA | 25 | Helsinki (Olympic Stadium) | 10 Aug 2005 |
| Area Record AR | National Record NR | Personal Best PB | Season Best SB | | |

Group A

3 October 2019 17:31 START TIME 26° C 61%
TEMPERATURE HUMIDITY
18:01 END TIME 26° C 61%

| PLACE | NAME | COUNTRY | DATE of BIRTH | ORDER | RESULT | 1 | 2 | 3 | POINTS | TOTAL |
|-------|-------------------------|---------|---------------|-------|------------------------|-------|-------|-------|------------|-------|
| 1 | Ilya SHKURENYOV | ANA | 11 Jan 91 | 11 | 48.75 PB | 47.06 | X | 48.75 | 844 | 6123 |
| 2 | Kevin MAYER | FRA | 10 Feb 92 | 4 | 48.34 | X | 48.34 | - | 836 | 6310 |
| 3 | Devon WILLIAMS | USA | 17 Jan 94 | 7 | 47.32 | 45.56 | 44.54 | 47.32 | 815 | 5943 |
| 4 | Maicel UIBO | EST | 27 Dec 92 | 8 | 46.64 SB | 46.64 | 45.72 | 45.32 | 801 | 6038 |
| 5 | Thomas VAN DER PLAETSEN | BEL | 24 Dec 90 | 1 | 46.17 | X | 44.08 | 46.17 | 791 | 5672 |
| 6 | Tim NOWAK | GER | 13 Aug 95 | 2 | 45.02 | 44.52 | 45.02 | X | 767 | 5756 |
| 7 | Kai KAZMIREK | GER | 28 Jan 91 | 9 | 44.85 SB | 44.85 | X | 43.31 | 764 | 5079 |
| 8 | Cedric DUBLER | AUS | 13 Jan 95 | 3 | 44.30 PB | 41.45 | 41.73 | 44.30 | 752 | 5845 |
| 9 | Harrison WILLIAMS | USA | 7 Mar 96 | 6 | 44.23 PB | 44.23 | 43.42 | X | 751 | 5801 |
| 10 | Janek ÕIGLANE | EST | 25 Apr 94 | 10 | 43.37 | X | 43.37 | 41.24 | 733 | 5756 |
| 11 | Pierce LEPAGE | CAN | 22 Jan 96 | 5 | 41.19 | 41.19 | X | X | 689 | 6125 |

Group B


3 October 2019 18:34 START TIME 26° C 61%
TEMPERATURE HUMIDITY
19:07 END TIME 26° C 61%

| PLACE | NAME | COUNTRY | DATE of BIRTH | ORDER | RESULT | 1 | 2 | 3 | POINTS | TOTAL |
|-------|--------------------|---------|---------------|-------|------------------------|-------|-------|-------|------------|-------|
| 1 | Niklas KAUL | GER | 11 Feb 98 | 6 | 49.20 PB | 48.10 | 49.20 | X | 854 | 5912 |
| 2 | Keisuke USHIRO | JPN | 24 Jul 86 | 8 | 48.41 SB | 38.88 | 47.44 | 48.41 | 837 | 5421 |
| 3 | Paweł WIESIOŁEK | POL | 13 Aug 91 | 11 | 47.20 | 45.72 | 47.20 | X | 812 | 5854 |
| 4 | Martin ROE | NOR | 1 Apr 92 | 10 | 47.18 | 47.06 | X | 47.18 | 812 | 4798 |
| 5 | Vitaliy ZHUK | BLR | 10 Sep 96 | 2 | 46.64 | X | 46.64 | X | 801 | 5782 |
| 6 | Solomon SIMMONS | USA | 26 Sep 93 | 9 | 46.26 SB | 45.25 | 46.26 | X | 793 | 6011 |
| 7 | Pieter BRAUN | NED | 21 Jan 93 | 4 | 45.59 | 45.59 | 43.70 | 44.21 | 779 | 5930 |
| 8 | Georni JARAMILLO | VEN | 6 Mar 89 | 1 | 44.00 | X | 43.04 | 44.00 | 746 | 5204 |
| 9 | Fredrik SAMUELSSON | SWE | 16 Feb 95 | 7 | 42.71 | 40.40 | 42.71 | 41.84 | 720 | 5628 |
| 10 | Damian WARNER | CAN | 4 Nov 89 | 3 | 42.19 | 38.94 | 42.19 | X | 709 | 6254 |
| | Lindon VICTOR | GRN | 23 Feb 93 | 5 | NM | X | X | X | 0 | 5345 |

DECATHLON SUMMARY AFTER 7 EVENTS

| RECORDS | RESULT NAME | COUNTRY | AGE | VENUE | DATE |
|--------------------------------|--------------------|---------|-----|----------------------------|-------------|
| World Record WR | 9126 Kevin MAYER | FRA | 26 | Talence (FRA) | 16 Sep 2018 |
| Championships Record CR | 9045 Ashton EATON | USA | 27 | Beijing (National Stadium) | 29 Aug 2015 |
| World Leading WL | 8711 Damian WARNER | CAN | 30 | Götzis (AUT) | 26 May 2019 |


2-3-4 October 2019



| PLACE | BIB | NAME | COUNTRY | POINTS | POINTS BEHIND LEADER | 100 Metres | Long Jump | Shot Put | High Jump | 400 Metres | 110 Metres Hurdles | Discus Throw | Pole Vault | Javelin Throw | 1500 Metres |
|-------|-----|-------------------------|---------|--------|----------------------|-------------------------|------------------------------------|------------------------------|-----------------------------|------------------------------|-------------------------------------|------------------------------|------------|---------------|-------------|
| 1 | | Kevin MAYER | FRA | 6310 | | 10.50 (+0.8) 975(3) | 7.56 (-0.1) 950(4) 1925(3) | 16.82 902(1) 2827(1) | 1.99 794(13) 3621(1) | 48.99 862(12) 4483(3) | 13.87 (+0.8) 991(2) 5474(2) | 48.34 836(4) 6310(1) | | | |
| 2 | | Damian WARNER | CAN | 6254 | -56 | 10.35 (+0.8) 1011(1) | 7.67 (-0.1) 977(2) 1988(2) | 15.17 800(8) 2788(2) | 2.02 822(11) 3610(2) | 48.12 903(5) 4513(1) | 13.56 (+0.8) 1032(1) 5545(1) | 42.19 709(20) 6254(2) | | | |
| 3 | | Pierce LEPAGE | CAN | 6125 | -185 | 10.36 (+0.8) 1008(2) | 7.79 (+0.2) 1007(1) 2015(1) | 13.21 680(21) 2695(4) | 2.05 850(4) 3545(4) | 47.35 941(1) 4486(2) | 14.19 (+0.8) 950(6) 5436(3) | 41.19 689(21) 6125(3) | | | |
| 4 | | Ilya SHKURENYOV | ANA | 6123 | -187 | 11.02 (+0.3) 856(15) | 7.61 (+0.5) 962(3) 1818(6) | 14.71 772(13) 2590(7) | 2.11 906(2) 3496(6) | 49.36 844(15) 4340(5) | 14.28 (+0.2) 939(8) 5279(5) | 48.75 844(2) 6123(4) | | | |
| 5 | | Maicel UIBO | EST | 6038 | -272 | 11.10 (+0.3) 838(16) | 7.46 (+0.2) 925(8) 1763(12) | 15.12 797(10) 2560(9) | 2.17 963(1) 3523(5) | 50.44 794(19) 4317(6) | 14.43 (+0.2) 920(9) 5237(6) | 46.64 801(8) 6038(5) | | | |
| 6 | | Solomon SIMMONS | USA | 6011 | -299 | 10.70 (+0.8) 929(5) | 7.37 (+0.3) 903(9) 1832(5) | 15.33 810(4) 2642(5) | 1.96 767(16) 3409(7) | 49.31 847(14) 4256(8) | 14.10 (+0.8) 962(4) 5218(7) | 46.26 793(10) 6011(6) | | | |
| 7 | | Devon WILLIAMS | USA | 5943 | -367 | 10.84 (+0.4) 897(10) | 7.36 (0.0) 900(10) 1797(8) | 13.76 714(20) 2511(14) | 1.93 740(19) 3251(14) | 48.37 891(6) 4142(13) | 13.91 (+0.8) 986(3) 5128(9) | 47.32 815(5) 5943(7) | | | |
| 8 | | Pieter BRAUN | NED | 5930 | -380 | 11.16 (+0.3) 825(19) | 7.47 (+0.5) 927(6) 1752(15) | 15.26 806(5) 2558(10) | 2.02 822(12) 3380(8) | 48.79 871(11) 4251(9) | 14.59 (+0.8) 900(12) 5151(8) | 45.59 779(12) 5930(8) | | | |
| 9 | | Niklas KAUL | GER | 5912 | -398 | 11.27 (+0.3) 801(20) | 7.19 (+0.6) 859(16) 1660(19) | 15.10 796(11) 2456(16) | 2.02 822(9) 3278(12) | 48.48 886(8) 4164(11) | 14.64 (+0.7) 894(14) 5058(11) | 49.20 854(1) 5912(9) | | | |
| 10 | | Paweł WIESIOŁEK | POL | 5854 | -456 | 10.76 (+0.4) 915(8) | 7.02 (0.0) 818(20) 1733(16) | 15.26 806(6) 2539(12) | 1.96 767(16) 3306(11) | 49.37 844(16) 4150(12) | 14.65 (+0.7) 892(15) 5042(13) | 47.20 812(6) 5854(10) | | | |
| 11 | | Cedric DUBLER | AUS | 5845 | -465 | 10.75 (+0.8) 917(6) | 7.25 (-0.2) 874(14) 1791(9) | 12.43 633(22) 2424(18) | 2.02 822(7) 3246(15) | 48.41 889(7) 4135(14) | 14.13 (+0.8) 958(5) 5093(10) | 44.30 752(15) 5845(11) | | | |
| 12 | | Harrison WILLIAMS | USA | 5801 | -509 | 10.76 (+0.8) 915(7) | 7.14 (+0.6) 847(17) 1762(13) | 13.78 715(18) 2477(15) | 1.93 740(18) 3217(19) | 47.93 913(3) 4130(15) | 14.43 (+0.7) 920(10) 5050(12) | 44.23 751(16) 5801(12) | | | |
| 13 | | Vitaliy ZHUK | BLR | 5782 | -528 | 10.95 (+0.4) 872(14) | 6.63 (+0.1) 727(22) 1599(21) | 15.13 798(9) 2397(20) | 1.96 767(14) 3164(20) | 48.08 905(4) 4069(17) | 14.49 (+0.7) 912(11) 4981(16) | 46.64 801(9) 5782(13) | | | |
| 14 | | Janek ÕIGLANE | EST | 5756 | -554 | 10.94 (+0.3) 874(13) | 7.32 (+0.5) 891(11) 1765(11) | 15.20 802(7) 2567(8) | 1.96 767(15) 3334(10) | 49.14 855(13) 4189(10) | 15.13 (+0.7) 834(19) 5023(14) | 43.37 733(18) 5756(14) | | | |
| 14 | | Tim NOWAK | GER | 5756 | -554 | 11.12 (+0.3) 834(17) | 7.07 (+0.3) 830(19) 1664(18) | 14.69 771(14) 2435(17) | 2.02 822(8) 3257(13) | 49.60 833(17) 4090(16) | 14.60 (+0.2) 899(13) 4989(15) | 45.02 767(13) 5756(14) | | | |
| 16 | | Thomas VAN DER PLAETSEN | BEL | 5672 | -638 | 11.38 (+0.3) 778(21) | 7.20 (+0.4) 862(15) 1640(20) | 13.78 715(19) 2355(21) | 2.08 878(3) 3233(17) | 50.89 774(20) 4007(19) | 14.80 (+0.2) 874(17) 4881(18) | 46.17 791(11) 5672(16) | | | |
| 17 | | Fredrik SAMUELSSON | SWE | 5628 | -682 | 11.13 (+0.4) 832(18) | 7.11 (+0.8) 840(18) 1672(17) | 13.97 727(17) 2399(19) | 2.02 822(10) 3221(18) | 50.08 811(18) 4032(18) | 14.78 (+0.7) 876(16) 4908(17) | 42.71 720(19) 5628(17) | | | |

DECATHLON SUMMARY AFTER 7 EVENTS

2-3-4 October 2019



| PLACE | BIB | NAME | COUNTRY | POINTS | POINTS BEHIND LEADER | 100 Metres | Long Jump | Shot Put | High Jump | 400 Metres | 110 Metres Hurdles | Discus Throw | Pole Vault | Javelin Throw | 1500 Metres |
|-------|-----|-------------------|---------|--------|----------------------|-------------------------|------------------------|------------------|-----------------|------------------|-------------------------|------------------|------------|---------------|-------------|
| 18 | | Keisuke USHIRO | JPN | 5421 | -889 | 11.44 (+0.3) 765(23) | 6.90 (+0.4) 790(21) | 14.31 747(15) | 1.90 714(20) | 51.42 750(21) | 15.26 (+0.2) 818(20) | 48.41 837(9) | | | |
| | | | | | | | 1555(22) | 2302(22) | 3016(21) | 3766(20) | 4584(19) | 5421(18) | | | |
| 19 | | Lindon VICTOR | GRN | 5345 | -965 | 10.66 (+0.8) 938(4) | 7.51 (+0.2) 937(5) | 16.24 866(2) | 2.05 850(4) | 48.55 883(9) | 14.82 (+0.2) 871(18) | NM 0 | | | |
| | | | | | | | 1875(4) | 2741(3) | 3591(3) | 4474(4) | 5345(4) | 5345(19) | | | |
| 20 | | Georni JARAMILLO | VEN | 5204 | -1106 | 10.88 (+0.4) 888(11) | 7.47 (+0.7) 927(7) | 15.42 816(3) | NM 0 | 48.66 877(10) | 14.19 (+0.8) 950(7) | 44.00 746(17) | | | |
| | | | | | | | 1815(7) | 2631(6) | 2631(22) | 3508(21) | 4458(20) | 5204(20) | | | |
| 21 | | Kai KAZMIREK | GER | 5079 | -1231 | 10.82 (+0.4) 901(9) | 7.26 (+0.5) 876(13) | 14.30 747(16) | 2.05 850(6) | 47.35 941(2) | DNF 0 | 44.85 764(14) | | | |
| | | | | | | | 1777(10) | 2524(13) | 3374(9) | 4315(7) | 4315(21) | 5079(21) | | | |
| 22 | | Martin ROE | NOR | 4798 | -1512 | 10.94 (+0.4) 874(12) | 7.28 (+0.1) 881(12) | 15.08 795(12) | 1.87 687(21) | DQ 0 | 15.86 (+0.2) 749(21) | 47.18 812(7) | | | |
| | | | | | | | 1755(14) | 2550(11) | 3237(16) | 3237(22) | 3986(22) | 4798(22) | | | |
| | | Basile ROLNIN | FRA | DNF | | 11.42 (+0.4) 769(22) | DNS | | | | | | | | |
| | | Timothy DUCKWORTH | GBR | DNF | | DNS | | | | | | | | | |

SUMMARY



Pole Vault Men - Decathlon

| RECORDS | RESULT | NAME | COUNTRY | AGE | VENUE | DATE |
|----------------------------------|-------------|---------------------------|---------|-------------------------|----------------------|-----------------------|
| World Decathlon Best WDB | 5.76 | Tim LOBINGER | GER | 27 | Leverkusen | 16 Sep 1999 |
| Champ. Decathlon Best CDB | 5.50 | Sébastien LEVICQ | FRA | 28 | Sevilla (La Cartuja) | 25 Aug 1999 |
| Area Record AR | | National Record NR | | Personal Best PB | | Season Best SB |

3 October 2019

| RANK | PLACE | GROUP | BIB | NAME | COUNTRY | DATE of BIRTH | RESULT | | POINTS | TOTAL |
|------|-------|-------|-----|-------------------------|---------|---------------|-------------|-----------|-------------|-------|
| 1 | 1 | A | | Maicel UIBO | EST | 27 Dec 92 | 5.40 | PB | 1035 | 7073 |
| 2 | 2 | A | | Thomas VAN DER PLAETSEN | BEL | 24 Dec 90 | 5.30 | | 1004 | 6676 |
| 3 | 3 | A | | Kai KAZMIREK | GER | 28 Jan 91 | 5.20 | PB | 972 | 6051 |
| 4 | 4 | A | | Pierce LEPAGE | CAN | 22 Jan 96 | 5.20 | | 972 | 7097 |
| 5 | 5 | A | | Ilya SHKURENYOV | ANA | 11 Jan 91 | 5.20 | | 972 | 7095 |
| 6 | 1 | B | | Niklas KAUL | GER | 11 Feb 98 | 5.00 | PB | 910 | 6822 |
| 6 | 6 | A | | Janek ÖIGLANE | EST | 25 Apr 94 | 5.00 | | 910 | 6666 |
| 8 | 7 | A | | Tim NOWAK | GER | 13 Aug 95 | 4.90 | | 880 | 6636 |
| 9 | 2 | B | | Pawet WIESIOŁEK | POL | 13 Aug 91 | 4.90 | PB | 880 | 6734 |
| 10 | 3 | B | | Fredrik SAMUELSSON | SWE | 16 Feb 95 | 4.80 | | 849 | 6477 |
| 10 | 3 | B | | Vitaliy ZHUK | BLR | 10 Sep 96 | 4.80 | SB | 849 | 6631 |
| 10 | 8 | A | | Harrison WILLIAMS | USA | 7 Mar 96 | 4.80 | | 849 | 6650 |
| 13 | 5 | B | | Pieter BRAUN | NED | 21 Jan 93 | 4.80 | | 849 | 6779 |
| 14 | 6 | B | | Solomon SIMMONS | USA | 26 Sep 93 | 4.80 | | 849 | 6860 |
| 15 | 7 | B | | Damian WARNER | CAN | 4 Nov 89 | 4.70 | | 819 | 7073 |
| 15 | 9 | A | | Cedric DUBLER | AUS | 13 Jan 95 | 4.70 | | 819 | 6664 |
| 17 | 8 | B | | Martin ROE | NOR | 1 Apr 92 | 4.60 | | 790 | 5588 |
| 18 | 9 | B | | Keisuke USHIRO | JPN | 24 Jul 86 | 4.50 | | 760 | 6181 |
| 19 | 10 | B | | Georni JARAMILLO | VEN | 6 Mar 89 | 4.40 | SB | 731 | 5935 |
| | | A | | Devon WILLIAMS | USA | 17 Jan 94 | NM | | 0 | 5943 |
| | | A | | Kevin MAYER | FRA | 10 Feb 92 | NM | | 0 | 6310 |
| | | B | | Lindon VICTOR | GRN | 23 Feb 93 | NM | | 0 | 5345 |

RESULTS



Pole Vault Men - Decathlon

| RECORDS | RESULT NAME | COUNTRY | AGE | VENUE | DATE |
|----------------------------------|------------------------------|-------------------------|-----------------------|----------------------|-------------|
| World Decathlon Best WDB | 5.76 Tim LOBINGER | GER | 27 | Leverkusen | 16 Sep 1999 |
| Champ. Decathlon Best CDB | 5.50 Sébastien LEVICQ | FRA | 28 | Sevilla (La Cartuja) | 25 Aug 1999 |
| Area Record AR | National Record NR | Personal Best PB | Season Best SB | | |

Group A **3 October 2019** 19:05 START TIME 26° C TEMPERATURE 61% HUMIDITY
21:02 END TIME 26° C 61%

| PLACE | NAME | COUNTRY | DATE of BIRTH | ORDER | RESULT | PB | 4.20 | 4.30 | 4.40 | 4.50 | 4.60 | 4.70 | 4.80 | 4.90 | 5.00 | 5.10 | 5.20 | POINTS | TOTAL |
|-------|-------------------------|---------|---------------|-------|-------------|-----------|------|------|------|------|------|------|------|------|------|------|------|-------------|-------------|
| | | | | | | | 5.30 | 5.40 | 5.50 | | | | | | | | | | |
| 1 | Maicel UIBO | EST | 27 Dec 92 | 6 | 5.40 | PB | - | - | - | - | - | - | - | - | 0 | 0 | 0 | 1035 | 7073 |
| | | | | | | | XXO | XO | XXX | | | | | | | | | | |
| 2 | Thomas VAN DER PLAETSEN | BEL | 24 Dec 90 | 7 | 5.30 | | - | - | - | - | - | - | - | - | 0 | - | XXO | 1004 | 6676 |
| | | | | | | | 0 | XXX | | | | | | | | | | | |
| 3 | Kai KAZMIREK | GER | 28 Jan 91 | 10 | 5.20 | PB | - | - | - | - | - | - | - | 0 | - | XO | 0 | 972 | 6051 |
| | | | | | | | XXX | | | | | | | | | | | | |
| 4 | Pierce LEPAGE | CAN | 22 Jan 96 | 1 | 5.20 | | - | - | - | - | - | 0 | - | 0 | 0 | XO | | 972 | 7097 |
| | | | | | | | XXX | | | | | | | | | | | | |
| 5 | Ilya SHKURENYOV | ANA | 11 Jan 91 | 8 | 5.20 | | - | - | - | - | - | XO | - | 0 | XO | XXO | | 972 | 7095 |
| | | | | | | | XXX | | | | | | | | | | | | |
| 6 | Janek ÕIGLANE | EST | 25 Apr 94 | 3 | 5.00 | | - | - | - | - | - | 0 | - | 0 | XXX | | | 910 | 6666 |
| | | | | | | | | | | | | | | | | | | | |
| 7 | Tim NOWAK | GER | 13 Aug 95 | 4 | 4.90 | | - | - | - | - | 0 | XXO | 0 | XXX | | | | 880 | 6636 |
| | | | | | | | | | | | | | | | | | | | |
| 8 | Harrison WILLIAMS | USA | 7 Mar 96 | 5 | 4.80 | | - | - | - | - | 0 | XO | - | XXX | | | | 849 | 6650 |
| | | | | | | | | | | | | | | | | | | | |
| 9 | Cedric DUBLER | AUS | 13 Jan 95 | 11 | 4.70 | | - | - | - | - | XO | - | XXX | | | | | 819 | 6664 |
| | | | | | | | | | | | | | | | | | | | |
| | Kevin MAYER | FRA | 10 Feb 92 | 9 | NM | | - | - | - | - | XXr | | | | | | | 0 | 6310 |
| | | | | | | | | | | | | | | | | | | | |
| | Devon WILLIAMS | USA | 17 Jan 94 | 2 | NM | | - | - | - | XXX | | | | | | | | 0 | 5943 |
| | | | | | | | | | | | | | | | | | | | |

RESULTS
Pole Vault Men - Decathlon

Group B


3 October 2019 20:05 START TIME 26° C 61 %
 21:34 END TIME TEMPERATURE HUMIDITY
 26° C 61 %

| PLACE | NAME | COUNTRY | DATE of BIRTH | ORDER | RESULT | | 3.80 | 3.90 | 4.00 | 4.10 | 4.20 | 4.30 | 4.40 | 4.50 | 4.60 | 4.70 | 4.80 | POINTS | TOTAL |
|-------|--------------------|---------|---------------|-------|-------------|----|------|------|------|------|------|------|------|------|------|------|------|------------|-------|
| | | | | | | | 4.90 | 5.00 | | | | | | | | | | | |
| 1 | Niklas KAUL | GER | 11 Feb 98 | 11 | 5.00 | PB | - | - | - | - | - | - | - | - | 0 | 0 | 0 | 910 | 6822 |
| 2 | Paweł WIESIOŁEK | POL | 13 Aug 91 | 2 | 4.90 | PB | 0 | 0 | - | - | - | - | - | 0 | 0 | 0 | 0 | 880 | 6734 |
| 3 | Fredrik SAMUELSSON | SWE | 16 Feb 95 | 5 | 4.80 | | XO | XXX | - | - | - | - | - | - | 0 | 0 | XO | 849 | 6477 |
| 3 | Vitaliy ZHUK | BLR | 10 Sep 96 | 10 | 4.80 | SB | XXX | - | - | - | - | - | 0 | - | 0 | 0 | XO | 849 | 6631 |
| 5 | Pieter BRAUN | NED | 21 Jan 93 | 6 | 4.80 | | XXX | - | - | - | - | - | - | 0 | XO | 0 | XXO | 849 | 6779 |
| 6 | Solomon SIMMONS | USA | 26 Sep 93 | 7 | 4.80 | | XXX | - | - | - | - | - | XO | - | 0 | XO | XXO | 849 | 6860 |
| 7 | Damian WARNER | CAN | 4 Nov 89 | 9 | 4.70 | | XXX | - | - | - | - | - | - | 0 | 0 | XO | XXX | 819 | 7073 |
| 8 | Martin ROE | NOR | 1 Apr 92 | 8 | 4.60 | | - | - | - | - | - | - | - | XO | XO | XXX | | 790 | 5588 |
| 9 | Keisuke USHIRO | JPN | 24 Jul 86 | 4 | 4.50 | | - | - | - | - | - | - | - | XO | XXX | | | 760 | 6181 |
| 10 | Georni JARAMILLO | VEN | 6 Mar 89 | 3 | 4.40 | SB | - | - | - | - | - | - | 0 | XXX | | | | 731 | 5935 |
| | Lindon VICTOR | GRN | 23 Feb 93 | 1 | NM | | - | - | - | - | - | - | - | XXX | | | | 0 | 5345 |

DECATHLON SUMMARY AFTER 8 EVENTS

| RECORDS | RESULT NAME | COUNTRY | AGE | VENUE | DATE |
|--------------------------------|--------------------|---------|-----|----------------------------|-------------|
| World Record WR | 9126 Kevin MAYER | FRA | 26 | Talence (FRA) | 16 Sep 2018 |
| Championships Record CR | 9045 Ashton EATON | USA | 27 | Beijing (National Stadium) | 29 Aug 2015 |
| World Leading WL | 8711 Damian WARNER | CAN | 30 | Götzis (AUT) | 26 May 2019 |

2-3-4 October 2019



| PLACE | BIB | NAME | COUNTRY | POINTS | POINTS BEHIND LEADER | 100 Metres | Long Jump | Shot Put | High Jump | 400 Metres | 110 Metres Hurdles | Discus Throw | Pole Vault | Javelin Throw | 1500 Metres |
|-------|-----|-------------------------|---------|-------------|----------------------|-------------------------|------------------------------------|------------------------------|-----------------------------|------------------------------|-------------------------------------|------------------------------|-----------------------------|---------------|-------------|
| 1 | | Pierce LEPAGE | CAN | 7097 | | 10.36 (+0.8) 1008(2) | 7.79 (+0.2) 1007(1) 2015(1) | 13.21 680(21) 2695(4) | 2.05 850(4) 3545(4) | 47.35 941(1) 4486(2) | 14.19 (+0.8) 950(6) 5436(3) | 41.19 689(21) 6125(3) | 5.20 972(4) 7097(1) | | |
| 2 | | Ilya SHKURENYOV | ANA | 7095 | -2 | 11.02 (+0.3) 856(15) | 7.61 (+0.5) 962(3) 1818(6) | 14.71 772(13) 2590(7) | 2.11 906(2) 3496(6) | 49.36 844(15) 4340(5) | 14.28 (+0.2) 939(8) 5279(5) | 48.75 844(2) 6123(4) | 5.20 972(5) 7095(2) | | |
| 3 | | Damian WARNER | CAN | 7073 | -24 | 10.35 (+0.8) 1011(1) | 7.67 (-0.1) 977(2) 1988(2) | 15.17 800(8) 2788(2) | 2.02 822(11) 3610(2) | 48.12 903(5) 4513(1) | 13.56 (+0.8) 1032(1) 5545(1) | 42.19 709(20) 6254(2) | 4.70 819(15) 7073(3) | | |
| 3 | | Maicel UIBO | EST | 7073 | -24 | 11.10 (+0.3) 838(16) | 7.46 (+0.2) 925(8) 1763(12) | 15.12 797(10) 2560(9) | 2.17 963(1) 3523(5) | 50.44 794(19) 4317(6) | 14.43 (+0.2) 920(9) 5237(6) | 46.64 801(8) 6038(5) | 5.40 1035(1) 7073(3) | | |
| 5 | | Solomon SIMMONS | USA | 6860 | -237 | 10.70 (+0.8) 929(5) | 7.37 (+0.3) 903(9) 1832(5) | 15.33 810(4) 2642(5) | 1.96 767(16) 3409(7) | 49.31 847(14) 4256(8) | 14.10 (+0.8) 962(4) 5218(7) | 46.26 793(10) 6011(6) | 4.80 849(14) 6860(5) | | |
| 6 | | Niklas KAUL | GER | 6822 | -275 | 11.27 (+0.3) 801(20) | 7.19 (+0.6) 859(16) 1660(19) | 15.10 796(11) 2456(16) | 2.02 822(9) 3278(12) | 48.48 886(8) 4164(11) | 14.64 (+0.7) 894(14) 5058(11) | 49.20 854(1) 5912(9) | 5.00 910(6) 6822(6) | | |
| 7 | | Pieter BRAUN | NED | 6779 | -318 | 11.16 (+0.3) 825(19) | 7.47 (+0.5) 927(6) 1752(15) | 15.26 806(5) 2558(10) | 2.02 822(12) 3380(8) | 48.79 871(11) 4251(9) | 14.59 (+0.8) 900(12) 5151(8) | 45.59 779(12) 5930(8) | 4.80 849(13) 6779(7) | | |
| 8 | | Pawet WIESIOŁEK | POL | 6734 | -363 | 10.76 (+0.4) 915(8) | 7.02 (0.0) 818(20) 1733(16) | 15.26 806(6) 2539(12) | 1.96 767(16) 3306(11) | 49.37 844(16) 4150(12) | 14.65 (+0.7) 892(15) 5042(13) | 47.20 812(6) 5854(10) | 4.90 880(9) 6734(8) | | |
| 9 | | Thomas VAN DER PLAETSEN | BEL | 6676 | -421 | 11.38 (+0.3) 778(21) | 7.20 (+0.4) 862(15) 1640(20) | 13.78 715(19) 2355(21) | 2.08 878(3) 3233(17) | 50.89 774(20) 4007(19) | 14.80 (+0.2) 874(17) 4881(18) | 46.17 791(11) 5672(16) | 5.30 1004(2) 6676(9) | | |
| 10 | | Janek ÕIGLANE | EST | 6666 | -431 | 10.94 (+0.3) 874(13) | 7.32 (+0.5) 891(11) 1765(11) | 15.20 802(7) 2567(8) | 1.96 767(15) 3334(10) | 49.14 855(13) 4189(10) | 15.13 (+0.7) 834(19) 5023(14) | 43.37 733(18) 5756(14) | 5.00 910(6) 6666(10) | | |
| 11 | | Cedric DUBLER | AUS | 6664 | -433 | 10.75 (+0.8) 917(6) | 7.25 (-0.2) 874(14) 1791(9) | 12.43 633(22) 2424(18) | 2.02 822(7) 3246(15) | 48.41 889(7) 4135(14) | 14.13 (+0.8) 958(5) 5093(10) | 44.30 752(15) 5845(11) | 4.70 819(15) 6664(11) | | |
| 12 | | Harrison WILLIAMS | USA | 6650 | -447 | 10.76 (+0.8) 915(7) | 7.14 (+0.6) 847(17) 1762(13) | 13.78 715(18) 2477(15) | 1.93 740(18) 3217(19) | 47.93 913(3) 4130(15) | 14.43 (+0.7) 920(10) 5050(12) | 44.23 751(16) 5801(12) | 4.80 849(10) 6650(12) | | |
| 13 | | Tim NOWAK | GER | 6636 | -461 | 11.12 (+0.3) 834(17) | 7.07 (+0.3) 830(19) 1664(18) | 14.69 771(14) 2435(17) | 2.02 822(8) 3257(13) | 49.60 833(17) 4090(16) | 14.60 (+0.2) 899(13) 4989(15) | 45.02 767(13) 5756(14) | 4.90 880(8) 6636(13) | | |
| 14 | | Vitaliy ZHUK | BLR | 6631 | -466 | 10.95 (+0.4) 872(14) | 6.63 (+0.1) 727(22) 1599(21) | 15.13 798(9) 2397(20) | 1.96 767(14) 3164(20) | 48.08 905(4) 4069(17) | 14.49 (+0.7) 912(11) 4981(16) | 46.64 801(9) 5782(13) | 4.80 849(10) 6631(14) | | |
| 15 | | Fredrik SAMUELSSON | SWE | 6477 | -620 | 11.13 (+0.4) 832(18) | 7.11 (+0.8) 840(18) 1672(17) | 13.97 727(17) 2399(19) | 2.02 822(10) 3221(18) | 50.08 811(18) 4032(18) | 14.78 (+0.7) 876(16) 4908(17) | 42.71 720(19) 5628(17) | 4.80 849(10) 6477(15) | | |
| 16 | | Kevin MAYER | FRA | 6310 | -787 | 10.50 (+0.8) 975(3) | 7.56 (-0.1) 950(4) 1925(3) | 16.82 902(1) 2827(1) | 1.99 794(13) 3621(1) | 48.99 862(12) 4483(3) | 13.87 (+0.8) 991(2) 5474(2) | 48.34 836(4) 6310(1) | NM 0 6310(16) | | |
| 17 | | Keisuke USHIRO | JPN | 6181 | -916 | 11.44 (+0.3) 765(23) | 6.90 (+0.4) 790(21) 1555(22) | 14.31 747(15) 2302(22) | 1.90 714(20) 3016(21) | 51.42 750(21) 3766(20) | 15.26 (+0.2) 818(20) 4584(19) | 48.41 837(3) 5421(18) | 4.50 760(18) 6181(17) | | |

DECATHLON SUMMARY AFTER 8 EVENTS

2-3-4 October 2019



| PLACE | BIB | NAME | COUNTRY | POINTS | POINTS BEHIND LEADER | 100 Metres | Long Jump | Shot Put | High Jump | 400 Metres | 110 Metres Hurdles | Discus Throw | Pole Vault | Javelin Throw | 1500 Metres |
|-------|-----|-------------------|---------|--------|----------------------|-------------------------|------------------------------------|------------------------------|-----------------------------|------------------------------|-------------------------------------|------------------------------|-----------------------------|---------------|-------------|
| 18 | | Kai KAZMIREK | GER | 6051 | -1046 | 10.82 (+0.4) 901(9) | 7.26 (+0.5) 876(13) 1777(10) | 14.30 747(16) 2524(13) | 2.05 850(6) 3374(9) | 47.35 941(2) 4315(7) | DNF 0 4315(21) | 44.85 764(14) 5079(21) | 5.20 972(3) 6051(18) | | |
| 19 | | Devon WILLIAMS | USA | 5943 | -1154 | 10.84 (+0.4) 897(10) | 7.36 (0.0) 900(10) 1797(8) | 13.76 714(20) 2511(14) | 1.93 740(19) 3251(14) | 48.37 891(6) 4142(13) | 13.91 (+0.8) 986(3) 5128(9) | 47.32 815(5) 5943(7) | NM 0 5943(19) | | |
| 20 | | Georni JARAMILLO | VEN | 5935 | -1162 | 10.88 (+0.4) 888(11) | 7.47 (+0.7) 927(7) 1815(7) | 15.42 816(3) 2631(6) | NM 0 2631(22) | 48.66 877(10) 3508(21) | 14.19 (+0.8) 950(7) 4458(20) | 44.00 746(17) 5204(20) | 4.40 731(19) 5935(20) | | |
| 21 | | Martin ROE | NOR | 5588 | -1509 | 10.94 (+0.4) 874(12) | 7.28 (+0.1) 881(12) 1755(14) | 15.08 795(12) 2550(11) | 1.87 687(21) 3237(16) | DQ 0 3237(22) | 15.86 (+0.2) 749(21) 3986(22) | 47.18 812(7) 4798(22) | 4.60 790(17) 5588(21) | | |
| 22 | | Lindon VICTOR | GRN | 5345 | -1752 | 10.66 (+0.8) 938(4) | 7.51 (+0.2) 937(5) 1875(4) | 16.24 866(2) 2741(3) | 2.05 850(4) 3591(3) | 48.55 883(9) 4474(4) | 14.82 (+0.2) 871(18) 5345(4) | NM 0 5345(19) | NM 0 5345(22) | | |
| | | Basile ROLNIN | FRA | DNF | | 11.42 (+0.4) 769(22) | DNS | | | | | | | | |
| | | Timothy DUCKWORTH | GBR | DNF | | DNS | | | | | | | | | |

SUMMARY



Javelin Throw Men - Decathlon

| RECORDS | RESULT | NAME | COUNTRY | AGE | VENUE | DATE |
|----------------------------------|--------------|---------------------------|---------|-------------------------|--------------|-----------------------|
| World Decathlon Best WDB | 79.80 | Peter BLANK | GER | 30 | Emmelshausen | 19 Jul 1992 |
| Champ. Decathlon Best CDB | 79.05 | Niklas KAUL | GER | 21 | Doha | 3 Oct 2019 |
| Area Record AR | | National Record NR | | Personal Best PB | | Season Best SB |

3 October 2019

| RANK | PLACE | GROUP | BIB | NAME | COUNTRY | DATE of BIRTH | RESULT | | POINTS | TOTAL |
|------|-------|-------|-----|-------------------------|---------|---------------|--------------|------------|-------------|-------------|
| 1 | 1 | B | | Niklas KAUL | GER | 11 Feb 98 | 79.05 | CDB | 1028 | 7850 |
| 2 | 1 | A | | Janek ÕIGLANE | EST | 25 Apr 94 | 72.46 | PB | 927 | 7593 |
| 3 | 2 | A | | Maicel UIBO | EST | 27 Dec 92 | 63.83 | SB | 796 | 7869 |
| 4 | 3 | A | | Thomas VAN DER PLAETSEN | BEL | 24 Dec 90 | 63.67 | SB | 793 | 7469 |
| 5 | 2 | B | | Damian WARNER | CAN | 4 Nov 89 | 62.87 | | 781 | 7854 |
| 6 | 3 | B | | Keisuke USHIRO | JPN | 24 Jul 86 | 61.36 | | 758 | 6939 |
| 7 | 4 | B | | Martin ROE | NOR | 1 Apr 92 | 60.61 | | 747 | 6335 |
| 8 | 4 | A | | Kai KAZMIREK | GER | 28 Jan 91 | 60.08 | SB | 739 | 6790 |
| 9 | 5 | B | | Pieter BRAUN | NED | 21 Jan 93 | 59.84 | | 735 | 7514 |
| 10 | 5 | A | | Ilya SHKURENYOV | ANA | 11 Jan 91 | 59.56 | SB | 731 | 7826 |
| 11 | 6 | A | | Cedric DUBLER | AUS | 13 Jan 95 | 59.04 | PB | 723 | 7387 |
| 12 | 6 | B | | Vitaliy ZHUK | BLR | 10 Sep 96 | 58.66 | | 718 | 7349 |
| 13 | 7 | B | | Georni JARAMILLO | VEN | 6 Mar 89 | 58.15 | | 710 | 6645 |
| 14 | 7 | A | | Pierce LEPAGE | CAN | 22 Jan 96 | 57.42 | SB | 699 | 7796 |
| 15 | 8 | B | | Fredrik SAMUELSSON | SWE | 16 Feb 95 | 57.39 | | 699 | 7176 |
| 16 | 8 | A | | Tim NOWAK | GER | 13 Aug 95 | 56.76 | | 689 | 7325 |
| 17 | 9 | B | | Pawet WIESIOŁEK | POL | 13 Aug 91 | 55.00 | | 663 | 7397 |
| 18 | 10 | B | | Solomon SIMMONS | USA | 26 Sep 93 | 53.25 | | 637 | 7497 |
| 19 | 9 | A | | Harrison WILLIAMS | USA | 7 Mar 96 | 48.59 | | 568 | 7218 |
| | | A | | Devon WILLIAMS | USA | 17 Jan 94 | DNS | | | 0 |
| | | A | | Kevin MAYER | FRA | 10 Feb 92 | DNS | | | 0 |
| | | B | | Lindon VICTOR | GRN | 23 Feb 93 | DNS | | | 0 |

RESULTS



Javelin Throw Men - Decathlon

| RECORDS | RESULT NAME | COUNTRY | AGE | VENUE | DATE |
|----------------------------------|---------------------------|-------------------------|-----------------------|--------------|-------------|
| World Decathlon Best WDB | 79.80 Peter BLANK | GER | 30 | Emmelshausen | 19 Jul 1992 |
| Champ. Decathlon Best CDB | 79.05 Niklas KAUL | GER | 21 | Doha | 3 Oct 2019 |
| Area Record AR | National Record NR | Personal Best PB | Season Best SB | | |

Group A

3 October 2019 22:07 START TIME 26° C TEMPERATURE 61% HUMIDITY
22:34 END TIME 26° C 61%

| PLACE | NAME | COUNTRY | DATE of BIRTH | ORDER | RESULT | 1 | 2 | 3 | POINTS | TOTAL |
|-------|-------------------------|---------|---------------|-------|------------------------|-------|-------|-------|------------|-------------|
| 1 | Janek ÕIGLANE | EST | 25 Apr 94 | 1 | 72.46 PB | 72.46 | 69.90 | 70.28 | 927 | 7593 |
| 2 | Maicel UIBO | EST | 27 Dec 92 | 11 | 63.83 SB | 63.83 | 63.41 | 60.79 | 796 | 7869 |
| 3 | Thomas VAN DER PLAETSEN | BEL | 24 Dec 90 | 3 | 63.67 SB | 62.23 | 61.00 | 63.67 | 793 | 7469 |
| 4 | Kai KAZMIREK | GER | 28 Jan 91 | 5 | 60.08 SB | 60.08 | 58.16 | 58.94 | 739 | 6790 |
| 5 | Ilya SHKURENYOV | ANA | 11 Jan 91 | 6 | 59.56 SB | 57.38 | 59.56 | 58.64 | 731 | 7826 |
| 6 | Cedric DUBLER | AUS | 13 Jan 95 | 10 | 59.04 PB | 59.04 | 53.55 | 54.29 | 723 | 7387 |
| 7 | Pierce LEPAGE | CAN | 22 Jan 96 | 4 | 57.42 SB | 57.42 | 55.32 | - | 699 | 7796 |
| 8 | Tim NOWAK | GER | 13 Aug 95 | 2 | 56.76 | 56.52 | X | 56.76 | 689 | 7325 |
| 9 | Harrison WILLIAMS | USA | 7 Mar 96 | 9 | 48.59 | 48.59 | 45.86 | 46.26 | 568 | 7218 |
| | Devon WILLIAMS | USA | 17 Jan 94 | 7 | DNS | | | | | 0 |
| | Kevin MAYER | FRA | 10 Feb 92 | 8 | DNS | | | | | 0 |

Group B

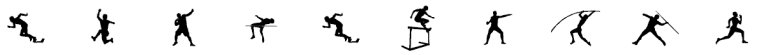
3 October 2019 23:08 START TIME 26° C TEMPERATURE 61% HUMIDITY
23:38 END TIME 26° C 61%

| PLACE | NAME | COUNTRY | DATE of BIRTH | ORDER | RESULT | 1 | 2 | 3 | POINTS | TOTAL |
|-------|--------------------|---------|---------------|-------|-------------------------|-------|-------|-------|-------------|-------------|
| 1 | Niklas KAUL | GER | 11 Feb 98 | 5 | 79.05 CDB | 75.42 | 79.05 | - | 1028 | 7850 |
| 2 | Damian WARNER | CAN | 4 Nov 89 | 10 | 62.87 | 62.87 | 56.58 | 59.52 | 781 | 7854 |
| 3 | Keisuke USHIRO | JPN | 24 Jul 86 | 9 | 61.36 | 61.36 | 60.08 | 60.09 | 758 | 6939 |
| 4 | Martin ROE | NOR | 1 Apr 92 | 4 | 60.61 | 59.22 | 58.33 | 60.61 | 747 | 6335 |
| 5 | Pieter BRAUN | NED | 21 Jan 93 | 1 | 59.84 | 56.27 | 59.84 | 59.12 | 735 | 7514 |
| 6 | Vitaliy ZHUK | BLR | 10 Sep 96 | 2 | 58.66 | 56.84 | 53.08 | 58.66 | 718 | 7349 |
| 7 | Georni JARAMILLO | VEN | 6 Mar 89 | 6 | 58.15 | 57.67 | X | 58.15 | 710 | 6645 |
| 8 | Fredrik SAMUELSSON | SWE | 16 Feb 95 | 7 | 57.39 | 49.34 | 57.39 | 55.35 | 699 | 7176 |
| 9 | Paweł WIESIOŁEK | POL | 13 Aug 91 | 11 | 55.00 | 53.74 | 55.00 | 54.11 | 663 | 7397 |
| 10 | Solomon SIMMONS | USA | 26 Sep 93 | 3 | 53.25 | X | 53.25 | X | 637 | 7497 |
| | Lindon VICTOR | GRN | 23 Feb 93 | 8 | DNS | | | | | 0 |

DECATHLON SUMMARY AFTER 9 EVENTS

| RECORDS | RESULT | NAME | COUNTRY | AGE | VENUE | DATE |
|--------------------------------|--------|---------------|---------|-----|----------------------------|-------------|
| World Record WR | 9126 | Kevin MAYER | FRA | 26 | Talence (FRA) | 16 Sep 2018 |
| Championships Record CR | 9045 | Ashton EATON | USA | 27 | Beijing (National Stadium) | 29 Aug 2015 |
| World Leading WL | 8711 | Damian WARNER | CAN | 30 | Götzis (AUT) | 26 May 2019 |


2-3-4 October 2019



| PLACE | BIB | NAME | COUNTRY | POINTS | POINTS BEHIND LEADER | 100 Metres | Long Jump | Shot Put | High Jump | 400 Metres | 110 Metres Hurdles | Discus Throw | Pole Vault | Javelin Throw | 1500 Metres |
|-------|-----|-------------------------|---------|-------------|----------------------|-------------------------|------------------------|------------------|-----------------|------------------|-------------------------|------------------|-----------------|------------------|-------------|
| 1 | | Maicel UIBO | EST | 7869 | | 11.10 (+0.3) 838(16) | 7.46 (+0.2) 925(8) | 15.12 797(10) | 2.17 963(1) | 50.44 794(19) | 14.43 (+0.2) 920(9) | 46.64 801(8) | 5.40 1035(1) | 63.83 796(3) | |
| 2 | | Damian WARNER | CAN | 7854 | -15 | 10.35 (+0.8) 1011(1) | 7.67 (-0.1) 977(2) | 15.17 800(8) | 2.02 822(11) | 48.12 903(5) | 13.56 (+0.8) 1032(1) | 42.19 709(20) | 4.70 819(15) | 62.87 781(5) | |
| 3 | | Niklas KAUL | GER | 7850 | -19 | 11.27 (+0.3) 801(20) | 7.19 (+0.6) 859(16) | 15.10 796(11) | 2.02 822(9) | 48.48 886(8) | 14.64 (+0.7) 894(14) | 49.20 854(1) | 5.00 910(6) | 79.05 1028(1) | |
| 4 | | Ilya SHKURENYOV | ANA | 7826 | -43 | 11.02 (+0.3) 856(15) | 7.61 (+0.5) 962(3) | 14.71 772(13) | 2.11 906(2) | 49.36 844(15) | 14.28 (+0.2) 939(8) | 48.75 844(2) | 5.20 972(5) | 59.56 731(10) | |
| 5 | | Pierce LEPAGE | CAN | 7796 | -73 | 10.36 (+0.8) 1008(2) | 7.79 (+0.2) 1007(1) | 13.21 680(21) | 2.05 850(4) | 47.35 941(1) | 14.19 (+0.8) 950(6) | 41.19 689(21) | 5.20 972(4) | 57.42 699(14) | |
| 6 | | Janek ÕIGLANE | EST | 7593 | -276 | 10.94 (+0.3) 874(13) | 7.32 (+0.5) 891(11) | 15.20 802(7) | 1.96 767(15) | 49.14 855(13) | 15.13 (+0.7) 834(19) | 43.37 733(18) | 5.00 910(6) | 72.46 927(2) | |
| 7 | | Pieter BRAUN | NED | 7514 | -355 | 11.16 (+0.3) 825(19) | 7.47 (+0.5) 927(6) | 15.26 806(5) | 2.02 822(12) | 48.79 871(11) | 14.59 (+0.8) 900(12) | 45.59 779(12) | 4.80 849(13) | 59.84 735(9) | |
| 8 | | Solomon SIMMONS | USA | 7497 | -372 | 10.70 (+0.8) 929(5) | 7.37 (+0.3) 903(9) | 15.33 810(4) | 1.96 767(16) | 49.31 847(14) | 14.10 (+0.8) 962(4) | 46.26 793(10) | 4.80 849(14) | 53.25 637(18) | |
| 9 | | Thomas VAN DER PLAETSEN | BEL | 7469 | -400 | 11.38 (+0.3) 778(21) | 7.20 (+0.4) 862(15) | 13.78 715(19) | 2.08 878(3) | 50.89 774(20) | 14.80 (+0.2) 874(17) | 46.17 791(11) | 5.30 1004(2) | 63.67 793(4) | |
| 10 | | Paweł WIESIOŁEK | POL | 7397 | -472 | 10.76 (+0.4) 915(8) | 7.02 (0.0) 818(20) | 15.26 806(6) | 1.96 767(16) | 49.37 844(16) | 14.65 (+0.7) 892(15) | 47.20 812(6) | 4.90 880(9) | 55.00 663(17) | |
| 11 | | Cedric DUBLER | AUS | 7387 | -482 | 10.75 (+0.8) 917(6) | 7.25 (-0.2) 874(14) | 12.43 633(22) | 2.02 822(7) | 48.41 889(7) | 14.13 (+0.8) 958(5) | 44.30 752(15) | 4.70 819(15) | 59.04 723(11) | |
| 12 | | Vitaliy ZHUK | BLR | 7349 | -520 | 10.95 (+0.4) 872(14) | 6.63 (+0.1) 727(22) | 15.13 798(9) | 1.96 767(14) | 48.08 905(4) | 14.49 (+0.7) 912(11) | 46.64 801(9) | 4.80 849(10) | 58.66 718(12) | |
| 13 | | Tim NOWAK | GER | 7325 | -544 | 11.12 (+0.3) 834(17) | 7.07 (+0.3) 830(19) | 14.69 771(14) | 2.02 822(8) | 49.60 833(17) | 14.60 (+0.2) 899(13) | 45.02 767(13) | 4.90 880(8) | 56.76 689(16) | |
| 14 | | Harrison WILLIAMS | USA | 7218 | -651 | 10.76 (+0.8) 915(7) | 7.14 (+0.6) 847(17) | 13.78 715(18) | 1.93 740(18) | 47.93 913(3) | 14.43 (+0.7) 920(10) | 44.23 751(16) | 4.80 849(10) | 48.59 568(19) | |
| 15 | | Fredrik SAMUELSSON | SWE | 7176 | -693 | 11.13 (+0.4) 832(18) | 7.11 (+0.8) 840(18) | 13.97 727(17) | 2.02 822(10) | 50.08 811(18) | 14.78 (+0.7) 876(16) | 42.71 720(19) | 4.80 849(10) | 57.39 699(15) | |
| 16 | | Keisuke USHIRO | JPN | 6939 | -930 | 11.44 (+0.3) 765(23) | 6.90 (+0.4) 790(21) | 14.31 747(15) | 1.90 714(20) | 51.42 750(21) | 15.26 (+0.2) 818(20) | 48.41 837(3) | 4.50 760(18) | 61.36 758(6) | |
| 17 | | Kai KAZMIREK | GER | 6790 | -1079 | 10.82 (+0.4) 901(9) | 7.26 (+0.5) 876(13) | 14.30 747(16) | 2.05 850(6) | 47.35 941(2) | DNF 0 | 44.85 764(14) | 5.20 972(3) | 60.08 739(8) | |

DECATHLON SUMMARY AFTER 9 EVENTS

2-3-4 October 2019



| PLACE | BIB | NAME | COUNTRY | POINTS | POINTS BEHIND LEADER | 100 Metres | Long Jump | Shot Put | High Jump | 400 Metres | 110 Metres Hurdles | Discus Throw | Pole Vault | Javelin Throw | 1500 Metres |
|-------|-----|-------------------|---------|--------|----------------------|-------------------------|------------------------------------|------------------------------|-----------------------------|------------------------------|-------------------------------------|------------------------------|-----------------------------|------------------------------|-------------|
| 18 | | Georni JARAMILLO | VEN | 6645 | -1224 | 10.88 (+0.4) 888(11) | 7.47 (+0.7) 927(7) 1815(7) | 15.42 816(3) 2631(6) | NM 0 2631(22) | 48.66 877(10) 3508(21) | 14.19 (+0.8) 950(7) 4458(20) | 44.00 746(17) 5204(20) | 4.40 731(19) 5935(20) | 58.15 710(13) 6645(18) | |
| 19 | | Martin ROE | NOR | 6335 | -1534 | 10.94 (+0.4) 874(12) | 7.28 (+0.1) 881(12) 1755(14) | 15.08 795(12) 2550(11) | 1.87 687(21) 3237(16) | DQ 0 3237(22) | 15.86 (+0.2) 749(21) 3986(22) | 47.18 812(7) 4798(22) | 4.60 790(17) 5588(21) | 60.61 747(7) 6335(19) | |
| | | Devon WILLIAMS | USA | DNF | | 10.84 (+0.4) 897(10) | 7.36 (0.0) 900(10) 1797(8) | 13.76 714(20) 2511(14) | 1.93 740(19) 3251(14) | 48.37 891(6) 4142(13) | 13.91 (+0.8) 986(3) 5128(9) | 47.32 815(5) 5943(7) | NM 0 5943(19) | DNS | |
| | | Kevin MAYER | FRA | DNF | | 10.50 (+0.8) 975(3) | 7.56 (-0.1) 950(4) 1925(3) | 16.82 902(1) 2827(1) | 1.99 794(13) 3621(1) | 48.99 862(12) 4483(3) | 13.87 (+0.8) 991(2) 5474(2) | 48.34 836(4) 6310(1) | NM 0 6310(16) | DNS | |
| | | Lindon VICTOR | GRN | DNF | | 10.66 (+0.8) 938(4) | 7.51 (+0.2) 937(5) 1875(4) | 16.24 866(2) 2741(3) | 2.05 850(4) 3591(3) | 48.55 883(9) 4474(4) | 14.82 (+0.2) 871(18) 5345(4) | NM 0 5345(19) | NM 0 5345(22) | DNS | |
| | | Basile ROLNIN | FRA | DNF | | 11.42 (+0.4) 769(22) | DNS | | | | | | | | |
| | | Timothy DUCKWORTH | GBR | DNF | | DNS | | | | | | | | | |

RESULTS



100 Metres Women - Final

| RECORDS | RESULT | NAME | COUNTRY | AGE | VENUE | DATE |
|--------------------------------|---------------------------|--------------------------|-----------------------|-----|---------------------------------------|-------------|
| World Record WR | 10.49 | Florence GRIFFITH-JOYNER | USA | 29 | Indianapolis (University Stadium), IN | 16 Jul 1988 |
| Championships Record CR | 10.70 | Marion JONES | USA | 24 | Sevilla (La Cartuja) | 22 Aug 1999 |
| World Leading WL | 10.71 | Shelly-Ann FRASER-PRYCE | JAM | 33 | Doha | 29 Sep 2019 |
| Area Record AR | National Record NR | Personal Best PB | Season Best SB | | | |

29 September 2019

23:20 START TIME

31° C TEMPERATURE 71 % HUMIDITY

+0.1m/s WIND

| PLACE | NAME | COUNTRY | DATE of BIRTH | LANE | RESULT | REACTION | Fn |
|-------|--------------------------------|---------|---------------|------|--------------|-----------|-------|
| 1 | Shelly-Ann FRASER-PRYCE | JAM | 27 Dec 86 | 6 | 10.71 | WL | 0.134 |
| 2 | Dina ASHER-SMITH | GBR | 4 Dec 95 | 7 | 10.83 | NR | 0.129 |
| 3 | Marie-Josée TA LOU | CIV | 18 Nov 88 | 4 | 10.90 | | 0.171 |
| 4 | Elaine THOMPSON | JAM | 28 Jun 92 | 5 | 10.93 | | 0.143 |
| 5 | Murielle AHOURÉ | CIV | 23 Aug 87 | 8 | 11.02 | SB | 0.142 |
| 6 | Jonielle SMITH | JAM | 30 Jan 96 | 9 | 11.06 | | 0.117 |
| 7 | Teahna DANIELS | USA | 25 Mar 97 | 3 | 11.19 | | 0.156 |
| | Dafne SCHIPPERS | NED | 15 Jun 92 | 2 | DNS | | |

| ALL-TIME TOP LIST | | | | SEASON TOP LIST | | | |
|-------------------|--------------------------------|----------------------------|-----------|-----------------|-------------------------------|------------------------------------|--------|
| RESULT | NAME | VENUE | DATE | RESULT | NAME | VENUE | 2019 |
| 10.49 | Florence GRIFFITH-JOYNER (USA) | iversity Stadium, IN | 16 Jul 88 | 10.71 | Shelly-Ann FRASER-PRYCE (JAM) | Doha | 29 Sep |
| 10.64 | Carmelita JETER (USA) | Shanghai | 20 Sep 09 | 10.73 | Elaine THOMPSON (JAM) | Kingston (JAM) | 21 Jun |
| 10.65 | Marion JONES (USA) | Johannesburg (SGJ) | 12 Sep 98 | 10.75 | Sha'Carri RICHARDSON (USA) | Austin, TX (USA) | 8 Jun |
| 10.70 | Shelly-Ann FRASER-PRYCE (JAM) | Kingston (NS), JAM | 29 Jun 12 | 10.83 | Dina ASHER-SMITH (GBR) | Doha | 29 Sep |
| 10.70 | Elaine THOMPSON (JAM) | Kingston (NS), JAM | 1 Jul 16 | 10.85 | Marie-Josée TA LOU (CIV) | Doha | 28 Sep |
| 10.73 | Christine ARRON (FRA) | Budapest (Népstadion) | 19 Aug 98 | 10.94 | Briana WILLIAMS (JAM) | Kingston (JAM) | 21 Jun |
| 10.74 | Merlene OTTEY (JAM) | Milano (Arena Civica) | 7 Sep 96 | 10.95 | Kayla WHITE (USA) | Austin, TX (USA) | 8 Jun |
| 10.74 | English GARDNER (USA) | Eugene (Hayward Field), OR | 3 Jul 16 | 10.98 | Twanisha TERRY (USA) | Austin, TX (USA) | 8 Jun |
| 10.75 | Kerron STEWART (JAM) | Roma (Stadio Olimpico) | 10 Jul 09 | 10.99 | Teahna DANIELS (USA) | Sacramento, CA (USA) | 24 May |
| 10.75 | Sha'Carri RICHARDSON (USA) | Austin, TX (USA) | 8 Jun 19 | 11.00 | Mujinga KAMBUNDJI (SUI) | Stadion Schützenmatte, Basel (SUI) | 23 Aug |

RESULT PROGRESSION

100 Metres Women - Final



| RECORDS | RESULT NAME | COUNTRY | AGE | VENUE | DATE |
|--------------------------------|---------------------------------------|-------------------------|-----------------------|---------------------------------------|-------------|
| World Record WR | 10.49 Florence GRIFFITH-JOYNER | USA | 29 | Indianapolis (University Stadium), IN | 16 Jul 1988 |
| Championships Record CR | 10.70 Marion JONES | USA | 24 | Sevilla (La Cartuja) | 22 Aug 1999 |
| World Leading WL | 10.71 Shelly-Ann FRASER-PRYCE | JAM | 33 | Doha | 29 Sep 2019 |
| Area Record AR | National Record NR | Personal Best PB | Season Best SB | | |

29 September 2019

| RANK | BIB | NAME | COUNTRY | DATE of BIRTH | PHASE | HEAT | LANE | PLACE | RESULT | WIND |
|------|-----|-------------------------|---------|---------------|------------|------|------|-------|--------------------------|------|
| 1 | | Shelly-Ann FRASER-PRYCE | JAM | 27 Dec 86 | Final | 1 | 6 | 1 | 10.71 WL | +0.1 |
| | | | | | Semi-Final | 3 | 5 | 1 | 10.81 Q | -0.4 |
| | | | | | Round 1 | 1 | 8 | 1 | 10.80 Q | -0.2 |
| 2 | | Dina ASHER-SMITH | GBR | 4 Dec 95 | Final | 1 | 7 | 2 | 10.83 NR | +0.1 |
| | | | | | Semi-Final | 2 | 4 | 2 | 10.87 Q SB | +0.5 |
| | | | | | Round 1 | 4 | 6 | 3 | 10.96 Q | -0.1 |
| 3 | | Marie-Josée TA LOU | CIV | 18 Nov 88 | Final | 1 | 4 | 3 | 10.90 | +0.1 |
| | | | | | Semi-Final | 1 | 5 | 3 | 10.87 Q | +0.8 |
| | | | | | Round 1 | 2 | 3 | 2 | 10.85 Q PB | -0.3 |
| 4 | | Elaine THOMPSON | JAM | 28 Jun 92 | Final | 1 | 5 | 4 | 10.93 | +0.1 |
| | | | | | Semi-Final | 1 | 4 | 4 | 11.00 Q | +0.8 |
| | | | | | Round 1 | 3 | 6 | 6 | 11.14 Q | -0.4 |
| 5 | | Murielle AHOURE | CIV | 23 Aug 87 | Final | 1 | 8 | 5 | 11.02 SB | +0.1 |
| | | | | | Semi-Final | 3 | 4 | 5 | 11.05 Q SB | -0.4 |
| | | | | | Round 1 | 1 | 6 | 4 | 11.05 Q SB | -0.2 |
| 6 | | Jonielle SMITH | JAM | 30 Jan 96 | Final | 1 | 9 | 6 | 11.06 | +0.1 |
| | | | | | Semi-Final | 2 | 9 | 6 | 11.06 Q | +0.5 |
| | | | | | Round 1 | 4 | 9 | 12 | 11.20 Q | -0.1 |
| 7 | | Teahna DANIELS | USA | 25 Mar 97 | Final | 1 | 3 | 7 | 11.19 | +0.1 |
| | | | | | Semi-Final | 1 | 7 | 8 | 11.10 q | +0.8 |
| | | | | | Round 1 | 6 | 5 | 12 | 11.20 Q | -0.3 |
| | | Dafne SCHIPPERS | NED | 15 Jun 92 | Final | 1 | 2 | | DNS | +0.1 |
| | | | | | Semi-Final | 3 | 7 | 7 | 11.07 q | -0.4 |
| | | | | | Round 1 | 6 | 2 | 8 | 11.17 Q | -0.3 |

| ALL-TIME TOP LIST | | | | SEASON TOP LIST | | | |
|-------------------|--------------------------------|----------------------------|-----------|-----------------|-------------------------------|------------------------------------|--------|
| RESULT | NAME | VENUE | DATE | RESULT | NAME | VENUE | 2019 |
| 10.49 | Florence GRIFFITH-JOYNER (USA) | University Stadium, IN | 16 Jul 88 | 10.71 | Shelly-Ann FRASER-PRYCE (JAM) | Doha | 29 Sep |
| 10.64 | Carmelita JETER (USA) | Shanghai | 20 Sep 09 | 10.73 | Elaine THOMPSON (JAM) | Kingston (JAM) | 21 Jun |
| 10.65 | Marion JONES (USA) | Johannesburg (SGJ) | 12 Sep 98 | 10.75 | Sha'Carri RICHARDSON (USA) | Austin, TX (USA) | 8 Jun |
| 10.70 | Shelly-Ann FRASER-PRYCE (JAM) | Kingston (NS), JAM | 29 Jun 12 | 10.83 | Dina ASHER-SMITH (GBR) | Doha | 29 Sep |
| 10.70 | Elaine THOMPSON (JAM) | Kingston (NS), JAM | 1 Jul 16 | 10.85 | Marie-Josée TA LOU (CIV) | Doha | 28 Sep |
| 10.73 | Christine ARRON (FRA) | Budapest (Népstadion) | 19 Aug 98 | 10.94 | Briana WILLIAMS (JAM) | Kingston (JAM) | 21 Jun |
| 10.74 | Merlene OTTEY (JAM) | Milano (Arena Civica) | 7 Sep 96 | 10.95 | Kayla WHITE (USA) | Austin, TX (USA) | 8 Jun |
| 10.74 | English GARDNER (USA) | Eugene (Hayward Field), OR | 3 Jul 16 | 10.98 | Twanisha TERRY (USA) | Austin, TX (USA) | 8 Jun |
| 10.75 | Kerron STEWART (JAM) | Roma (Stadio Olimpico) | 10 Jul 09 | 10.99 | Teahna DANIELS (USA) | Sacramento, CA (USA) | 24 May |
| 10.75 | Sha'Carri RICHARDSON (USA) | Austin, TX (USA) | 8 Jun 19 | 11.00 | Mujingqa KAMBUNDJI (SUI) | Stadion Schützenmatte, Basel (SUI) | 23 Aug |

SUMMARY



100 Metres Women - Semi-Final

First 2 in each heat (Q) and the next 2 fastest (q) advance to the Final

TIME CORRECTION FOR ATHLETE KAMBUNDJI

| RECORDS | RESULT | NAME | COUNTRY | AGE | VENUE | DATE |
|--------------------------------|--------|---------------------------|---------|-------------------------|---------------------------------------|-----------------------|
| World Record WR | 10.49 | Florence GRIFFITH-JOYNER | USA | 29 | Indianapolis (University Stadium), IN | 16 Jul 1988 |
| Championships Record CR | 10.70 | Marion JONES | USA | 24 | Sevilla (La Cartuja) | 22 Aug 1999 |
| World Leading WL | 10.73 | Shelly-Ann FRASER-PRYCE | JAM | 33 | Kingston (JAM) | 21 Jun 2019 |
| World Leading WL | 10.73 | Elaine THOMPSON | JAM | 27 | Kingston (JAM) | 21 Jun 2019 |
| Area Record AR | | National Record NR | | Personal Best PB | | Season Best SB |

29 September 2019

| RANK | PLACE | HEAT | LANE | BIB | NAME | COUNTRY | DATE of BIRTH | RESULT | | WIND |
|------|-------|------|------|-----|-------------------------|---------|---------------|--------------|-------------|------|
| 1 | 1 | 3 | 5 | | Shelly-Ann FRASER-PRYCE | JAM | 27 Dec 86 | 10.81 | Q | -0.4 |
| 2 | 1 | 2 | 4 | | Dina ASHER-SMITH | GBR | 4 Dec 95 | 10.87 (.861) | Q SB | +0.5 |
| 3 | 1 | 1 | 5 | | Marie-Josée TA LOU | CIV | 18 Nov 88 | 10.87 (.869) | Q | +0.8 |
| 4 | 2 | 1 | 4 | | Elaine THOMPSON | JAM | 28 Jun 92 | 11.00 | Q | +0.8 |
| 5 | 2 | 3 | 4 | | Murielle AHOURE | CIV | 23 Aug 87 | 11.05 | Q SB | -0.4 |
| 6 | 2 | 2 | 9 | | Jonielle SMITH | JAM | 30 Jan 96 | 11.06 | Q | +0.5 |
| 7 | 3 | 3 | 7 | | Dafne SCHIPPERS | NED | 15 Jun 92 | 11.07 | q | -0.4 |
| 8 | 3 | 1 | 7 | | Teahna DANIELS | USA | 25 Mar 97 | 11.10 (.092) | q | +0.8 |
| 9 | 3 | 2 | 6 | | Mujinga KAMBUNDJI | SUI | 17 Jun 92 | 11.10 (.097) | | +0.5 |
| 10 | 4 | 2 | 8 | | Morolake AKINOSUN | USA | 17 May 94 | 11.17 | SB | +0.5 |
| 11 | 4 | 1 | 6 | | Daryll NEITA | GBR | 29 Aug 96 | 11.18 | | +0.8 |
| 12 | 4 | 3 | 6 | | Kelly-Ann BAPTISTE | TTO | 14 Oct 86 | 11.19 | | -0.4 |
| 13 | 5 | 1 | 3 | | Tynia GAITHER | BAH | 16 Mar 93 | 11.20 (.195) | | +0.8 |
| 13 | 5 | 2 | 7 | | Xiaojing LIANG | CHN | 7 Apr 97 | 11.20 (.195) | | +0.5 |
| 15 | 6 | 1 | 8 | | Gina BASS | GAM | 3 May 95 | 11.24 | | +0.8 |
| 16 | 6 | 2 | 3 | | Ewa SWOBODA | POL | 26 Jul 97 | 11.27 | | +0.5 |
| 17 | 7 | 1 | 2 | | Yongli WEI | CHN | 11 Oct 91 | 11.28 | | +0.8 |
| 18 | 5 | 3 | 9 | | Tatjana PINTO | GER | 2 Jul 92 | 11.29 (.282) | | -0.4 |
| 19 | 7 | 2 | 2 | | Crystal EMMANUEL | CAN | 27 Nov 91 | 11.29 (.284) | | +0.5 |
| 20 | 8 | 1 | 9 | | Gina LÜCKENKEMPER | GER | 21 Nov 96 | 11.30 | | +0.8 |
| 21 | 6 | 3 | 2 | | Manqi GE | CHN | 13 Oct 97 | 11.31 | | -0.4 |
| 22 | 7 | 3 | 3 | | Imani LANSIQUOT | GBR | 17 Dec 97 | 11.35 | | -0.4 |
| | | 2 | 5 | | English GARDNER | USA | 22 Apr 92 | DNF | | +0.5 |
| | | 3 | 8 | | Tori BOWIE | USA | 27 Aug 90 | DNS | | -0.4 |

| ALL-TIME TOP LIST | | | | SEASON TOP LIST | | | |
|-------------------|--------------------------------|----------------------------|-----------|-----------------|-------------------------------|------------------------------------|--------|
| RESULT | NAME | VENUE | DATE | RESULT | NAME | VENUE | 2019 |
| 10.49 | Florence GRIFFITH-JOYNER (USA) | iversity Stadium, IN | 16 Jul 88 | 10.73 | Elaine THOMPSON (JAM) | Kingston (JAM) | 21 Jun |
| 10.64 | Carmelita JETER (USA) | Shanghai | 20 Sep 09 | 10.73 | Shelly-Ann FRASER-PRYCE (JAM) | Kingston (JAM) | 21 Jun |
| 10.65 | Marion JONES (USA) | Johannesburg (SGJ) | 12 Sep 98 | 10.75 | Sha'Carri RICHARDSON (USA) | Austin, TX (USA) | 8 Jun |
| 10.70 | Shelly-Ann FRASER-PRYCE (JAM) | Kingston (NS), JAM | 29 Jun 12 | 10.85 | Marie-Josée TA LOU (CIV) | Doha | 28 Sep |
| 10.70 | Elaine THOMPSON (JAM) | Kingston (NS), JAM | 1 Jul 16 | 10.87 | Dina ASHER-SMITH (GBR) | Doha | 29 Sep |
| 10.73 | Christine ARRON (FRA) | Budapest (Népstadion) | 19 Aug 98 | 10.94 | Briana WILLIAMS (JAM) | Kingston (JAM) | 21 Jun |
| 10.74 | Mertlene OTTEY (JAM) | Milano (Arena Civica) | 7 Sep 96 | 10.95 | Kayla WHITE (USA) | Austin, TX (USA) | 8 Jun |
| 10.74 | English GARDNER (USA) | Eugene (Hayward Field), OR | 3 Jul 16 | 10.98 | Twanisha TERRY (USA) | Austin, TX (USA) | 8 Jun |
| 10.75 | Kerron STEWART (JAM) | Roma (Stadio Olimpico) | 10 Jul 09 | 10.99 | Teahna DANIELS (USA) | Sacramento, CA (USA) | 24 May |
| 10.75 | Sha'Carri RICHARDSON (USA) | Austin, TX (USA) | 8 Jun 19 | 11.00 | Mujinga KAMBUNDJI (SUI) | Stadion Schützenmatte, Basel (SUI) | 23 Aug |

RESULTS



100 Metres Women - Semi-Final

First 2 in each heat (Q) and the next 2 fastest (q) advance to the Final

TIME CORRECTION FOR ATHLETE KAMBUNDJI

| RECORDS | RESULT NAME | COUNTRY | AGE | VENUE | DATE |
|--------------------------------|---------------------------------------|---------|-----|---------------------------------------|-------------|
| World Record WR | 10.49 Florence GRIFFITH-JOYNER | USA | 29 | Indianapolis (University Stadium), IN | 16 Jul 1988 |
| Championships Record CR | 10.70 Marion JONES | USA | 24 | Sevilla (La Cartuja) | 22 Aug 1999 |
| World Leading WL | 10.73 Shelly-Ann FRASER-PRYCE | JAM | 33 | Kingston (JAM) | 21 Jun 2019 |
| World Leading WL | 10.73 Elaine THOMPSON | JAM | 27 | Kingston (JAM) | 21 Jun 2019 |

| Area Record AR | National Record NR | Personal Best PB | Season Best SB |
|-----------------------|---------------------------|-------------------------|-----------------------|
|-----------------------|---------------------------|-------------------------|-----------------------|

| | | | | | |
|---------------|----------|--------------------------|-------------------------|----------------------------------|---------------------|
| Heat 1 | 3 | 29 September 2019 | 21:20 START TIME | TEMPERATURE 73 % HUMIDITY | +0.8m/s WIND |
|---------------|----------|--------------------------|-------------------------|----------------------------------|---------------------|

| PLACE | NAME | COUNTRY | DATE OF BIRTH | LANE | RESULT | REACTION | F _n |
|-------|---------------------------|---------|---------------|------|------------------------------|--------------|----------------|
| 1 | Marie-Josée TA LOU | CIV | 18 Nov 88 | 5 | 10.87 (.869) Q | 0.156 | |
| 2 | Elaine THOMPSON | JAM | 28 Jun 92 | 4 | 11.00 Q | 0.145 | |
| 3 | Teahna DANIELS | USA | 25 Mar 97 | 7 | 11.10 (.092) q | 0.131 | |
| 4 | Daryll NEITA | GBR | 29 Aug 96 | 6 | 11.18 | 0.150 | |
| 5 | Tynia GAITHER | BAH | 16 Mar 93 | 3 | 11.20 (.195) | 0.145 | |
| 6 | Gina BASS | GAM | 3 May 95 | 8 | 11.24 | 0.135 | |
| 7 | Yongli WEI | CHN | 11 Oct 91 | 2 | 11.28 | 0.143 | |
| 8 | Gina LÜCKENKEMPER | GER | 21 Nov 96 | 9 | 11.30 | 0.209 | |

| | | | | | |
|---------------|----------|--------------------------|-------------------------|----------------------------------|---------------------|
| Heat 2 | 3 | 29 September 2019 | 21:28 START TIME | TEMPERATURE 73 % HUMIDITY | +0.5m/s WIND |
|---------------|----------|--------------------------|-------------------------|----------------------------------|---------------------|

| PLACE | NAME | COUNTRY | DATE OF BIRTH | LANE | RESULT | REACTION | F _n |
|-------|--------------------------|---------|---------------|------|--|--------------|----------------|
| 1 | Dina ASHER-SMITH | GBR | 4 Dec 95 | 4 | 10.87 (.861) Q SB | 0.145 | |
| 2 | Jonielle SMITH | JAM | 30 Jan 96 | 9 | 11.06 Q | 0.140 | |
| 3 | Mujinga KAMBUNDJI | SUI | 17 Jun 92 | 6 | 11.10 (.097) | 0.132 | |
| 4 | Morolake AKINOSUN | USA | 17 May 94 | 8 | 11.17 SB | 0.151 | |
| 5 | Xiaojing LIANG | CHN | 7 Apr 97 | 7 | 11.20 (.195) | 0.155 | |
| 6 | Ewa SWOBODA | POL | 26 Jul 97 | 3 | 11.27 | 0.142 | |
| 7 | Crystal EMMANUEL | CAN | 27 Nov 91 | 2 | 11.29 (.284) | 0.150 | |
| | English GARDNER | USA | 22 Apr 92 | 5 | DNF | 0.145 | |

| | | | | | |
|---------------|----------|--------------------------|-------------------------|---|---------------------|
| Heat 3 | 3 | 29 September 2019 | 21:36 START TIME | TEMPERATURE 24° C HUMIDITY 71 % | -0.4m/s WIND |
|---------------|----------|--------------------------|-------------------------|---|---------------------|

| PLACE | NAME | COUNTRY | DATE OF BIRTH | LANE | RESULT | REACTION | F _n |
|-------|--------------------------------|---------|---------------|------|---------------------------------|--------------|----------------|
| 1 | Shelly-Ann FRASER-PRYCE | JAM | 27 Dec 86 | 5 | 10.81 Q | 0.133 | |
| 2 | Murielle AHOURÉ | CIV | 23 Aug 87 | 4 | 11.05 Q SB | 0.165 | |
| 3 | Dafne SCHIPPERS | NED | 15 Jun 92 | 7 | 11.07 q | 0.119 | |
| 4 | Kelly-Ann BAPTISTE | TTO | 14 Oct 86 | 6 | 11.19 | 0.176 | |
| 5 | Tatjana PINTO | GER | 2 Jul 92 | 9 | 11.29 (.282) | 0.155 | |
| 6 | Manqi GE | CHN | 13 Oct 97 | 2 | 11.31 | 0.135 | |
| 7 | Imani LANSIQUOT | GBR | 17 Dec 97 | 3 | 11.35 | 0.152 | |
| | Tori BOWIE | USA | 27 Aug 90 | 8 | DNS | | |

| ALL-TIME TOP LIST | | | | SEASON TOP LIST | | | |
|-------------------|--------------------------------|----------------------------|-----------|-----------------|-------------------------------|------------------------------------|--------|
| RESULT | NAME | VENUE | DATE | RESULT | NAME | VENUE | 2019 |
| 10.49 | Florence GRIFFITH-JOYNER (USA) | iversity Stadium), IN | 16 Jul 88 | 10.73 | Elaine THOMPSON (JAM) | Kingston (JAM) | 21 Jun |
| 10.64 | Carmelita JETER (USA) | Shanghai | 20 Sep 09 | 10.73 | Shelly-Ann FRASER-PRYCE (JAM) | Kingston (JAM) | 21 Jun |
| 10.65 | Marion JONES (USA) | Johannesburg (SGJ) | 12 Sep 98 | 10.75 | Sha'Carri RICHARDSON (USA) | Austin, TX (USA) | 8 Jun |
| 10.70 | Shelly-Ann FRASER-PRYCE (JAM) | Kingston (NS), JAM | 29 Jun 12 | 10.85 | Marie-Josée TA LOU (CIV) | Doha | 28 Sep |
| 10.70 | Elaine THOMPSON (JAM) | Kingston (NS), JAM | 1 Jul 16 | 10.87 | Dina ASHER-SMITH (GBR) | Doha | 29 Sep |
| 10.73 | Christine ARRON (FRA) | Budapest (Népstadion) | 19 Aug 98 | 10.94 | Briana WILLIAMS (JAM) | Kingston (JAM) | 21 Jun |
| 10.74 | Merlene OTTEY (JAM) | Milano (Arena Civica) | 7 Sep 96 | 10.95 | Kayla WHITE (USA) | Austin, TX (USA) | 8 Jun |
| 10.74 | English GARDNER (USA) | Eugene (Hayward Field), OR | 3 Jul 16 | 10.98 | Twanisha TERRY (USA) | Austin, TX (USA) | 8 Jun |
| 10.75 | Kerron STEWART (JAM) | Roma (Stadio Olimpico) | 10 Jul 09 | 10.99 | Teahna DANIELS (USA) | Sacramento, CA (USA) | 24 May |
| 10.75 | Sha'Carri RICHARDSON (USA) | Austin, TX (USA) | 8 Jun 19 | 11.00 | Mujinga KAMBUNDJI (SUI) | Stadion Schützenmatte, Basel (SUI) | 23 Aug |



SUMMARY



100 Metres Women - Round 1

First 3 in each heat (Q) and the next 6 fastest (q) advance to the Semi-Finals

| RECORDS | RESULT | NAME | COUNTRY | AGE | VENUE | DATE |
|--------------------------------|--------------|--------------------------|---------|-----|---------------------------------------|-------------|
| World Record WR | 10.49 | Florence GRIFFITH-JOYNER | USA | 29 | Indianapolis (University Stadium), IN | 16 Jul 1988 |
| Championships Record CR | 10.70 | Marion JONES | USA | 24 | Sevilla (La Cartuja) | 22 Aug 1999 |
| World Leading WL | 10.73 | Shelly-Ann FRASER-PRYCE | JAM | 33 | Kingston (JAM) | 21 Jun 2019 |
| World Leading WL | 10.73 | Elaine THOMPSON | JAM | 27 | Kingston (JAM) | 21 Jun 2019 |

Area Record **AR** National Record **NR** Personal Best **PB** Season Best **SB**

28 September 2019

| RANK | PLACE | HEAT | LANE | BIB | NAME | COUNTRY | DATE of BIRTH | RESULT | | WIND |
|------|-------|------|------|-----|-------------------------|---------|---------------|---------------------|-------------|------|
| 1 | 1 | 1 | 8 | | Shelly-Ann FRASER-PRYCE | JAM | 27 Dec 86 | 10.80 | Q | -0.2 |
| 2 | 1 | 2 | 3 | | Marie-Josée TA LOU | CIV | 18 Nov 88 | 10.85 | Q PB | -0.3 |
| 3 | 1 | 4 | 6 | | Dina ASHER-SMITH | GBR | 4 Dec 95 | 10.96 | Q | -0.1 |
| 4 | 2 | 1 | 6 | | Murielle AHOURE | CIV | 23 Aug 87 | 11.05 | Q SB | -0.2 |
| 5 | 2 | 2 | 7 | | Daryll NEITA | GBR | 29 Aug 96 | 11.12 | Q PB | -0.3 |
| 6 | 1 | 3 | 6 | | Elaine THOMPSON | JAM | 28 Jun 92 | 11.14 | Q | -0.4 |
| 7 | 1 | 5 | 4 | | Mujinga KAMBUNDJI | SUI | 17 Jun 92 | 11.17 (.161) | Q | -0.1 |
| 8 | 1 | 6 | 2 | | Dafne SCHIPPERS | NED | 15 Jun 92 | 11.17 (.169) | Q | -0.3 |
| 9 | 2 | 5 | 6 | | Xiaojing LIANG | CHN | 7 Apr 97 | 11.18 | Q | -0.1 |
| 10 | 3 | 2 | 9 | | Tatjana PINTO | GER | 2 Jul 92 | 11.19 | Q | -0.3 |
| 11 | 2 | 4 | 7 | | English GARDNER | USA | 22 Apr 92 | 11.20 (.195) | Q | -0.1 |
| 12 | 2 | 6 | 5 | | Teahna DANIELS | USA | 25 Mar 97 | 11.20 (.198) | Q | -0.3 |
| 12 | 3 | 4 | 9 | | Jonielle SMITH | JAM | 30 Jan 96 | 11.20 (.198) | Q | -0.1 |
| 14 | 2 | 3 | 3 | | Kelly-Ann BAPTISTE | TTO | 14 Oct 86 | 11.21 | Q | -0.4 |
| 15 | 3 | 3 | 9 | | Morolake AKINOSUN | USA | 17 May 94 | 11.23 | Q | -0.4 |
| 16 | 4 | 4 | 2 | | Tynia GAITHER | BAH | 16 Mar 93 | 11.24 | q | -0.1 |
| 17 | 3 | 6 | 3 | | Gina BASS | GAM | 3 May 95 | 11.25 | Q | -0.3 |
| 18 | 4 | 2 | 6 | | Yongli WEI | CHN | 11 Oct 91 | 11.28 (.275) | q | -0.3 |
| 19 | 4 | 3 | 8 | | Manqi GE | CHN | 13 Oct 97 | 11.28 (.278) | q | -0.4 |
| 20 | 3 | 1 | 9 | | Gina LÜCKENKEMPER | GER | 21 Nov 96 | 11.29 (.282) | Q | -0.2 |
| 21 | 4 | 1 | 2 | | Ewa SWOBODA | POL | 26 Jul 97 | 11.29 (.285) | q | -0.2 |
| 22 | 3 | 5 | 7 | | Tori BOWIE | USA | 27 Aug 90 | 11.30 (.294) | Q | -0.1 |
| 23 | 5 | 2 | 4 | | Crystal EMMANUEL | CAN | 27 Nov 91 | 11.30 (.298) | q | -0.3 |
| 24 | 4 | 6 | 6 | | Imani LANSIQUOT | GBR | 17 Dec 97 | 11.31 | q | -0.3 |
| 25 | 5 | 4 | 4 | | Maja MIHALINEC | SLO | 17 Dec 89 | 11.32 (.312) | | -0.1 |
| 26 | 5 | 6 | 4 | | Rosângela SANTOS | BRA | 20 Dec 90 | 11.32 (.318) | | -0.3 |
| 27 | 5 | 3 | 7 | | Orlann OMBISSA-DZANGUE | FRA | 26 May 91 | 11.34 | | -0.4 |
| 28 | 6 | 3 | 4 | | Asha PHILIP | GBR | 25 Oct 90 | 11.35 | | -0.4 |
| 29 | 6 | 6 | 9 | | Ajla DEL PONTE | SUI | 15 Jul 96 | 11.36 | | -0.3 |
| 30 | 5 | 1 | 4 | | Diana VAISMAN | ISR | 23 Jul 98 | 11.39 | | -0.2 |
| 31 | 7 | 6 | 7 | | Olga SAFRONOVA | KAZ | 5 Nov 91 | 11.40 (.392) | | -0.3 |
| 32 | 4 | 5 | 8 | | Ángela Gabriela TENORIO | ECU | 27 Jan 96 | 11.40 (.399) | | -0.1 |
| 33 | 5 | 5 | 9 | | Vitoria Cristina ROSA | BRA | 12 Jan 96 | 11.41 | | -0.1 |
| 34 | 6 | 1 | 7 | | Tebogo MAMATHU | RSA | 27 May 95 | 11.42 | | -0.2 |
| 35 | 6 | 2 | 8 | | Marije VAN HUNENSTIJN | NED | 2 Mar 95 | 11.48 (.476) | | -0.3 |
| 36 | 6 | 4 | 5 | | Salomé KORA | SUI | 8 Jun 94 | 11.48 (.477) | | -0.1 |
| 37 | 7 | 3 | 2 | | Dutee CHAND | IND | 3 Feb 96 | 11.48 (.478) | | -0.4 |
| 38 | 7 | 4 | 8 | | Lorène Dorcas BAZOLO | POR | 4 May 83 | 11.51 | | -0.1 |
| 39 | 6 | 5 | 5 | | Zoe HOBBS | NZL | 11 Sep 97 | 11.58 | | -0.1 |
| 40 | 7 | 5 | 3 | | Hellen MAKUMBA | ZAM | 16 May 96 | 11.73 | | -0.1 |

SUMMARY
100 Metres Women - Round 1

28 September 2019

| RANK | PLACE | HEAT | LANE | BIB | NAME | COUNTRY | DATE of BIRTH | RESULT | WIND |
|------|-------|------|------|-----|--------------------|---------|---------------|--------------|---------|
| 41 | 7 | 2 | 2 | | Inna EFTIMOVA | BUL | 19 Jun 88 | 11.79 | -0.3 |
| 42 | 7 | 1 | 5 | | Andrea PURICA | VEN | 21 Nov 95 | 11.96 | -0.2 |
| 43 | 8 | 6 | 8 | | Im Lan LOI | MAC | 6 Feb 98 | 12.10 | -0.3 |
| 44 | 8 | 2 | 5 | | Gorete SEMEDO | STP | 5 Oct 96 | 12.17 | -0.3 |
| 45 | 8 | 4 | 3 | | Charlotte AFRIAT | MON | 17 Oct 02 | 12.67 | -0.1 |
| 46 | 8 | 1 | 3 | | Sarswati CHAUDHARY | NEP | 12 Feb 97 | 12.72 | NR -0.2 |
| 47 | 8 | 3 | 5 | | Zarinae SAPONG | NMI | 27 Jan 98 | 13.14 | -0.4 |

| ALL-TIME TOP LIST | | | | SEASON TOP LIST | | | |
|-------------------|--------------------------------|----------------------------|-----------|-----------------|-------------------------------|------------------------------------|--------|
| RESULT | NAME | VENUE | DATE | RESULT | NAME | VENUE | 2019 |
| 10.49 | Florence GRIFFITH-JOYNER (USA) | iversity Stadium, IN | 16 Jul 88 | 10.73 | Elaine THOMPSON (JAM) | Kingston (JAM) | 21 Jun |
| 10.64 | Carmelita JETER (USA) | Shanghai | 20 Sep 09 | 10.73 | Shelly-Ann FRASER-PRYCE (JAM) | Kingston (JAM) | 21 Jun |
| 10.65 | Marion JONES (USA) | Johannesburg (SGJ) | 12 Sep 98 | 10.75 | Sha'Carri RICHARDSON (USA) | Austin, TX (USA) | 8 Jun |
| 10.70 | Shelly-Ann FRASER-PRYCE (JAM) | Kingston (NS), JAM | 29 Jun 12 | 10.85 | Marie-Josée TA LOU (CIV) | Doha | 28 Sep |
| 10.70 | Elaine THOMPSON (JAM) | Kingston (NS), JAM | 1 Jul 16 | 10.88 | Dina ASHER-SMITH (GBR) | Bruxelles (BEL) | 6 Sep |
| 10.73 | Christine ARRON (FRA) | Budapest (Népstadion) | 19 Aug 98 | 10.94 | Briana WILLIAMS (JAM) | Kingston (JAM) | 21 Jun |
| 10.74 | Merlene OTTEY (JAM) | Milano (Arena Civica) | 7 Sep 96 | 10.95 | Kayla WHITE (USA) | Austin, TX (USA) | 8 Jun |
| 10.74 | Enqlish GARDNER (USA) | Eugene (Hayward Field), OR | 3 Jul 16 | 10.98 | Twanisha TERRY (USA) | Austin, TX (USA) | 8 Jun |
| 10.75 | Kerron STEWART (JAM) | Roma (Stadio Olimpico) | 10 Jul 09 | 10.99 | Teahna DANIELS (USA) | Sacramento, CA (USA) | 24 May |
| 10.75 | Sha'Carri RICHARDSON (USA) | Austin, TX (USA) | 8 Jun 19 | 11.00 | Mujingqa KAMBUNDJI (SUI) | Stadion Schützenmatte, Basel (SUI) | 23 Aug |

RACE ANALYSIS



100 Metres Women - Round 1

First 3 in each heat (Q) and the next 6 fastest (q) advance to the Semi-Finals

Heat 5

6

28 September 2019

16:58 START TIME

25° C TEMPERATURE 67 % HUMIDITY

 -0.1m/s WIND

| | | | | |
|---|-------------------------|-----|-----------|-------|
| 1 | Mujinga KAMBUNDJI | SUI | 17 Jun 92 | 11.17 |
| 2 | Xiaojing LIANG | CHN | 7 Apr 97 | 11.18 |
| 3 | Tori BOWIE | USA | 27 Aug 90 | 11.30 |
| 4 | Ángela Gabriela TENORIO | ECU | 27 Jan 96 | 11.40 |
| 5 | Vitoria Cristina ROSA | BRA | 12 Jan 96 | 11.41 |
| 6 | Zoe HOBBS | NZL | 11 Sep 97 | 11.58 |
| 7 | Hellen MAKUMBA | ZAM | 16 May 96 | 11.73 |

RESULTS



100 Metres Women - Round 1

First 3 in each heat (Q) and the next 6 fastest (q) advance to the Semi-Finals

| RECORDS | RESULT NAME | COUNTRY | AGE | VENUE | DATE |
|--------------------------------|---------------------------------------|---------|-----|---------------------------------------|-------------|
| World Record WR | 10.49 Florence GRIFFITH-JOYNER | USA | 29 | Indianapolis (University Stadium), IN | 16 Jul 1988 |
| Championships Record CR | 10.70 Marion JONES | USA | 24 | Sevilla (La Cartuja) | 22 Aug 1999 |
| World Leading WL | 10.73 Shelly-Ann FRASER-PRYCE | JAM | 33 | Kingston (JAM) | 21 Jun 2019 |
| World Leading WL | 10.73 Elaine THOMPSON | JAM | 27 | Kingston (JAM) | 21 Jun 2019 |

| Area Record AR | National Record NR | Personal Best PB | Season Best SB |
|------------------------|---------------------------|------------------------------------|---------------------------------|
| Heat 1 6 | | 28 September 2019 16:30 START TIME | 25° C TEMPERATURE 67 % HUMIDITY |
| | | | -0.2m/s WIND |

| PLACE | NAME | COUNTRY | DATE OF BIRTH | LANE | RESULT | REACTION | Fn |
|-------|-------------------------|---------|---------------|------|---------------------|-------------|-------|
| 1 | Shelly-Ann FRASER-PRYCE | JAM | 27 Dec 86 | 8 | 10.80 | Q | 0.173 |
| 2 | Murielle AHOURE | CIV | 23 Aug 87 | 6 | 11.05 | Q SB | 0.180 |
| 3 | Gina LÜCKENKEMPER | GER | 21 Nov 96 | 9 | 11.29 (.282) | Q | 0.235 |
| 4 | Ewa SWOBODA | POL | 26 Jul 97 | 2 | 11.29 (.285) | q | 0.185 |
| 5 | Diana VAISMAN | ISR | 23 Jul 98 | 4 | 11.39 | | 0.144 |
| 6 | Tebogo MAMATHU | RSA | 27 May 95 | 7 | 11.42 | | 0.143 |
| 7 | Andrea PURICA | VEN | 21 Nov 95 | 5 | 11.96 | | 0.154 |
| 8 | Sarswati CHAUDHARY | NEP | 12 Feb 97 | 3 | 12.72 | NR | 0.152 |

| Area Record AR | National Record NR | Personal Best PB | Season Best SB |
|------------------------|---------------------------|------------------------------------|---------------------------------|
| Heat 2 6 | | 28 September 2019 16:37 START TIME | 25° C TEMPERATURE 67 % HUMIDITY |
| | | | -0.3m/s WIND |

| PLACE | NAME | COUNTRY | DATE OF BIRTH | LANE | RESULT | REACTION | Fn |
|-------|-----------------------|---------|---------------|------|---------------------|-------------|-------|
| 1 | Marie-Josée TA LOU | CIV | 18 Nov 88 | 3 | 10.85 | Q PB | 0.192 |
| 2 | Daryll NEITA | GBR | 29 Aug 96 | 7 | 11.12 | Q PB | 0.156 |
| 3 | Tatjana PINTO | GER | 2 Jul 92 | 9 | 11.19 | Q | 0.152 |
| 4 | Yongli WEI | CHN | 11 Oct 91 | 6 | 11.28 (.275) | q | 0.173 |
| 5 | Crystal EMMANUEL | CAN | 27 Nov 91 | 4 | 11.30 (.298) | q | 0.161 |
| 6 | Marije VAN HUNENSTIJN | NED | 2 Mar 95 | 8 | 11.48 (.476) | | 0.198 |
| 7 | Inna EFTIMOVA | BUL | 19 Jun 88 | 2 | 11.79 | | 0.141 |
| 8 | Gorete SEMEDO | STP | 5 Oct 96 | 5 | 12.17 | | 0.299 |

| Area Record AR | National Record NR | Personal Best PB | Season Best SB |
|------------------------|---------------------------|------------------------------------|---------------------------------|
| Heat 3 6 | | 28 September 2019 16:44 START TIME | 25° C TEMPERATURE 67 % HUMIDITY |
| | | | -0.4m/s WIND |

| PLACE | NAME | COUNTRY | DATE OF BIRTH | LANE | RESULT | REACTION | Fn |
|-------|------------------------|---------|---------------|------|---------------------|----------|-------|
| 1 | Elaine THOMPSON | JAM | 28 Jun 92 | 6 | 11.14 | Q | 0.162 |
| 2 | Kelly-Ann BAPTISTE | TTO | 14 Oct 86 | 3 | 11.21 | Q | 0.174 |
| 3 | Morolake AKINOSUN | USA | 17 May 94 | 9 | 11.23 | Q | 0.197 |
| 4 | Manqi GE | CHN | 13 Oct 97 | 8 | 11.28 (.278) | q | 0.157 |
| 5 | Orlann OMBISSA-DZANGUE | FRA | 26 May 91 | 7 | 11.34 | | 0.150 |
| 6 | Asha PHILIP | GBR | 25 Oct 90 | 4 | 11.35 | | 0.145 |
| 7 | Dutee CHAND | IND | 3 Feb 96 | 2 | 11.48 (.478) | | 0.168 |
| 8 | Zarinae SAPONG | NMI | 27 Jan 98 | 5 | 13.14 | | 0.208 |

| Area Record AR | National Record NR | Personal Best PB | Season Best SB |
|------------------------|---------------------------|------------------------------------|---------------------------------|
| Heat 4 6 | | 28 September 2019 16:51 START TIME | 25° C TEMPERATURE 67 % HUMIDITY |
| | | | -0.1m/s WIND |

| PLACE | NAME | COUNTRY | DATE OF BIRTH | LANE | RESULT | REACTION | Fn |
|-------|----------------------|---------|---------------|------|---------------------|----------|-------|
| 1 | Dina ASHER-SMITH | GBR | 4 Dec 95 | 6 | 10.96 | Q | 0.127 |
| 2 | English GARDNER | USA | 22 Apr 92 | 7 | 11.20 (.195) | Q | 0.161 |
| 3 | Jonielle SMITH | JAM | 30 Jan 96 | 9 | 11.20 (.198) | Q | 0.147 |
| 4 | Tynia GAITHER | BAH | 16 Mar 93 | 2 | 11.24 | q | 0.153 |
| 5 | Maja MIHALINEC | SLO | 17 Dec 89 | 4 | 11.32 (.312) | | 0.171 |
| 6 | Salomé KORA | SUI | 8 Jun 94 | 5 | 11.48 (.477) | | 0.142 |
| 7 | Lorène Dorcas BAZOLO | POR | 4 May 83 | 8 | 11.51 | | 0.166 |
| 8 | Charlotte AFRIAT | MON | 17 Oct 02 | 3 | 12.67 | | 0.151 |

RESULTS
100 Metres Women - Round 1

Heat 5 **6** 28 September 2019 16:58 START TIME 25° C TEMPERATURE 67 % HUMIDITY  -0.1m/s WIND

| PLACE | NAME | COUNTRY | DATE of BIRTH | LANE | RESULT | REACTION | Fn |
|-------|--------------------------------|---------|---------------|------|------------------------------|--------------|----|
| 1 | Mujinga KAMBUNDJI | SUI | 17 Jun 92 | 4 | 11.17 (.161) Q | 0.144 | |
| 2 | Xiaojing LIANG | CHN | 7 Apr 97 | 6 | 11.18 Q | 0.176 | |
| 3 | Tori BOWIE | USA | 27 Aug 90 | 7 | 11.30 (.294) Q | 0.181 | |
| 4 | Ángela Gabriela TENORIO | ECU | 27 Jan 96 | 8 | 11.40 (.399) | 0.132 | |
| 5 | Vitoria Cristina ROSA | BRA | 12 Jan 96 | 9 | 11.41 | 0.177 | |
| 6 | Zoe HOBBS | NZL | 11 Sep 97 | 5 | 11.58 | 0.170 | |
| 7 | Hellen MAKUMBA | ZAM | 16 May 96 | 3 | 11.73 | 0.199 | |

Heat 6 **6** 28 September 2019 17:05 START TIME 25° C TEMPERATURE 67 % HUMIDITY  -0.3m/s WIND

| PLACE | NAME | COUNTRY | DATE of BIRTH | LANE | RESULT | REACTION | Fn |
|-------|-------------------------|---------|---------------|------|------------------------------|--------------|----|
| 1 | Dafne SCHIPPERS | NED | 15 Jun 92 | 2 | 11.17 (.169) Q | 0.164 | |
| 2 | Teahna DANIELS | USA | 25 Mar 97 | 5 | 11.20 (.198) Q | 0.145 | |
| 3 | Gina BASS | GAM | 3 May 95 | 3 | 11.25 Q | 0.133 | |
| 4 | Imani LANSIQUOT | GBR | 17 Dec 97 | 6 | 11.31 q | 0.159 | |
| 5 | Rosângela SANTOS | BRA | 20 Dec 90 | 4 | 11.32 (.318) | 0.144 | |
| 6 | Ajla DEL PONTE | SUI | 15 Jul 96 | 9 | 11.36 | 0.121 | |
| 7 | Olga SAFRONOVA | KAZ | 5 Nov 91 | 7 | 11.40 (.392) | 0.153 | |
| 8 | Im Lan LOI | MAC | 6 Feb 98 | 8 | 12.10 | 0.189 | |

| ALL-TIME TOP LIST | | | | SEASON TOP LIST | | | |
|-------------------|--------------------------------|----------------------------|-----------|-----------------|-------------------------------|------------------------------------|--------|
| RESULT | NAME | VENUE | DATE | RESULT | NAME | VENUE | 2019 |
| 10.49 | Florence GRIFFITH-JOYNER (USA) | iversity Stadium, IN | 16 Jul 88 | 10.73 | Elaine THOMPSON (JAM) | Kingston (JAM) | 21 Jun |
| 10.64 | Carmelita JETER (USA) | Shanghai | 20 Sep 09 | 10.73 | Shelly-Ann FRASER-PRYCE (JAM) | Kingston (JAM) | 21 Jun |
| 10.65 | Marion JONES (USA) | Johannesburg (SGJ) | 12 Sep 98 | 10.75 | Sha'Carri RICHARDSON (USA) | Austin, TX (USA) | 8 Jun |
| 10.70 | Shelly-Ann FRASER-PRYCE (JAM) | Kingston (NS), JAM | 29 Jun 12 | 10.85 | Marie-Josée TA LOU (CIV) | Doha | 28 Sep |
| 10.70 | Elaine THOMPSON (JAM) | Kingston (NS), JAM | 1 Jul 16 | 10.88 | Dina ASHER-SMITH (GBR) | Bruxelles (BEL) | 6 Sep |
| 10.73 | Christine ARRON (FRA) | Budapest (Népstadion) | 19 Aug 98 | 10.94 | Briana WILLIAMS (JAM) | Kingston (JAM) | 21 Jun |
| 10.74 | Merlene OTTEY (JAM) | Milano (Arena Civica) | 7 Sep 96 | 10.95 | Kayla WHITE (USA) | Austin, TX (USA) | 8 Jun |
| 10.74 | English GARDNER (USA) | Eugene (Hayward Field), OR | 3 Jul 16 | 10.98 | Twanisha TERRY (USA) | Austin, TX (USA) | 8 Jun |
| 10.75 | Kerron STEWART (JAM) | Roma (Stadio Olimpico) | 10 Jul 09 | 10.99 | Teahna DANIELS (USA) | Sacramento, CA (USA) | 24 May |
| 10.75 | Sha'Carri RICHARDSON (USA) | Austin, TX (USA) | 8 Jun 19 | 11.00 | Mujinga KAMBUNDJI (SUI) | Stadion Schützenmatte, Basel (SUI) | 23 Aug |



RESULTS

200 Metres Women - Final



| RECORDS | RESULT | NAME | COUNTRY | AGE | VENUE | DATE |
|--------------------------------|--------|---------------------------|---------|-------------------------|----------------------------|-----------------------|
| World Record WR | 21.34 | Florence GRIFFITH-JOYNER | USA | 29 | Seoul (Olympic Stadium) | 29 Sep 1988 |
| Championships Record CR | 21.63 | Dafne SCHIPPERS | NED | 23 | Beijing (National Stadium) | 28 Aug 2015 |
| World Leading WL | 21.74 | Shaunae MILLER-UIBO | BAH | 25 | Zürich (SUI) | 29 Aug 2019 |
| Area Record AR | | National Record NR | | Personal Best PB | | Season Best SB |

2 October 2019 22:37 START TIME

26° C TEMPERATURE 59 % HUMIDITY

+0.9m/s WIND

| PLACE | NAME | COUNTRY | DATE of BIRTH | LANE | RESULT | REACTION | Fn |
|-------|---------------------------|---------|---------------|------|--------------|-----------|-------|
| 1 | Dina ASHER-SMITH | GBR | 4 Dec 95 | 7 | 21.88 | NR | 0.138 |
| 2 | Brittany BROWN | USA | 18 Apr 95 | 6 | 22.22 | PB | 0.228 |
| 3 | Mujinga KAMBUNDJI | SUI | 17 Jun 92 | 4 | 22.51 | | 0.150 |
| 4 | Anglerne ANNELUS | USA | 10 Jan 97 | 5 | 22.59 | | 0.199 |
| 5 | Dezerea BRYANT | USA | 27 Apr 93 | 8 | 22.63 | | 0.163 |
| 6 | Gina BASS | GAM | 3 May 95 | 2 | 22.71 | | 0.162 |
| 7 | Ivet LALOVA-COLLIO | BUL | 18 May 84 | 3 | 22.77 | | 0.160 |
| 8 | Tynia GAITHER | BAH | 16 Mar 93 | 9 | 22.90 | | 0.152 |

| ALL-TIME TOP LIST | | | | SEASON TOP LIST | | | |
|-------------------|--------------------------------|------------------------------|-----------|-----------------|-------------------------------|------------------------------------|--------|
| RESULT | NAME | VENUE | DATE | RESULT | NAME | VENUE | 2019 |
| 21.34 | Florence GRIFFITH-JOYNER (USA) | Seoul (Olympic Stadium) | 29 Sep 88 | 21.74 | Shaunae MILLER-UIBO (BAH) | Zürich (SUI) | 29 Aug |
| 21.62 | Marion JONES (USA) | Johannesburg (SGJ) | 11 Sep 98 | 21.88 | Dina ASHER-SMITH (GBR) | Doha | 2 Oct |
| 21.63 | Dafne SCHIPPERS (NED) | Beijing (National Stadium) | 28 Aug 15 | 22.00 | Elaine THOMPSON (JAM) | Kingston (JAM) | 23 Jun |
| 21.64 | Merlene OTTEY (JAM) | Bruxelles | 13 Sep 91 | 22.05 | Blessing OKAGBARE (NGR) | Palo Alto, CA (USA) | 30 Jun |
| 21.66 | Elaine THOMPSON (JAM) | Beijing (National Stadium) | 28 Aug 15 | 22.16 | Anglerne ANNELUS (USA) | Austin, TX (USA) | 8 Jun |
| 21.69 | Allyson FELIX (USA) | Eugene, OR | 30 Jun 12 | 22.17 | Sha'Carri RICHARDSON (USA) | Austin, TX (USA) | 8 Jun |
| 21.71 | Marita KOCH (GDR) | Karl-Marx-Stadt | 10 Jun 79 | 22.22 | Shelly-Ann FRASER-PRYCE (JAM) | Kingston (JAM) | 23 Jun |
| 21.71 | Heike DRECHSLER (GDR) | Jena | 29 Jun 86 | 22.22 | Brittany BROWN (USA) | Doha | 2 Oct |
| 21.72 | Grace JACKSON (JAM) | Seoul (Olympic Stadium) | 29 Sep 88 | 22.26 | Mujinga KAMBUNDJI (SUI) | Stadion Schützenmatte, Basel (SUI) | 24 Aug |
| 21.72 | Gwen TORRENCE (USA) | Barcelona (Estadio Olímpico) | 5 Aug 92 | 22.36 | Marie-Josée TA LOU (CIV) | London (GBR) | 20 Jul |

RESULT PROGRESSION

200 Metres Women - Final



| RECORDS | RESULT | NAME | COUNTRY | AGE | VENUE | DATE |
|--------------------------------|--------|---------------------------|---------|-------------------------|----------------------------|-----------------------|
| World Record WR | 21.34 | Florence GRIFFITH-JOYNER | USA | 29 | Seoul (Olympic Stadium) | 29 Sep 1988 |
| Championships Record CR | 21.63 | Dafne SCHIPPERS | NED | 23 | Beijing (National Stadium) | 28 Aug 2015 |
| World Leading WL | 21.74 | Shaunae MILLER-UIBO | BAH | 25 | Zürich (SUI) | 29 Aug 2019 |
| Area Record AR | | National Record NR | | Personal Best PB | | Season Best SB |

2 October 2019

| RANK | BIB | NAME | COUNTRY | DATE of BIRTH | PHASE | HEAT | LANE | PLACE | RESULT | WIND |
|------|-----|--------------------|---------|---------------|------------|------|------|-------|--------------------------|------|
| 1 | | Dina ASHER-SMITH | GBR | 4 Dec 95 | Final | 1 | 7 | 1 | 21.88 NR | +0.9 |
| | | | | | Semi-Final | 3 | 6 | 1 | 22.16 Q | +0.5 |
| | | | | | Round 1 | 4 | 7 | 1 | 22.32 Q | +0.4 |
| 2 | | Brittany BROWN | USA | 18 Apr 95 | Final | 1 | 6 | 2 | 22.22 PB | +0.9 |
| | | | | | Semi-Final | 2 | 5 | 2 | 22.46 Q | +0.4 |
| | | | | | Round 1 | 3 | 9 | 2 | 22.33 Q PB | +0.7 |
| 3 | | Mujinga KAMBUNDJI | SUI | 17 Jun 92 | Final | 1 | 4 | 3 | 22.51 | +0.9 |
| | | | | | Semi-Final | 1 | 9 | 4 | 22.49 Q | +0.4 |
| | | | | | Round 1 | 2 | 2 | 14 | 22.81 Q | +0.2 |
| 4 | | Anglerne ANNELUS | USA | 10 Jan 97 | Final | 1 | 5 | 4 | 22.59 | +0.9 |
| | | | | | Semi-Final | 1 | 5 | 3 | 22.49 Q | +0.4 |
| | | | | | Round 1 | 6 | 8 | 3 | 22.56 Q | -0.1 |
| 5 | | Dezerea BRYANT | USA | 27 Apr 93 | Final | 1 | 8 | 5 | 22.63 | +0.9 |
| | | | | | Semi-Final | 3 | 4 | 5 | 22.56 Q | +0.5 |
| | | | | | Round 1 | 4 | 6 | 4 | 22.56 Q | +0.4 |
| 6 | | Gina BASS | GAM | 3 May 95 | Final | 1 | 2 | 6 | 22.71 | +0.9 |
| | | | | | Semi-Final | 3 | 9 | 8 | 22.60 q | +0.5 |
| | | | | | Round 1 | 5 | 8 | 9 | 22.67 Q | +0.8 |
| 7 | | Ivet LALOVA-COLLIO | BUL | 18 May 84 | Final | 1 | 3 | 7 | 22.77 | +0.9 |
| | | | | | Semi-Final | 2 | 7 | 7 | 22.58 q | +0.4 |
| | | | | | Round 1 | 2 | 7 | 12 | 22.79 Q | +0.2 |
| 8 | | Tynia GAITHER | BAH | 16 Mar 93 | Final | 1 | 9 | 8 | 22.90 | +0.9 |
| | | | | | Semi-Final | 2 | 9 | 6 | 22.57 Q SB | +0.4 |
| | | | | | Round 1 | 4 | 5 | 5 | 22.57 Q SB | +0.4 |

| ALL-TIME TOP LIST | | | | SEASON TOP LIST | | | |
|-------------------|--------------------------------|------------------------------|-----------|-----------------|-------------------------------|------------------------------------|--------|
| RESULT | NAME | VENUE | DATE | RESULT | NAME | VENUE | 2019 |
| 21.34 | Florence GRIFFITH-JOYNER (USA) | Jl (Olympic Stadium) | 29 Sep 88 | 21.74 | Shaunae MILLER-UIBO (BAH) | Zürich (SUI) | 29 Aug |
| 21.62 | Marion JONES (USA) | Johannesburg (SGJ) | 11 Sep 98 | 21.88 | Dina ASHER-SMITH (GBR) | Doha | 2 Oct |
| 21.63 | Dafne SCHIPPERS (NED) | Beijing (National Stadium) | 28 Aug 15 | 22.00 | Elaine THOMPSON (JAM) | Kingston (JAM) | 23 Jun |
| 21.64 | Merlene OTTEY (JAM) | Bruxelles | 13 Sep 91 | 22.05 | Blessinq OKAGBARE (NGR) | Palo Alto, CA (USA) | 30 Jun |
| 21.66 | Elaine THOMPSON (JAM) | Beijing (National Stadium) | 28 Aug 15 | 22.16 | Anglerne ANNELUS (USA) | Austin, TX (USA) | 8 Jun |
| 21.69 | Allyson FELIX (USA) | Eugene, OR | 30 Jun 12 | 22.17 | Sha'Carri RICHARDSON (USA) | Austin, TX (USA) | 8 Jun |
| 21.71 | Marita KOCH (GDR) | Karl-Marx-Stadt | 10 Jun 79 | 22.22 | Shelly-Ann FRASER-PRYCE (JAM) | Kingston (JAM) | 23 Jun |
| 21.71 | Heike DRECHSLER (GDR) | Jena | 29 Jun 86 | 22.22 | Brittany BROWN (USA) | Doha | 2 Oct |
| 21.72 | Grace JACKSON (JAM) | Seoul (Olympic Stadium) | 29 Sep 88 | 22.26 | Mujinga KAMBUNDJI (SUI) | Stadion Schützenmatte, Basel (SUI) | 24 Aug |
| 21.72 | Gwen TORRENCE (USA) | Barcelona (Estadio Olímpico) | 5 Aug 92 | 22.36 | Marie-Josée TA LOU (CIV) | London (GBR) | 20 Jul |

SUMMARY



200 Metres Women - Semi-Final

First 2 in each heat (Q) and the next 2 fastest (q) advance to the Final

| RECORDS | RESULT | NAME | COUNTRY | AGE | VENUE | DATE |
|--------------------------------|--------|---------------------------|---------|-------------------------|----------------------------|-----------------------|
| World Record WR | 21.34 | Florence GRIFFITH-JOYNER | USA | 29 | Seoul (Olympic Stadium) | 29 Sep 1988 |
| Championships Record CR | 21.63 | Dafne SCHIPPERS | NED | 23 | Beijing (National Stadium) | 28 Aug 2015 |
| World Leading WL | 21.74 | Shaunae MILLER-UIBO | BAH | 25 | Zürich (SUI) | 29 Aug 2019 |
| Area Record AR | | National Record NR | | Personal Best PB | | Season Best SB |

1 October 2019

| RANK | PLACE | HEAT | LANE | BIB | NAME | COUNTRY | DATE OF BIRTH | RESULT | WIND |
|------|-------|------|------|-----|-------------------------|---------|---------------|---------------------|------------------|
| 1 | 1 | 3 | 6 | | Dina ASHER-SMITH | GBR | 4 Dec 95 | 22.16 | Q +0.5 |
| 2 | 1 | 2 | 5 | | Brittany BROWN | USA | 18 Apr 95 | 22.46 | Q +0.4 |
| 3 | 1 | 1 | 5 | | Anglerne ANNELUS | USA | 10 Jan 97 | 22.49 (.482) | Q +0.4 |
| 4 | 2 | 1 | 9 | | Mujinga KAMBUNDJI | SUI | 17 Jun 92 | 22.49 (.490) | Q +0.4 |
| 5 | 2 | 3 | 4 | | Dezerea BRYANT | USA | 27 Apr 93 | 22.56 | Q +0.5 |
| 6 | 2 | 2 | 9 | | Tynia GAITHER | BAH | 16 Mar 93 | 22.57 | Q SB +0.4 |
| 7 | 3 | 2 | 7 | | Ivet LALOVA-COLLIO | BUL | 18 May 84 | 22.58 | q +0.4 |
| 8 | 3 | 3 | 9 | | Gina BASS | GAM | 3 May 95 | 22.60 | q +0.5 |
| 9 | 3 | 1 | 3 | | Crystal EMMANUEL | CAN | 27 Nov 91 | 22.65 | SB +0.4 |
| 10 | 4 | 1 | 6 | | Aminatou SEYNI | NIG | 24 Oct 96 | 22.77 | +0.4 |
| 11 | 5 | 1 | 4 | | Jodie WILLIAMS | GBR | 28 Sep 93 | 22.78 | +0.4 |
| 12 | 4 | 3 | 3 | | Maja MIHALINEC | SLO | 17 Dec 89 | 22.81 | +0.5 |
| 13 | 5 | 3 | 8 | | Lisa Marie KWAYIE | GER | 27 Oct 96 | 22.83 | +0.5 |
| 14 | 4 | 2 | 2 | | Bassant HEMIDA | EGY | 28 Sep 96 | 22.92 | +0.4 |
| 15 | 6 | 1 | 2 | | Jamile SAMUEL | NED | 24 Apr 92 | 23.02 | +0.4 |
| 16 | 5 | 2 | 4 | | Carolle ZAH | FRA | 12 Jun 94 | 23.03 (.028) | +0.4 |
| 17 | 6 | 3 | 2 | | Marileidy PAULINO | DOM | 25 Oct 96 | 23.03 (.029) | SB +0.5 |
| 18 | 7 | 1 | 7 | | Tatjana PINTO | GER | 2 Jul 92 | 23.11 (.109) | +0.4 |
| 19 | 6 | 2 | 8 | | Beth DOBBIN | GBR | 7 Jun 94 | 23.11 (.110) | +0.4 |
| 20 | 8 | 1 | 8 | | Shashalee FORBES | JAM | 10 May 96 | 23.14 | +0.4 |
| 21 | 7 | 2 | 3 | | Jessica-Bianca WESSOLLY | GER | 11 Dec 96 | 23.37 | +0.4 |
| 22 | 7 | 3 | 5 | | Kamaria DURANT | TTO | 24 Feb 91 | 23.44 | +0.5 |
| 23 | 8 | 3 | 7 | | Anthonique STRACHAN | BAH | 22 Aug 93 | 25.44 | +0.5 |
| | | 2 | 6 | | Elaine THOMPSON | JAM | 28 Jun 92 | DNS | +0.4 |

| ALL-TIME TOP LIST | | | | SEASON TOP LIST | | | |
|-------------------|--------------------------------|------------------------------|-----------|-----------------|-------------------------------|------------------------------------|--------|
| RESULT | NAME | VENUE | DATE | RESULT | NAME | VENUE | 2019 |
| 21.34 | Florence GRIFFITH-JOYNER (USA) | Seoul (Olympic Stadium) | 29 Sep 88 | 21.74 | Shaunae MILLER-UIBO (BAH) | Zürich (SUI) | 29 Aug |
| 21.62 | Marion JONES (USA) | Johannesburg (SGJ) | 11 Sep 98 | 22.00 | Elaine THOMPSON (JAM) | Kingston (JAM) | 23 Jun |
| 21.63 | Dafne SCHIPPERS (NED) | Beijing (National Stadium) | 28 Aug 15 | 22.05 | Blessinq OKAGBARE (NGR) | Palo Alto, CA (USA) | 30 Jun |
| 21.64 | Merlene OTTEY (JAM) | Bruxelles | 13 Sep 91 | 22.08 | Dina ASHER-SMITH (GBR) | Zürich (SUI) | 29 Aug |
| 21.66 | Elaine THOMPSON (JAM) | Beijing (National Stadium) | 28 Aug 15 | 22.16 | Anglerne ANNELUS (USA) | Austin, TX (USA) | 8 Jun |
| 21.69 | Allyson FELIX (USA) | Eugene, OR | 30 Jun 12 | 22.17 | Sha'Carri RICHARDSON (USA) | Austin, TX (USA) | 8 Jun |
| 21.71 | Marita KOCH (GDR) | Karl-Marx-Stadt | 10 Jun 79 | 22.22 | Shelly-Ann FRASER-PRYCE (JAM) | Kingston (JAM) | 23 Jun |
| 21.71 | Heike DRECHSLER (GDR) | Jena | 29 Jun 86 | 22.26 | Mujinga KAMBUNDJI (SUI) | Stadion Schützenmatte, Basel (SUI) | 24 Aug |
| 21.72 | Grace JACKSON (JAM) | Seoul (Olympic Stadium) | 29 Sep 88 | 22.33 | Brittany BROWN (USA) | Doha | 30 Sep |
| 21.72 | Gwen TORRENCE (USA) | Barcelona (Estadio Olímpico) | 5 Aug 92 | 22.36 | Marie-Josée TA LOU (CIV) | London (GBR) | 20 Jul |

RESULTS



200 Metres Women - Semi-Final

First 2 in each heat (Q) and the next 2 fastest (q) advance to the Final

| RECORDS | RESULT NAME | COUNTRY | AGE | VENUE | DATE |
|--------------------------------|---------------------------------------|-------------------------|-----------------------|----------------------------|-------------|
| World Record WR | 21.34 Florence GRIFFITH-JOYNER | USA | 29 | Seoul (Olympic Stadium) | 29 Sep 1988 |
| Championships Record CR | 21.63 Dafne SCHIPPERS | NED | 23 | Beijing (National Stadium) | 28 Aug 2015 |
| World Leading WL | 21.74 Shaunae MILLER-UIBO | BAH | 25 | Zürich (SUI) | 29 Aug 2019 |
| Area Record AR | National Record NR | Personal Best PB | Season Best SB | | |

| Heat 1 | | 3 | 1 October 2019 | 21:35 START TIME | 25° C TEMPERATURE | 53 % HUMIDITY | +0.4m/s WIND |
|--------|--------------------------|---------|----------------|------------------|------------------------------|---------------|--------------|
| PLACE | NAME | COUNTRY | DATE OF BIRTH | LANE | RESULT | REACTION | Fn |
| 1 | Anglerne ANNELUS | USA | 10 Jan 97 | 5 | 22.49 [.482] Q | 0.182 | |
| 2 | Mujinga KAMBUNDJI | SUI | 17 Jun 92 | 9 | 22.49 [.490] Q | 0.152 | |
| 3 | Crystal EMMANUEL | CAN | 27 Nov 91 | 3 | 22.65 SB | 0.166 | |
| 4 | Aminatou SEYNI | NIG | 24 Oct 96 | 6 | 22.77 | 0.255 | |
| 5 | Jodie WILLIAMS | GBR | 28 Sep 93 | 4 | 22.78 | 0.147 | |
| 6 | Jamile SAMUEL | NED | 24 Apr 92 | 2 | 23.02 | 0.151 | |
| 7 | Tatjana PINTO | GER | 2 Jul 92 | 7 | 23.11 [.109] | 0.171 | |
| 8 | Shashalee FORBES | JAM | 10 May 96 | 8 | 23.14 | 0.168 | |

| Heat 2 | | 3 | 1 October 2019 | 21:43 START TIME | 25° C TEMPERATURE | 53 % HUMIDITY | +0.4m/s WIND |
|--------|--------------------------------|---------|----------------|------------------|---------------------------------|---------------|--------------|
| PLACE | NAME | COUNTRY | DATE OF BIRTH | LANE | RESULT | REACTION | Fn |
| 1 | Brittany BROWN | USA | 18 Apr 95 | 5 | 22.46 Q | 0.263 | |
| 2 | Tynia GAITHER | BAH | 16 Mar 93 | 9 | 22.57 Q SB | 0.154 | |
| 3 | Ivet LALOVA-COLLIO | BUL | 18 May 84 | 7 | 22.58 q | 0.145 | |
| 4 | Bassant HEMIDA | EGY | 28 Sep 96 | 2 | 22.92 | 0.161 | |
| 5 | Carolle ZAHI | FRA | 12 Jun 94 | 4 | 23.03 [.028] | 0.159 | |
| 6 | Beth DOBBIN | GBR | 7 Jun 94 | 8 | 23.11 [.110] | 0.163 | |
| 7 | Jessica-Bianca WESSOLLY | GER | 11 Dec 96 | 3 | 23.37 | 0.169 | |
| | Elaine THOMPSON | JAM | 28 Jun 92 | 6 | DNS | | |

| Heat 3 | | 3 | 1 October 2019 | 21:51 START TIME | 25° C TEMPERATURE | 53 % HUMIDITY | +0.5m/s WIND |
|--------|----------------------------|---------|----------------|------------------|-------------------------------|---------------|--------------|
| PLACE | NAME | COUNTRY | DATE OF BIRTH | LANE | RESULT | REACTION | Fn |
| 1 | Dina ASHER-SMITH | GBR | 4 Dec 95 | 6 | 22.16 Q | 0.149 | |
| 2 | Dezerea BRYANT | USA | 27 Apr 93 | 4 | 22.56 Q | 0.174 | |
| 3 | Gina BASS | GAM | 3 May 95 | 9 | 22.60 q | 0.147 | |
| 4 | Maja MIHALINEC | SLO | 17 Dec 89 | 3 | 22.81 | 0.166 | |
| 5 | Lisa Marie KWAYIE | GER | 27 Oct 96 | 8 | 22.83 | 0.185 | |
| 6 | Marileidy PAULINO | DOM | 25 Oct 96 | 2 | 23.03 [.029] SB | 0.198 | |
| 7 | Kamaria DURANT | TTO | 24 Feb 91 | 5 | 23.44 | 0.146 | |
| 8 | Anthonique STRACHAN | BAH | 22 Aug 93 | 7 | 25.44 | 0.187 | |

| ALL-TIME TOP LIST | | | | SEASON TOP LIST | | | |
|-------------------|--------------------------------|------------------------------|-----------|-----------------|-------------------------------|------------------------------------|--------|
| RESULT | NAME | VENUE | DATE | RESULT | NAME | VENUE | 2019 |
| 21.34 | Florence GRIFFITH-JOYNER (USA) | ul (Olympic Stadium) | 29 Sep 88 | 21.74 | Shaunae MILLER-UIBO (BAH) | Zürich (SUI) | 29 Aug |
| 21.62 | Marion JONES (USA) | Johannesburg (SGJ) | 11 Sep 98 | 22.00 | Elaine THOMPSON (JAM) | Kingston (JAM) | 23 Jun |
| 21.63 | Dafne SCHIPPERS (NED) | Beijing (National Stadium) | 28 Aug 15 | 22.05 | Blessing OKAGBARE (NGR) | Palo Alto, CA (USA) | 30 Jun |
| 21.64 | Merlene OTTEY (JAM) | Bruxelles | 13 Sep 91 | 22.08 | Dina ASHER-SMITH (GBR) | Zürich (SUI) | 29 Aug |
| 21.66 | Elaine THOMPSON (JAM) | Beijing (National Stadium) | 28 Aug 15 | 22.16 | Anglerne ANNELUS (USA) | Austin, TX (USA) | 8 Jun |
| 21.69 | Allyson FELIX (USA) | Eugene, OR | 30 Jun 12 | 22.17 | Sha'Carri RICHARDSON (USA) | Austin, TX (USA) | 8 Jun |
| 21.71 | Marita KOCH (GDR) | Karl-Marx-Stadt | 10 Jun 79 | 22.22 | Shelly-Ann FRASER-PRYCE (JAM) | Kingston (JAM) | 23 Jun |
| 21.71 | Heike DRECHSLER (GDR) | Jena | 29 Jun 86 | 22.26 | Mujinga KAMBUNDJI (SUI) | Stadion Schützenmatte, Basel (SUI) | 24 Aug |
| 21.72 | Grace JACKSON (JAM) | Seoul (Olympic Stadium) | 29 Sep 88 | 22.33 | Brittany BROWN (USA) | Doha | 30 Sep |
| 21.72 | Gwen TORRENCE (USA) | Barcelona (Estadio Olímpico) | 5 Aug 92 | 22.36 | Marie-Josée TA LOU (CIV) | London (GBR) | 20 Jul |



SUMMARY



200 Metres Women - Round 1

First 3 in each heat (Q) and the next 6 fastest (q) advance to the Semi-Finals

| RECORDS | RESULT | NAME | COUNTRY | AGE | VENUE | DATE |
|--------------------------------|--------|---------------------------|---------|-------------------------|----------------------------|-----------------------|
| World Record WR | 21.34 | Florence GRIFFITH-JOYNER | USA | 29 | Seoul (Olympic Stadium) | 29 Sep 1988 |
| Championships Record CR | 21.63 | Dafne SCHIPPERS | NED | 23 | Beijing (National Stadium) | 28 Aug 2015 |
| World Leading WL | 21.74 | Shaunae MILLER-UIBO | BAH | 25 | Zürich (SUI) | 29 Aug 2019 |
| Area Record AR | | National Record NR | | Personal Best PB | | Season Best SB |

30 September 2019

| RANK | PLACE | HEAT | LANE | BIB | NAME | COUNTRY | DATE of BIRTH | RESULT | | WIND |
|------|-------|------|------|-----|-------------------------------|---------|---------------|--------------|-------------|------|
| 1 | 1 | 4 | 7 | | Dina ASHER-SMITH | GBR | 4 Dec 95 | 22.32 | Q | +0.4 |
| 2 | 1 | 3 | 9 | | Brittany BROWN | USA | 18 Apr 95 | 22.33 | Q PB | +0.7 |
| 3 | 1 | 6 | 8 | | Anglerne ANNELUS | USA | 10 Jan 97 | 22.56 (.558) | Q | -0.1 |
| 4 | 2 | 4 | 6 | | Dezerea BRYANT | USA | 27 Apr 93 | 22.56 (.559) | Q | +0.4 |
| 5 | 3 | 4 | 5 | | Tynia GAITHER | BAH | 16 Mar 93 | 22.57 | Q SB | +0.4 |
| 6 | 1 | 5 | 2 | | Aminatou SEYNI | NIG | 24 Oct 96 | 22.58 | Q NR | +0.8 |
| 7 | 2 | 3 | 5 | | Elaine THOMPSON | JAM | 28 Jun 92 | 22.61 | Q | +0.7 |
| 8 | 2 | 5 | 4 | | Tatjana PINTO | GER | 2 Jul 92 | 22.63 | Q PB | +0.8 |
| 9 | 3 | 5 | 8 | | Gina BASS | GAM | 3 May 95 | 22.67 | Q | +0.8 |
| 10 | 3 | 3 | 3 | | Lisa Marie KWAYIE | GER | 27 Oct 96 | 22.77 | Q PB | +0.7 |
| 11 | 4 | 3 | 6 | | Maja MIHALINEC | SLO | 17 Dec 89 | 22.78 | q PB | +0.7 |
| 12 | 1 | 2 | 7 | | Ivet LALOVA-COLLIO | BUL | 18 May 84 | 22.79 | Q | +0.2 |
| 13 | 2 | 2 | 5 | | Jodie WILLIAMS | GBR | 28 Sep 93 | 22.80 | Q | +0.2 |
| 14 | 3 | 2 | 2 | | Mujinga KAMBUNDJI | SUI | 17 Jun 92 | 22.81 | Q | +0.2 |
| 15 | 1 | 1 | 2 | | Anthonique STRACHAN | BAH | 22 Aug 93 | 22.86 | Q | -0.3 |
| 16 | 4 | 2 | 6 | | Bassant HEMIDA | EGY | 28 Sep 96 | 22.88 | q | +0.2 |
| 17 | 4 | 4 | 3 | | Jamile SAMUEL | NED | 24 Apr 92 | 22.90 | q SB | +0.4 |
| 18 | 2 | 6 | 9 | | Carolle ZAHI | FRA | 12 Jun 94 | 22.99 | Q | -0.1 |
| 19 | 5 | 4 | 8 | | Crystal EMMANUEL | CAN | 27 Nov 91 | 23.00 | q | +0.4 |
| 20 | 5 | 3 | 2 | | Marileidy PAULINO | DOM | 25 Oct 96 | 23.04 | q SB | +0.7 |
| 21 | 2 | 1 | 4 | | Kamaria DURANT | TTO | 24 Feb 91 | 23.08 | Q | -0.3 |
| 22 | 6 | 4 | 4 | | Jessica-Bianca WESSOLLY | GER | 11 Dec 96 | 23.10 | q | +0.4 |
| 23 | 3 | 6 | 3 | | Beth DOBBIN | GBR | 7 Jun 94 | 23.14 | Q | -0.1 |
| 24 | 3 | 1 | 3 | | Shashalee FORBES | JAM | 10 May 96 | 23.15 | Q | -0.3 |
| 25 | 4 | 5 | 3 | | Olga SAFRONOVA | KAZ | 5 Nov 91 | 23.16 | | +0.8 |
| 26 | 4 | 6 | 4 | | Krystsina TSIMANOUSKAYA | BLR | 19 Nov 96 | 23.22 | | -0.1 |
| 27 | 5 | 6 | 5 | | Imke VERVAET | BEL | 11 Apr 93 | 23.24 | PB | -0.1 |
| 28 | 5 | 2 | 9 | | Xiaojing LIANG | CHN | 7 Apr 97 | 23.27 | | +0.2 |
| 29 | 4 | 1 | 6 | | Sarah ATCHO | SUI | 1 Jun 95 | 23.29 | | -0.3 |
| 30 | 6 | 3 | 8 | | Gunta VAIČULE | LAT | 9 Mar 95 | 23.32 | | +0.7 |
| 31 | 6 | 2 | 3 | | Mauricia PRIETO | TTO | 20 Nov 95 | 23.33 (.323) | | +0.2 |
| 32 | 7 | 4 | 2 | | Gloria HOOPER | ITA | 3 Mar 92 | 23.33 (.330) | | +0.4 |
| 33 | 8 | 4 | 9 | | Gutsumbi SHARIFOVA | TJK | 2 Dec 97 | 23.45 | | +0.4 |
| 34 | 6 | 6 | 7 | | Rafalia SPANOUDAKI-CHATZIRIGA | GRE | 7 Jun 94 | 23.48 | | -0.1 |
| 35 | 7 | 6 | 2 | | Schillonie CALVERT-POWELL | JAM | 27 Jul 88 | 23.52 | | -0.1 |
| 36 | 7 | 2 | 8 | | Sindija BUKŠA | LAT | 14 Dec 97 | 23.53 | | +0.2 |
| 37 | 5 | 1 | 5 | | Phil HEALY | IRL | 19 Nov 94 | 23.56 (.551) | | -0.3 |
| 38 | 5 | 5 | 6 | | Lorraine MARTINS | BRA | 4 Apr 00 | 23.56 (.560) | | +0.8 |
| 39 | 6 | 5 | 5 | | Man ZHANG | CHN | 20 Apr 97 | 23.60 | | +0.8 |
| 40 | 8 | 2 | 4 | | Archana SUSEENTRAN | IND | 9 Jun 94 | 23.65 | | +0.2 |

SUMMARY
200 Metres Women - Round 1

30 September 2019

| RANK | PLACE | HEAT | LANE | BIB | NAME | COUNTRY | DATE of BIRTH | RESULT | WIND |
|------|-------|------|------|-----|-------------------------|---------|---------------|--------------|---------------|
| 41 | 7 | 3 | 7 | | Vitoria Cristina ROSA | BRA | 12 Jan 96 | 23.81 | +0.7 |
| 42 | 6 | 1 | 8 | | Zoe HOBBS | NZL | 11 Sep 97 | 23.94 | -0.3 |
| 43 | 7 | 5 | 7 | | Veronica Shanti PEREIRA | SGP | 20 Sep 96 | 24.00 | +0.8 |
| | | | 5 | 9 | Blessing OKAGBARE | NGR | 9 Oct 88 | DQ | 163.3(a) +0.8 |
| | | | 6 | 6 | Natacha NGOYE AKAMABI | CGO | 15 Aug 93 | DQ | 163.3(a) -0.1 |
| | | | 1 | 9 | Dafne SCHIPPERS | NED | 15 Jun 92 | DNS | -0.3 |
| | | | 3 | 4 | Ketura NDOYE TI NZAPA | CAF | 7 Aug 97 | DNS | +0.7 |
| | | | 1 | 7 | Marie-Josée TA LOU | CIV | 18 Nov 88 | DNS | -0.3 |

NOTE IAAF Rule 163.3(a) - Lane infringement

| ALL-TIME TOP LIST | | | | SEASON TOP LIST | | | |
|-------------------|--------------------------------|------------------------------|-----------|-----------------|-------------------------------|------------------------------------|--------|
| RESULT | NAME | VENUE | DATE | RESULT | NAME | VENUE | 2019 |
| 21.34 | Florence GRIFFITH-JOYNER (USA) | Jl (Olympic Stadium) | 29 Sep 88 | 21.74 | Shaunae MILLER-UIBO (BAH) | Zürich (SUI) | 29 Aug |
| 21.62 | Marion JONES (USA) | Johannesburg (SGJ) | 11 Sep 98 | 22.00 | Elaine THOMPSON (JAM) | Kingston (JAM) | 23 Jun |
| 21.63 | Dafne SCHIPPERS (NED) | Beijing (National Stadium) | 28 Aug 15 | 22.05 | Blessing OKAGBARE (NGR) | Palo Alto, CA (USA) | 30 Jun |
| 21.64 | Merlene OTTEY (JAM) | Bruxelles | 13 Sep 91 | 22.08 | Dina ASHER-SMITH (GBR) | Zürich (SUI) | 29 Aug |
| 21.66 | Elaine THOMPSON (JAM) | Beijing (National Stadium) | 28 Aug 15 | 22.16 | Anqierne ANNELUS (USA) | Austin, TX (USA) | 8 Jun |
| 21.69 | Allyson FELIX (USA) | Eugene, OR | 30 Jun 12 | 22.17 | Sha'Carri RICHARDSON (USA) | Austin, TX (USA) | 8 Jun |
| 21.71 | Marita KOCH (GDR) | Karl-Marx-Stadt | 10 Jun 79 | 22.22 | Shelly-Ann FRASER-PRYCE (JAM) | Kingston (JAM) | 23 Jun |
| 21.71 | Heike DRECHSLER (GDR) | Jena | 29 Jun 86 | 22.26 | Mujinga KAMBUNDJI (SUI) | Stadion Schützenmatte, Basel (SUI) | 24 Aug |
| 21.72 | Grace JACKSON (JAM) | Seoul (Olympic Stadium) | 29 Sep 88 | 22.33 | Brittany BROWN (USA) | Doha | 30 Sep |
| 21.72 | Gwen TORRENCE (USA) | Barcelona (Estadio Olímpico) | 5 Aug 92 | 22.36 | Marie-Josée TA LOU (CIV) | London (GBR) | 20 Jul |

RESULTS



200 Metres Women - Round 1

First 3 in each heat (Q) and the next 6 fastest (q) advance to the Semi-Finals

| RECORDS | RESULT NAME | COUNTRY | AGE | VENUE | DATE |
|--------------------------------|---------------------------------------|-------------------------|-----------------------|----------------------------|-------------|
| World Record WR | 21.34 Florence GRIFFITH-JOYNER | USA | 29 | Seoul (Olympic Stadium) | 29 Sep 1988 |
| Championships Record CR | 21.63 Dafne SCHIPPERS | NED | 23 | Beijing (National Stadium) | 28 Aug 2015 |
| World Leading WL | 21.74 Shaunae MILLER-UIBO | BAH | 25 | Zürich (SUI) | 29 Aug 2019 |
| Area Record AR | National Record NR | Personal Best PB | Season Best SB | | |

Heat 1 6 30 September 2019 17:05 START TIME 27° C TEMPERATURE 73 % HUMIDITY -0.3m/s WIND

| PLACE | NAME | COUNTRY | DATE OF BIRTH | LANE | RESULT | REACTION | Fn |
|-------|----------------------------|---------|---------------|------|---------------------|----------|-------|
| 1 | Anthonique STRACHAN | BAH | 22 Aug 93 | 2 | 22.86 | Q | 0.192 |
| 2 | Kamaria DURANT | TTO | 24 Feb 91 | 4 | 23.08 | Q | 0.190 |
| 3 | Shashalee FORBES | JAM | 10 May 96 | 3 | 23.15 | Q | 0.147 |
| 4 | Sarah ATCHO | SUI | 1 Jun 95 | 6 | 23.29 | | 0.160 |
| 5 | Phil HEALY | IRL | 19 Nov 94 | 5 | 23.56 (.551) | | 0.168 |
| 6 | Zoe HOBBS | NZL | 11 Sep 97 | 8 | 23.94 | | 0.165 |
| | Dafne SCHIPPERS | NED | 15 Jun 92 | 9 | DNS | | |
| | Marie-Josée TA LOU | CIV | 18 Nov 88 | 7 | DNS | | |

Heat 2 6 30 September 2019 17:14 START TIME 27° C TEMPERATURE 73 % HUMIDITY +0.2m/s WIND

| PLACE | NAME | COUNTRY | DATE OF BIRTH | LANE | RESULT | REACTION | Fn |
|-------|---------------------------|---------|---------------|------|---------------------|----------|-------|
| 1 | Ivet LALOVA-COLLIO | BUL | 18 May 84 | 7 | 22.79 | Q | |
| 2 | Jodie WILLIAMS | GBR | 28 Sep 93 | 5 | 22.80 | Q | 0.172 |
| 3 | Mujinga KAMBUNDJI | SUI | 17 Jun 92 | 2 | 22.81 | Q | 0.136 |
| 4 | Bassant HEMIDA | EGY | 28 Sep 96 | 6 | 22.88 | q | 0.146 |
| 5 | Xiaojing LIANG | CHN | 7 Apr 97 | 9 | 23.27 | | 0.176 |
| 6 | Mauricia PRIETO | TTO | 20 Nov 95 | 3 | 23.33 (.323) | | 0.172 |
| 7 | Sindija BUKŠA | LAT | 14 Dec 97 | 8 | 23.53 | | 0.171 |
| 8 | Archana SUSEENTRAN | IND | 9 Jun 94 | 4 | 23.65 | | 0.201 |

Heat 3 6 30 September 2019 17:23 START TIME 27° C TEMPERATURE 73 % HUMIDITY +0.7m/s WIND

| PLACE | NAME | COUNTRY | DATE OF BIRTH | LANE | RESULT | REACTION | Fn |
|-------|------------------------------|---------|---------------|------|--------------|--------------------|-------|
| 1 | Brittany BROWN | USA | 18 Apr 95 | 9 | 22.33 | Q PB | 0.177 |
| 2 | Elaine THOMPSON | JAM | 28 Jun 92 | 5 | 22.61 | Q | 0.168 |
| 3 | Lisa Marie KWAYIE | GER | 27 Oct 96 | 3 | 22.77 | Q PB | 0.179 |
| 4 | Maja MIHALINEC | SLO | 17 Dec 89 | 6 | 22.78 | q PB | 0.169 |
| 5 | Marileidy PAULINO | DOM | 25 Oct 96 | 2 | 23.04 | q SB | 0.186 |
| 6 | Gunta VAIČULE | LAT | 9 Mar 95 | 8 | 23.32 | | 0.210 |
| 7 | Vitoria Cristina ROSA | BRA | 12 Jan 96 | 7 | 23.81 | | 0.180 |
| | Ketura NDOYE TI NZAPA | CAF | 7 Aug 97 | 4 | DNS | | |

Heat 4 6 30 September 2019 17:32 START TIME 27° C TEMPERATURE 73 % HUMIDITY +0.4m/s WIND

| PLACE | NAME | COUNTRY | DATE OF BIRTH | LANE | RESULT | REACTION | Fn |
|-------|--------------------------------|---------|---------------|------|---------------------|--------------------|-------|
| 1 | Dina ASHER-SMITH | GBR | 4 Dec 95 | 7 | 22.32 | Q | 0.142 |
| 2 | Dezerea BRYANT | USA | 27 Apr 93 | 6 | 22.56 (.559) | Q | 0.156 |
| 3 | Tynia GAITHER | BAH | 16 Mar 93 | 5 | 22.57 | Q SB | 0.147 |
| 4 | Jamile SAMUEL | NED | 24 Apr 92 | 3 | 22.90 | q SB | 0.158 |
| 5 | Crystal EMMANUEL | CAN | 27 Nov 91 | 8 | 23.00 | q | 0.160 |
| 6 | Jessica-Bianca WESSOLLY | GER | 11 Dec 96 | 4 | 23.10 | q | 0.191 |
| 7 | Gloria HOOPER | ITA | 3 Mar 92 | 2 | 23.33 (.330) | | 0.191 |
| 8 | Gulsumbi SHARIFOVA | TJK | 2 Dec 97 | 9 | 23.45 | | 0.260 |

RESULTS
200 Metres Women - Round 1

Heat 5 **6** **30 September 2019** 17:41 START TIME 27° C TEMPERATURE 73 % HUMIDITY +0.8m/s WIND

| PLACE | NAME | COUNTRY | DATE OF BIRTH | LANE | RESULT | REACTION | Fn |
|-------|--------------------------------|---------|---------------|------|---------------------|----------|-------|
| 1 | Aminatou SEYNI | NIG | 24 Oct 96 | 2 | 22.58 | Q NR | 0.213 |
| 2 | Tatjana PINTO | GER | 2 Jul 92 | 4 | 22.63 | Q PB | 0.175 |
| 3 | Gina BASS | GAM | 3 May 95 | 8 | 22.67 | Q | 0.146 |
| 4 | Olga SAFRONOVA | KAZ | 5 Nov 91 | 3 | 23.16 | | 0.161 |
| 5 | Lorraine MARTINS | BRA | 4 Apr 00 | 6 | 23.56 [.560] | | 0.164 |
| 6 | Man ZHANG | CHN | 20 Apr 97 | 5 | 23.60 | | 0.180 |
| 7 | Veronica Shanti PEREIRA | SGP | 20 Sep 96 | 7 | 24.00 | | 0.196 |
| | Blessing OKAGBARE | NGR | 9 Oct 88 | 9 | DQ 163.3(a) | | 0.182 |

NOTE IAAF Rule 163.3(a) - Lane infringement

Heat 6 **6** **30 September 2019** 17:50 START TIME 27° C TEMPERATURE 73 % HUMIDITY -0.1m/s WIND

| PLACE | NAME | COUNTRY | DATE OF BIRTH | LANE | RESULT | REACTION | Fn |
|-------|--------------------------------------|---------|---------------|------|---------------------|----------|-------|
| 1 | Anglerne ANNELUS | USA | 10 Jan 97 | 8 | 22.56 [.558] | Q | 0.187 |
| 2 | Carolle ZAHI | FRA | 12 Jun 94 | 9 | 22.99 | Q | 0.147 |
| 3 | Beth DOBBIN | GBR | 7 Jun 94 | 3 | 23.14 | Q | 0.161 |
| 4 | Krystsina TSIMANOUSKAYA | BLR | 19 Nov 96 | 4 | 23.22 | | 0.184 |
| 5 | Imke VERVAET | BEL | 11 Apr 93 | 5 | 23.24 | PB | 0.160 |
| 6 | Rafalia SPANOUDAKI-CHATZIRIGA | GRE | 7 Jun 94 | 7 | 23.48 | | 0.152 |
| 7 | Schillonie CALVERT-POWELL | JAM | 27 Jul 88 | 2 | 23.52 | | 0.165 |
| | Natacha NGOYE AKAMABI | CGO | 15 Aug 93 | 6 | DQ 163.3(a) | | 0.145 |

NOTE IAAF Rule 163.3(a) - Lane infringement

| ALL-TIME TOP LIST | | | | SEASON TOP LIST | | | |
|-------------------|--------------------------------|------------------------------|-----------|-----------------|-------------------------------|------------------------------------|--------|
| RESULT | NAME | VENUE | DATE | RESULT | NAME | VENUE | 2019 |
| 21.34 | Florence GRIFFITH-JOYNER (USA) | ل (Olympic Stadium) | 29 Sep 88 | 21.74 | Shaunae MILLER-UIBO (BAH) | Zürich (SUI) | 29 Aug |
| 21.62 | Marion JONES (USA) | Johannesburg (SGJ) | 11 Sep 98 | 22.00 | Elaine THOMPSON (JAM) | Kingston (JAM) | 23 Jun |
| 21.63 | Dafne SCHIPPERS (NED) | Beijing (National Stadium) | 28 Aug 15 | 22.05 | Blessing OKAGBARE (NGR) | Palo Alto, CA (USA) | 30 Jun |
| 21.64 | Merlene OTTEY (JAM) | Bruxelles | 13 Sep 91 | 22.08 | Dina ASHER-SMITH (GBR) | Zürich (SUI) | 29 Aug |
| 21.66 | Elaine THOMPSON (JAM) | Beijing (National Stadium) | 28 Aug 15 | 22.16 | Anglerne ANNELUS (USA) | Austin, TX (USA) | 8 Jun |
| 21.69 | Allyson FELIX (USA) | Eugene, OR | 30 Jun 12 | 22.17 | Sha'Carri RICHARDSON (USA) | Austin, TX (USA) | 8 Jun |
| 21.71 | Marita KOCH (GDR) | Karl-Marx-Stadt | 10 Jun 79 | 22.22 | Shelly-Ann FRASER-PRYCE (JAM) | Kingston (JAM) | 23 Jun |
| 21.71 | Heike DRECHSLER (GDR) | Jena | 29 Jun 86 | 22.26 | Mujinga KAMBUNDJI (SUI) | Stadion Schützenmatte, Basel (SUI) | 24 Aug |
| 21.72 | Grace JACKSON (JAM) | Seoul (Olympic Stadium) | 29 Sep 88 | 22.33 | Brittany BROWN (USA) | Doha | 30 Sep |
| 21.72 | Gwen TORRENCE (USA) | Barcelona (Estadio Olímpico) | 5 Aug 92 | 22.36 | Marie-Josée TA LOU (CIV) | London (GBR) | 20 Jul |

RESULTS



400 Metres Women - Final

| RECORDS | RESULT | NAME | COUNTRY | AGE | VENUE | DATE |
|--------------------------------|--------------|---------------------------|---------|-------------------------|----------------------------|-----------------------|
| World Record WR | 47.60 | Marita KOCH | GDR | 28 | Canberra (Bruce Stadium) | 6 Oct 1985 |
| Championships Record CR | 47.99 | Jarmila KRATOCHVÍLOVÁ | TCH | 32 | Helsinki (Olympic Stadium) | 10 Aug 1983 |
| World Leading WL | 48.14 | Salwa Eid NASER | BRN | 21 | Doha | 3 Oct 2019 |
| Area Record AR | | National Record NR | | Personal Best PB | | Season Best SB |

3 October 2019 23:50 START TIME 26° C TEMPERATURE 61 % HUMIDITY

| PLACE | NAME | COUNTRY | DATE OF BIRTH | LANE | RESULT | REACTION | Fn |
|-------|--------------------------------|---------|---------------|------|--------------|-----------------|----|
| 1 | Salwa Eid NASER | BRN | 23 May 98 | 5 | 48.14 | WL 0.186 | |
| 2 | Shaunae MILLER-UIBO | BAH | 15 Apr 94 | 7 | 48.37 | AR 0.145 | |
| 3 | Shericka JACKSON | JAM | 16 Jul 94 | 3 | 49.47 | PB 0.184 | |
| 4 | Wadeline JONATHAS | USA | 19 Feb 98 | 6 | 49.60 | PB 0.181 | |
| 5 | Phyllis FRANCIS | USA | 4 May 92 | 8 | 49.61 | PB 0.197 | |
| 6 | Stephenie Ann MCPHERSON | JAM | 25 Nov 88 | 4 | 50.89 | 0.124 | |
| 7 | Justyna ŚWIĘTY-ERSETIC | POL | 3 Dec 92 | 9 | 50.95 | 0.228 | |
| 8 | Iga BAUMGART-WITAN | POL | 11 Apr 89 | 2 | 51.29 | 0.187 | |

| ALL-TIME TOP LIST | | | |
|-------------------|-----------------------------|-------------------------------|-----------|
| RESULT | NAME | VENUE | DATE |
| 47.60 | Marita KOCH (GDR) | Canberra (Bruce Stadium) | 6 Oct 85 |
| 47.99 | Jarmila KRATOCHVÍLOVÁ (TCH) | Helsinki (Olympic Stadium) | 10 Aug 83 |
| 48.14 | Salwa Eid NASER (BRN) | Doha | 3 Oct 19 |
| 48.25 | Marie-José PÉREC (FRA) | Atlanta (Olympic Stadium), GA | 29 Jul 96 |
| 48.27 | Olga BRYZGINA (URS) | Canberra (Bruce Stadium) | 6 Oct 85 |
| 48.37 | Shaunae MILLER-UIBO (BAH) | Doha | 3 Oct 19 |
| 48.59 | Tatána KOCEMBOVÁ (TCH) | Helsinki (Olympic Stadium) | 10 Aug 83 |
| 48.63 | Cathy FREEMAN (AUS) | Atlanta (Olympic Stadium), GA | 29 Jul 96 |
| 48.70 | Sanya RICHARDS-ROSS (USA) | Athina (Olympic Stadium) | 16 Sep 06 |
| 48.83 | Valerie BRISCO-HOOKS (USA) | Atenas (Memorial Coliseum) | 6 Aug 84 |

| SEASON TOP LIST | | | |
|-----------------|-----------------------------|----------------------|--------|
| RESULT | NAME | VENUE | 2019 |
| 48.14 | Salwa Eid NASER (BRN) | Doha | 3 Oct |
| 48.37 | Shaunae MILLER-UIBO (BAH) | Doha | 3 Oct |
| 49.19 | Aminatou SEYNI (NIG) | Lausanne (SUI) | 5 Jul |
| 49.47 | Shericka JACKSON (JAM) | Doha | 3 Oct |
| 49.60 | Wadeline JONATHAS (USA) | Doha | 3 Oct |
| 49.61 | Phyllis FRANCIS (USA) | Doha | 3 Oct |
| 50.20 | Shakima WIMBLEY (USA) | Des Moines, IA (USA) | 26 Jul |
| 50.38 | Kendall ELLIS (USA) | Des Moines, IA (USA) | 27 Jul |
| 50.48 | Christine BOTLOGETSWE (BOT) | Rabat (MAR) | 16 Jun |
| 50.59 | Galefele MOROKO (BOT) | Doha | 30 Sep |

RESULT PROGRESSION

400 Metres Women - Final



| RECORDS | RESULT NAME | COUNTRY | AGE | VENUE | DATE |
|--------------------------------|------------------------------------|-------------------------|-----------------------|----------------------------|-------------|
| World Record WR | 47.60 Marita KOCH | GDR | 28 | Canberra (Bruce Stadium) | 6 Oct 1985 |
| Championships Record CR | 47.99 Jarmila KRATOCHVÍLOVÁ | TCH | 32 | Helsinki (Olympic Stadium) | 10 Aug 1983 |
| World Leading WL | 48.14 Salwa Eid NASER | BRN | 21 | Doha | 3 Oct 2019 |
| Area Record AR | National Record NR | Personal Best PB | Season Best SB | | |

3 October 2019

| RANK | BIB | NAME | COUNTRY | DATE of BIRTH | PHASE | HEAT | LANE | PLACE | RESULT | |
|------|-----|-------------------------|---------|---------------|------------|------|------|-------|----------------|-----------|
| 1 | | Salwa Eid NASER | BRN | 23 May 98 | Final | 1 | 5 | 1 | 48.14 | WL |
| | | | | | Semi-Final | 1 | 7 | 2 | 49.79 Q | |
| | | | | | Round 1 | 6 | 2 | 3 | 50.74 Q | |
| 2 | | Shaunae MILLER-UIBO | BAH | 15 Apr 94 | Final | 1 | 7 | 2 | 48.37 | AR |
| | | | | | Semi-Final | 2 | 6 | 1 | 49.66 Q | |
| | | | | | Round 1 | 5 | 5 | 9 | 51.30 Q | |
| 3 | | Shericka JACKSON | JAM | 16 Jul 94 | Final | 1 | 3 | 3 | 49.47 | PB |
| | | | | | Semi-Final | 2 | 7 | 4 | 50.10 q | |
| | | | | | Round 1 | 2 | 8 | 5 | 51.13 Q | |
| 4 | | Wadeline JONATHAS | USA | 19 Feb 98 | Final | 1 | 6 | 4 | 49.60 | PB |
| | | | | | Semi-Final | 2 | 4 | 3 | 50.07 Q | PB |
| | | | | | Round 1 | 2 | 3 | 1 | 50.57 Q | |
| 5 | | Phyllis FRANCIS | USA | 4 May 92 | Final | 1 | 8 | 5 | 49.61 | PB |
| | | | | | Semi-Final | 1 | 5 | 5 | 50.22 Q | SB |
| | | | | | Round 1 | 1 | 2 | 4 | 50.77 Q | |
| 6 | | Stephanie Ann MCPHERSON | JAM | 25 Nov 88 | Final | 1 | 4 | 6 | 50.89 | |
| | | | | | Semi-Final | 3 | 6 | 6 | 50.70 Q | SB |
| | | | | | Round 1 | 4 | 3 | 8 | 51.21 Q | |
| 7 | | Justyna ŚWIĘTY-ERSETIC | POL | 3 Dec 92 | Final | 1 | 9 | 7 | 50.95 | |
| | | | | | Semi-Final | 3 | 5 | 7 | 50.96 Q | |
| | | | | | Round 1 | 6 | 8 | 11 | 51.34 Q | |
| 8 | | Iga BAUMGART-WITAN | POL | 11 Apr 89 | Final | 1 | 2 | 8 | 51.29 | |
| | | | | | Semi-Final | 1 | 6 | 8 | 51.02 q | PB |
| | | | | | Round 1 | 3 | 8 | 11 | 51.34 Q | |

| ALL-TIME TOP LIST | | | | SEASON TOP LIST | | | |
|-------------------|-----------------------------|-------------------------------|-----------|-----------------|-----------------------------|----------------------|--------|
| RESULT | NAME | VENUE | DATE | RESULT | NAME | VENUE | 2019 |
| 47.60 | Marita KOCH (GDR) | Canberra (Bruce Stadium) | 6 Oct 85 | 48.14 | Salwa Eid NASER (BRN) | Doha | 3 Oct |
| 47.99 | Jarmila KRATOCHVÍLOVÁ (TCH) | Helsinki (Olympic Stadium) | 10 Aug 83 | 48.37 | Shaunae MILLER-UIBO (BAH) | Doha | 3 Oct |
| 48.14 | Salwa Eid NASER (BRN) | Doha | 3 Oct 19 | 49.19 | Aminatou SEYNI (NIG) | Lausanne (SUI) | 5 Jul |
| 48.25 | Marie-José PÉREC (FRA) | Atlanta (Olympic Stadium), GA | 29 Jul 96 | 49.47 | Shericka JACKSON (JAM) | Doha | 3 Oct |
| 48.27 | Olga BRYZGINA (URS) | Canberra (Bruce Stadium) | 6 Oct 85 | 49.60 | Wadeline JONATHAS (USA) | Doha | 3 Oct |
| 48.37 | Shaunae MILLER-UIBO (BAH) | Doha | 3 Oct 19 | 49.61 | Phyllis FRANCIS (USA) | Doha | 3 Oct |
| 48.59 | Tatána KOCEMBOVÁ (TCH) | Helsinki (Olympic Stadium) | 10 Aug 83 | 50.20 | Shakima WIMBLEY (USA) | Des Moines, IA (USA) | 26 Jul |
| 48.63 | Cathy FREEMAN (AUS) | Atlanta (Olympic Stadium), GA | 29 Jul 96 | 50.38 | Kendall ELLIS (USA) | Des Moines, IA (USA) | 27 Jul |
| 48.70 | Sanya RICHARDS-ROSS (USA) | Athina (Olympic Stadium) | 16 Sep 06 | 50.48 | Christine BOTLOGETSWE (BOT) | Rabat (MAR) | 16 Jun |
| 48.83 | Valerie BRISCO-HOOKS (USA) | Ates (Memorial Coliseum) | 6 Aug 84 | 50.59 | Galefele MOROKO (BOT) | Doha | 30 Sep |

SUMMARY



400 Metres Women - Semi-Final

First 2 in each heat (Q) and the next 2 fastest (q) advance to the Final

| RECORDS | RESULT | NAME | COUNTRY | AGE | VENUE | DATE |
|--------------------------------|--------|---------------------------|---------|-------------------------|----------------------------|-----------------------|
| World Record WR | 47.60 | Marita KOCH | GDR | 28 | Canberra (Bruce Stadium) | 6 Oct 1985 |
| Championships Record CR | 47.99 | Jarmila KRATOCHVÍLOVÁ | TCH | 32 | Helsinki (Olympic Stadium) | 10 Aug 1983 |
| World Leading WL | 49.05 | Shaunae MILLER-UIBO | BAH | 25 | Gainesville, FL (USA) | 27 Apr 2019 |
| Area Record AR | | National Record NR | | Personal Best PB | | Season Best SB |

1 October 2019

| RANK | PLACE | HEAT | LANE | BIB | NAME | COUNTRY | DATE OF BIRTH | RESULT | |
|------|-------|------|------|-----|-------------------------|---------|---------------|--------------|-------------|
| 1 | 1 | 2 | 6 | | Shaunae MILLER-UIBO | BAH | 15 Apr 94 | 49.66 | Q |
| 2 | 1 | 1 | 7 | | Salwa Eid NASER | BRN | 23 May 98 | 49.79 | Q |
| 3 | 2 | 2 | 4 | | Wadeline JONATHAS | USA | 19 Feb 98 | 50.07 | Q PB |
| 4 | 3 | 2 | 7 | | Shericka JACKSON | JAM | 16 Jul 94 | 50.10 | q |
| 5 | 2 | 1 | 5 | | Phyllis FRANCIS | USA | 4 May 92 | 50.22 | Q SB |
| 6 | 1 | 3 | 6 | | Stephenie Ann MCPHERSON | JAM | 25 Nov 88 | 50.70 | Q SB |
| 7 | 2 | 3 | 5 | | Justyna ŚWIĘTY-ERSETIC | POL | 3 Dec 92 | 50.96 | Q |
| 8 | 3 | 1 | 6 | | Iga BAUMGART-WITAN | POL | 11 Apr 89 | 51.02 | q PB |
| 9 | 4 | 1 | 8 | | Paola MORÁN | MEX | 25 Feb 97 | 51.08 | |
| 10 | 4 | 2 | 5 | | Sada WILLIAMS | BAR | 1 Dec 97 | 51.31 | PB |
| 11 | 5 | 2 | 2 | | Lisanne DE WITTE | NED | 10 Sep 92 | 51.41 | |
| 12 | 6 | 2 | 3 | | Roxana GÓMEZ | CUB | 7 Jan 99 | 51.56 | SB |
| 13 | 7 | 2 | 9 | | Bendere OBOYA | AUS | 17 Apr 00 | 51.58 (.578) | |
| 14 | 3 | 3 | 3 | | Kendall ELLIS | USA | 8 Mar 96 | 51.58 (.580) | |
| 15 | 4 | 3 | 2 | | Emily DIAMOND | GBR | 11 Jun 91 | 51.62 | SB |
| 16 | 5 | 1 | 3 | | Aliyah ABRAMS | GUY | 3 Apr 97 | 51.71 | |
| 17 | 6 | 1 | 2 | | Patience Okon GEORGE | NGR | 25 Nov 91 | 51.89 | |
| 18 | 5 | 3 | 9 | | Mary MORAA | KEN | 15 Jun 00 | 52.11 | |
| 19 | 7 | 1 | 4 | | Déborah SANANES | FRA | 26 Oct 95 | 52.24 | |
| 20 | 8 | 2 | 8 | | Lada VONDROVÁ | CZE | 6 Sep 99 | 52.25 | |
| 21 | 6 | 3 | 8 | | Favour OFILI | NGR | 31 Dec 02 | 52.58 | |
| 22 | 8 | 1 | 9 | | Laviai NIELSEN | GBR | 13 Mar 96 | 52.94 | |
| 23 | 7 | 3 | 7 | | Shakima WIMBLEY | USA | 23 Apr 95 | 1:13.55 | |
| | | 3 | 4 | | Galefele MOROKO | BOT | 16 Apr 97 | DNF | |

| ALL-TIME TOP LIST | | | | SEASON TOP LIST | | | |
|-------------------|-----------------------------|-------------------------------|-----------|-----------------|-----------------------------|-----------------------|--------|
| RESULT | NAME | VENUE | DATE | RESULT | NAME | VENUE | 2019 |
| 47.60 | Marita KOCH (GDR) | Canberra (Bruce Stadium) | 6 Oct 85 | 49.05 | Shaunae MILLER-UIBO (BAH) | Gainesville, FL (USA) | 27 Apr |
| 47.99 | Jarmila KRATOCHVÍLOVÁ (TCH) | Helsinki (Olympic Stadium) | 10 Aug 83 | 49.17 | Salwa Eid NASER (BRN) | Lausanne (SUI) | 5 Jul |
| 48.25 | Marie-José PÉREC (FRA) | Atlanta (Olympic Stadium), GA | 29 Jul 96 | 49.19 | Aminatou SEYNI (NIG) | Lausanne (SUI) | 5 Jul |
| 48.27 | Olga BRYZGINA (URS) | Canberra (Bruce Stadium) | 6 Oct 85 | 49.78 | Shericka JACKSON (JAM) | Kingston (JAM) | 23 Jun |
| 48.59 | Tatána KOCEMBOVÁ (TCH) | Helsinki (Olympic Stadium) | 10 Aug 83 | 50.07 | Wadeline JONATHAS (USA) | Doha | 1 Oct |
| 48.63 | Cathy FREEMAN (AUS) | Atlanta (Olympic Stadium), GA | 29 Jul 96 | 50.20 | Shakima WIMBLEY (USA) | Des Moines, IA (USA) | 26 Jul |
| 48.70 | Sanya RICHARDS-ROSS (USA) | Athina (Olympic Stadium) | 16 Sep 06 | 50.22 | Phyllis FRANCIS (USA) | Doha | 1 Oct |
| 48.83 | Valerie BRISCO-HOOKS (USA) | Atenas (Memorial Coliseum) | 6 Aug 84 | 50.38 | Kendall ELLIS (USA) | Des Moines, IA (USA) | 27 Jul |
| 48.89 | Ana Gabriela GUEVARA (MEX) | t-Denis (Stade de France) | 27 Aug 03 | 50.48 | Christine BOTLOGETSWE (BOT) | Rabat (MAR) | 16 Jun |
| 48.97 | Shaunae MILLER-UIBO (BAH) | Monaco (MON) | 20 Jul 18 | 50.59 | Galefele MOROKO (BOT) | Doha | 30 Sep |

RESULTS



400 Metres Women - Semi-Final

First 2 in each heat (Q) and the next 2 fastest (q) advance to the Final

| RECORDS | RESULT NAME | COUNTRY | AGE | VENUE | DATE |
|--------------------------------|------------------------------------|-------------------------|-----------------------|----------------------------|-------------|
| World Record WR | 47.60 Marita KOCH | GDR | 28 | Canberra (Bruce Stadium) | 6 Oct 1985 |
| Championships Record CR | 47.99 Jarmila KRATOCHVÍLOVÁ | TCH | 32 | Helsinki (Olympic Stadium) | 10 Aug 1983 |
| World Leading WL | 49.05 Shaunae MILLER-UIBO | BAH | 25 | Gainesville, FL (USA) | 27 Apr 2019 |
| Area Record AR | National Record NR | Personal Best PB | Season Best SB | | |

Heat 1 3 1 October 2019 20:50 START TIME 25° C TEMPERATURE 53 % HUMIDITY

| PLACE | NAME | COUNTRY | DATE OF BIRTH | LANE | RESULT | REACTION | Fn |
|-------|----------------------|---------|---------------|------|--------------|-------------|-------|
| 1 | Salwa Eid NASER | BRN | 23 May 98 | 7 | 49.79 | Q | 0.185 |
| 2 | Phyllis FRANCIS | USA | 4 May 92 | 5 | 50.22 | Q SB | 0.218 |
| 3 | Iga BAUMGART-WITAN | POL | 11 Apr 89 | 6 | 51.02 | q PB | 0.192 |
| 4 | Paola MORÁN | MEX | 25 Feb 97 | 8 | 51.08 | | 0.233 |
| 5 | Aliyah ABRAMS | GUY | 3 Apr 97 | 3 | 51.71 | | 0.156 |
| 6 | Patience Okon GEORGE | NGR | 25 Nov 91 | 2 | 51.89 | | 0.167 |
| 7 | Déborah SANANES | FRA | 26 Oct 95 | 4 | 52.24 | | 0.210 |
| 8 | Laviai NIELSEN | GBR | 13 Mar 96 | 9 | 52.94 | | 0.166 |

Heat 2 3 1 October 2019 20:59 START TIME 25° C TEMPERATURE 53 % HUMIDITY

| PLACE | NAME | COUNTRY | DATE OF BIRTH | LANE | RESULT | REACTION | Fn |
|-------|---------------------|---------|---------------|------|---------------------|-------------|-------|
| 1 | Shaunae MILLER-UIBO | BAH | 15 Apr 94 | 6 | 49.66 | Q | 0.144 |
| 2 | Wadeline JONATHAS | USA | 19 Feb 98 | 4 | 50.07 | Q PB | 0.202 |
| 3 | Shericka JACKSON | JAM | 16 Jul 94 | 7 | 50.10 | q | 0.181 |
| 4 | Sada WILLIAMS | BAR | 1 Dec 97 | 5 | 51.31 | PB | 0.171 |
| 5 | Lisanne DE WITTE | NED | 10 Sep 92 | 2 | 51.41 | | 0.197 |
| 6 | Roxana GÓMEZ | CUB | 7 Jan 99 | 3 | 51.56 | SB | 0.191 |
| 7 | Bendere OBOYA | AUS | 17 Apr 00 | 9 | 51.58 (.578) | | 0.215 |
| 8 | Lada VONDRÓVÁ | CZE | 6 Sep 99 | 8 | 52.25 | | 0.219 |

Heat 3 3 1 October 2019 21:09 START TIME 25° C TEMPERATURE 53 % HUMIDITY

| PLACE | NAME | COUNTRY | DATE OF BIRTH | LANE | RESULT | REACTION | Fn |
|-------|-------------------------|---------|---------------|------|---------------------|-------------|-------|
| 1 | Stephenie Ann MCPHERSON | JAM | 25 Nov 88 | 6 | 50.70 | Q SB | 0.134 |
| 2 | Justyna ŚWIEŻY-ERSETIC | POL | 3 Dec 92 | 5 | 50.96 | Q | 0.213 |
| 3 | Kendall ELLIS | USA | 8 Mar 96 | 3 | 51.58 (.580) | | 0.202 |
| 4 | Emily DIAMOND | GBR | 11 Jun 91 | 2 | 51.62 | SB | 0.129 |
| 5 | Mary MORAA | KEN | 15 Jun 00 | 9 | 52.11 | | 0.276 |
| 6 | Favour OFILI | NGR | 31 Dec 02 | 8 | 52.58 | | 0.185 |
| 7 | Shakima WIMBLEY | USA | 23 Apr 95 | 7 | 1:13.55 | | 0.201 |
| | Galefele MOROKO | BOT | 16 Apr 97 | 4 | DNF | | 0.214 |

| ALL-TIME TOP LIST | | | | SEASON TOP LIST | | | |
|-------------------|-----------------------------|-------------------------------|-----------|-----------------|-----------------------------|-----------------------|--------|
| RESULT | NAME | VENUE | DATE | RESULT | NAME | VENUE | 2019 |
| 47.60 | Marita KOCH (GDR) | Canberra (Bruce Stadium) | 6 Oct 85 | 49.05 | Shaunae MILLER-UIBO (BAH) | Gainesville, FL (USA) | 27 Apr |
| 47.99 | Jarmila KRATOCHVÍLOVÁ (TCH) | Helsinki (Olympic Stadium) | 10 Aug 83 | 49.17 | Salwa Eid NASER (BRN) | Lausanne (SUI) | 5 Jul |
| 48.25 | Marie-José PÉREC (FRA) | Atlanta (Olympic Stadium), GA | 29 Jul 96 | 49.19 | Aminatou SEYNI (NIG) | Lausanne (SUI) | 5 Jul |
| 48.27 | Olga BRYZGINA (URS) | Canberra (Bruce Stadium) | 6 Oct 85 | 49.78 | Shericka JACKSON (JAM) | Kingston (JAM) | 23 Jun |
| 48.59 | Tatána KOCEMBOVÁ (TCH) | Helsinki (Olympic Stadium) | 10 Aug 83 | 50.07 | Wadeline JONATHAS (USA) | Doha | 1 Oct |
| 48.63 | Cathy FREEMAN (AUS) | Atlanta (Olympic Stadium), GA | 29 Jul 96 | 50.20 | Shakima WIMBLEY (USA) | Des Moines, IA (USA) | 26 Jul |
| 48.70 | Sanya RICHARDS-ROSS (USA) | Athina (Olympic Stadium) | 16 Sep 06 | 50.22 | Phyllis FRANCIS (USA) | Doha | 1 Oct |
| 48.83 | Valerie BRISCO-HOOKS (USA) | Atenas (Memorial Coliseum) | 6 Aug 84 | 50.38 | Kendall ELLIS (USA) | Des Moines, IA (USA) | 27 Jul |
| 48.89 | Ana Gabriela GUEVARA (MEX) | t-Denis (Stade de France) | 27 Aug 03 | 50.48 | Christine BOTLOGETSWE (BOT) | Rabat (MAR) | 16 Jun |
| 48.97 | Shaunae MILLER-UIBO (BAH) | Monaco (MON) | 20 Jul 18 | 50.59 | Galefele MOROKO (BOT) | Doha | 30 Sep |

SUMMARY



400 Metres Women - Round 1

First 3 in each heat (Q) and the next 6 fastest (q) advance to the Semi-Finals

SHAKIMA WIMBLEY (USA) REINSTATED BY THE VIDEO REFEREE

| RECORDS | RESULT | NAME | COUNTRY | AGE | VENUE | DATE |
|--------------------------------|--------|---------------------------|---------|-------------------------|----------------------------|-----------------------|
| World Record WR | 47.60 | Marita KOCH | GDR | 28 | Canberra (Bruce Stadium) | 6 Oct 1985 |
| Championships Record CR | 47.99 | Jarmila KRATOCHVÍLOVÁ | TCH | 32 | Helsinki (Olympic Stadium) | 10 Aug 1983 |
| World Leading WL | 49.05 | Shaunae MILLER-UIBO | BAH | 25 | Gainesville, FL (USA) | 27 Apr 2019 |
| Area Record AR | | National Record NR | | Personal Best PB | | Season Best SB |

30 September 2019

| RANK | PLACE | HEAT | LANE | BIB | NAME | COUNTRY | DATE of BIRTH | RESULT | |
|------|-------|------|------|-----|---------------------------|---------|---------------|--------------|-------------|
| 1 | 1 | 2 | 3 | | Wadeline JONATHAS | USA | 19 Feb 98 | 50.57 | Q |
| 2 | 1 | 4 | 2 | | Galefele MOROKO | BOT | 16 Apr 97 | 50.59 | Q PB |
| 3 | 1 | 6 | 2 | | Salwa Eid NASER | BRN | 23 May 98 | 50.74 | Q |
| 4 | 1 | 1 | 2 | | Phyllis FRANCIS | USA | 4 May 92 | 50.77 | Q |
| 5 | 2 | 2 | 8 | | Shericka JACKSON | JAM | 16 Jul 94 | 51.13 | Q |
| 6 | 1 | 3 | 9 | | Shakima WIMBLEY | USA | 23 Apr 95 | 51.17 | Q |
| 7 | 3 | 2 | 6 | | Bendere OBOYA | AUS | 17 Apr 00 | 51.21 (.203) | Q PB |
| 8 | 2 | 4 | 3 | | Stephenie Ann MCPHERSON | JAM | 25 Nov 88 | 51.21 (.209) | Q |
| 9 | 1 | 5 | 5 | | Shaunae MILLER-UIBO | BAH | 15 Apr 94 | 51.30 | Q |
| 10 | 4 | 2 | 7 | | Lisanne DE WITTE | NED | 10 Sep 92 | 51.31 | q |
| 11 | 2 | 3 | 8 | | Iga BAUMGART-WITAN | POL | 11 Apr 89 | 51.34 (.333) | Q |
| 11 | 2 | 6 | 8 | | Justyna ŚWIĘTY-ERSETIC | POL | 3 Dec 92 | 51.34 (.333) | Q |
| 13 | 3 | 4 | 5 | | Favour OFILI | NGR | 31 Dec 02 | 51.51 | Q PB |
| 14 | 3 | 3 | 2 | | Laviai NIELSEN | GBR | 13 Mar 96 | 51.52 | Q |
| 15 | 3 | 6 | 4 | | Paola MORÁN | MEX | 25 Feb 97 | 51.58 | Q |
| 16 | 5 | 2 | 9 | | Emily DIAMOND | GBR | 11 Jun 91 | 51.66 | q SB |
| 17 | 4 | 4 | 7 | | Aliyah ABRAMS | GUY | 3 Apr 97 | 51.73 | q |
| 18 | 2 | 5 | 6 | | Déborah SANANES | FRA | 26 Oct 95 | 51.76 | Q |
| 19 | 6 | 2 | 5 | | Patience Okon GEORGE | NGR | 25 Nov 91 | 51.77 | q |
| 20 | 5 | 4 | 8 | | Kendall ELLIS | USA | 8 Mar 96 | 51.82 | q |
| 21 | 6 | 4 | 9 | | Roxana GÓMEZ | CUB | 7 Jan 99 | 51.85 (.841) | q |
| 22 | 3 | 5 | 8 | | Mary MORAA | KEN | 15 Jun 00 | 51.85 (.848) | Q |
| 23 | 7 | 2 | 4 | | Eleni ARTYMATA | CYP | 16 May 86 | 51.90 | |
| 24 | 4 | 3 | 7 | | Tiffani SILVA MARINHO | BRA | 6 May 99 | 51.96 (.956) | |
| 25 | 4 | 5 | 2 | | Polina MILLER | ANA | 9 Jun 00 | 51.96 (.958) | |
| 26 | 4 | 6 | 5 | | Kseniya AKSYONOVA | ANA | 14 Jan 88 | 51.99 | |
| 27 | 5 | 3 | 6 | | Aiyanna-Brigitte STIVERNE | CAN | 20 Feb 95 | 52.03 | |
| 28 | 2 | 1 | 4 | | Sada WILLIAMS | BAR | 1 Dec 97 | 52.14 | Q |
| 29 | 8 | 2 | 2 | | Alyona MAMINA | ANA | 30 May 90 | 52.15 | |
| 30 | 7 | 4 | 6 | | Maggie BARRIE | SLE | 29 May 96 | 52.16 | SB |
| 31 | 6 | 3 | 3 | | Leni SHIDA | UGA | 22 May 94 | 52.22 | |
| 32 | 3 | 1 | 3 | | Lada VONDROVÁ | CZE | 6 Sep 99 | 52.23 | Q |
| 33 | 5 | 6 | 3 | | Madeline PRICE | CAN | 11 Sep 95 | 52.24 | |
| 34 | 5 | 5 | 4 | | Anna KIEŁBASIŃSKA | POL | 26 Jun 90 | 52.25 | |
| 35 | 6 | 5 | 7 | | Anastasia LE-ROY | JAM | 11 Sep 87 | 52.26 | |
| 36 | 7 | 5 | 9 | | Irini VASILIOU | GRE | 18 Mar 90 | 52.31 | |
| 37 | 6 | 6 | 7 | | Anjali DEVI | IND | 15 Sep 98 | 52.33 | |
| 38 | 7 | 3 | 5 | | Maria Benedicta CHIGBOLU | ITA | 27 Jul 89 | 52.63 | |
| 39 | 4 | 1 | 7 | | Anita HORVAT | SLO | 7 Sep 96 | 52.73 | |
| 40 | 5 | 1 | 6 | | Cátia AZEVEDO | POR | 9 Mar 94 | 52.79 | |

SUMMARY
400 Metres Women - Round 1

SHAKIMA WIMBLEY (USA) REINSTATED BY THE VIDEO REFEREE

30 September 2019

| RANK | PLACE | HEAT | LANE | BIB | NAME | COUNTRY | DATE of BIRTH | RESULT |
|------|-------|------|------|-----|------------------------------|---------|---------------|--------------------|
| 41 | 7 | 6 | 6 | | Amandine BROSSIER | FRA | 15 Aug 95 | 52.81 |
| 42 | 6 | 1 | 8 | | Christine BOTLOGETSWE | BOT | 1 Oct 95 | 53.27 |
| 43 | 8 | 3 | 4 | | Janet RICHARD | MLT | 3 Jul 98 | 54.33 |
| 44 | 8 | 4 | 4 | | Gabriella O'GRADY | AUS | 18 Feb 97 | 54.99 |
| 45 | 7 | 1 | 5 | | Hellen SYOMBUA | KEN | 8 Aug 97 | 57.07 |
| 46 | 8 | 6 | 9 | | Aishath Himna HASSAN | MDV | 7 Jan 02 | 59.91 |
| 47 | 8 | 5 | 3 | | Kenza SOSSE | QAT | 11 Oct 99 | 1:06.76 |
| | | | 1 | 9 | Ingrid Yahocza NARVÁEZ SOLIS | NCA | 15 Feb 94 | DQ 163.3(a) |

NOTE IAAF Rule 163.3(a) - Lane infringement

| ALL-TIME TOP LIST | | | | SEASON TOP LIST | | | |
|-------------------|-----------------------------|-------------------------------|-----------|-----------------|-----------------------------|-----------------------|--------|
| RESULT | NAME | VENUE | DATE | RESULT | NAME | VENUE | 2019 |
| 47.60 | Marita KOCH (GDR) | Canberra (Bruce Stadium) | 6 Oct 85 | 49.05 | Shaunae MILLER-UIBO (BAH) | Gainesville, FL (USA) | 27 Apr |
| 47.99 | Jarmila KRATOCHVÍLOVÁ (TCH) | sinki (Olympic Stadium) | 10 Aug 83 | 49.17 | Salwa Eid NASER (BRN) | Lausanne (SUI) | 5 Jul |
| 48.25 | Marie-José PÉREC (FRA) | Atlanta (Olympic Stadium), GA | 29 Jul 96 | 49.19 | Aminatou SEYNI (NIG) | Lausanne (SUI) | 5 Jul |
| 48.27 | Olga BRYZGINA (URS) | Canberra (Bruce Stadium) | 6 Oct 85 | 49.78 | Shericka JACKSON (JAM) | Kingston (JAM) | 23 Jun |
| 48.59 | Tatána KOCEMBOVÁ (TCH) | Helsinki (Olympic Stadium) | 10 Aug 83 | 50.20 | Shakima WIMBLEY (USA) | Des Moines, IA (USA) | 26 Jul |
| 48.63 | Cathy FREEMAN (AUS) | Atlanta (Olympic Stadium), GA | 29 Jul 96 | 50.38 | Kendall ELLIS (USA) | Des Moines, IA (USA) | 27 Jul |
| 48.70 | Sanya RICHARDS-ROSS (USA) | Athina (Olympic Stadium) | 16 Sep 06 | 50.44 | Wadeline JONATHAS (USA) | Des Moines, IA (USA) | 27 Jul |
| 48.83 | Valerie BRISCO-HOOKS (USA) | etes (Memorial Coliseum) | 6 Aug 84 | 50.48 | Christine BOTLOGETSWE (BOT) | Rabat (MAR) | 16 Jun |
| 48.89 | Ana Gabriela GUEVARA (MEX) | t-Denis (Stade de France) | 27 Aug 03 | 50.59 | Galefele MOROKO (BOT) | Doha | 30 Sep |
| 48.97 | Shaunae MILLER-UIBO (BAH) | Monaco (MON) | 20 Jul 18 | 50.60 | Dalilah MUHAMMAD (USA) | Chorzów (POL) | 16 Jun |

RESULTS



400 Metres Women - Round 1

First 3 in each heat (Q) and the next 6 fastest (q) advance to the Semi-Finals

SHAKIMA WIMBLEY (USA) REINSTATED BY THE VIDEO REFEREE

| RECORDS | RESULT | NAME | COUNTRY | AGE | VENUE | DATE |
|--------------------------------|--------|---------------------------|---------|-------------------------|----------------------------|-----------------------|
| World Record WR | 47.60 | Marita KOCH | GDR | 28 | Canberra (Bruce Stadium) | 6 Oct 1985 |
| Championships Record CR | 47.99 | Jarmila KRATOCHVÍLOVÁ | TCH | 32 | Helsinki (Olympic Stadium) | 10 Aug 1983 |
| World Leading WL | 49.05 | Shaunae MILLER-UIBO | BAH | 25 | Gainesville, FL (USA) | 27 Apr 2019 |
| Area Record AR | | National Record NR | | Personal Best PB | | Season Best SB |

Heat 1

6

30 September 2019 18:20 START TIME

TEMPERATURE 73% HUMIDITY

| PLACE | NAME | COUNTRY | DATE of BIRTH | LANE | RESULT | REACTION | F _n |
|-------|------------------------------|---------|---------------|------|--------|----------|----------------|
| 1 | Phyllis FRANCIS | USA | 4 May 92 | 2 | 50.77 | Q | 0.203 |
| 2 | Sada WILLIAMS | BAR | 1 Dec 97 | 4 | 52.14 | Q | 0.163 |
| 3 | Lada VONDROVÁ | CZE | 6 Sep 99 | 3 | 52.23 | Q | 0.208 |
| 4 | Anita HORVAT | SLO | 7 Sep 96 | 7 | 52.73 | | 0.230 |
| 5 | Cátia AZEVEDO | POR | 9 Mar 94 | 6 | 52.79 | | 0.186 |
| 6 | Christine BOTLOGETSWE | BOT | 1 Oct 95 | 8 | 53.27 | | 0.236 |
| 7 | Hellen SYOMBUA | KEN | 8 Aug 97 | 5 | 57.07 | | 0.204 |
| | Ingrid Yahocza NARVÁEZ SOLIS | NCA | 15 Feb 94 | 9 | DQ | 163.3(a) | 0.207 |

NOTE IAAF Rule 163.3(a) - Lane infringement

Heat 2

6

30 September 2019 18:28 START TIME

TEMPERATURE 73% HUMIDITY

| PLACE | NAME | COUNTRY | DATE of BIRTH | LANE | RESULT | REACTION | F _n |
|-------|----------------------|---------|---------------|------|--------------|-------------|----------------|
| 1 | Wadeline JONATHAS | USA | 19 Feb 98 | 3 | 50.57 | Q | 0.170 |
| 2 | Shericka JACKSON | JAM | 16 Jul 94 | 8 | 51.13 | Q | 0.201 |
| 3 | Bendere OBOYA | AUS | 17 Apr 00 | 6 | 51.21 (.203) | Q PB | 0.216 |
| 4 | Lisanne DE WITTE | NED | 10 Sep 92 | 7 | 51.31 | q | 0.188 |
| 5 | Emily DIAMOND | GBR | 11 Jun 91 | 9 | 51.66 | q SB | 0.150 |
| 6 | Patience Okon GEORGE | NGR | 25 Nov 91 | 5 | 51.77 | q | 0.205 |
| 7 | Eleni ARTYMATA | CYP | 16 May 86 | 4 | 51.90 | | 0.262 |
| 8 | Alyona MAMINA | ANA | 30 May 90 | 2 | 52.15 | | 0.197 |

Heat 3

6

30 September 2019 18:36 START TIME

TEMPERATURE 73% HUMIDITY

| PLACE | NAME | COUNTRY | DATE of BIRTH | LANE | RESULT | REACTION | F _n |
|-------|---------------------------|---------|---------------|------|--------------|-----------|----------------|
| 1 | Shakima WIMBLEY | USA | 23 Apr 95 | 9 | 51.17 | Q | 0.235 |
| 2 | Iga BAUMGART-WITAN | POL | 11 Apr 89 | 8 | 51.34 (.333) | Q | 0.209 |
| 3 | Laviai NIELSEN | GBR | 13 Mar 96 | 2 | 51.52 | Q | 0.172 |
| 4 | Tiffani SILVA MARINHO | BRA | 6 May 99 | 7 | 51.96 (.956) | | 0.232 |
| 5 | Aiyanna-Brigitte STIVERNE | CAN | 20 Feb 95 | 6 | 52.03 | | 0.133 |
| 6 | Leni SHIDA | UGA | 22 May 94 | 3 | 52.22 | | 0.297 |
| 7 | Maria Benedicta CHIGBOLU | ITA | 27 Jul 89 | 5 | 52.63 | | 0.237 |
| 8 | Janet RICHARD | MLT | 3 Jul 98 | 4 | 54.33 | PB | 0.170 |

RESULTS
400 Metres Women - Round 1

SHAKIMA WIMBLEY (USA) REINSTATED BY THE VIDEO REFEREE

Heat 4

6

30 September 2019 18:44 START TIME

TEMPERATURE 73 %
HUMIDITY

| PLACE | NAME | COUNTRY | DATE OF BIRTH | LANE | RESULT | REACTION | Fn |
|-------|-------------------------|---------|---------------|------|---------------------|----------|-------|
| 1 | Galefele MOROKO | BOT | 16 Apr 97 | 2 | 50.59 | Q PB | 0.248 |
| 2 | Stephenie Ann MCPHERSON | JAM | 25 Nov 88 | 3 | 51.21 (.209) | Q | 0.135 |
| 3 | Favour OFILI | NGR | 31 Dec 02 | 5 | 51.51 | Q PB | 0.189 |
| 4 | Aliyah ABRAMS | GUY | 3 Apr 97 | 7 | 51.73 | q | 0.179 |
| 5 | Kendall ELLIS | USA | 8 Mar 96 | 8 | 51.82 | q | 0.211 |
| 6 | Roxana GÓMEZ | CUB | 7 Jan 99 | 9 | 51.85 (.841) | q | 0.189 |
| 7 | Maggie BARRIE | SLE | 29 May 96 | 6 | 52.16 | SB | 0.146 |
| 8 | Gabriella O'GRADY | AUS | 18 Feb 97 | 4 | 54.99 | | 0.156 |

Heat 5

6

30 September 2019 18:52 START TIME

TEMPERATURE 73 %
HUMIDITY

| PLACE | NAME | COUNTRY | DATE OF BIRTH | LANE | RESULT | REACTION | Fn |
|-------|---------------------|---------|---------------|------|---------------------|----------|-------|
| 1 | Shaunae MILLER-UIBO | BAH | 15 Apr 94 | 5 | 51.30 | Q | 0.171 |
| 2 | Déborah SANANES | FRA | 26 Oct 95 | 6 | 51.76 | Q | 0.226 |
| 3 | Mary MORAA | KEN | 15 Jun 00 | 8 | 51.85 (.848) | Q | 0.283 |
| 4 | Polina MILLER | ANA | 9 Jun 00 | 2 | 51.96 (.958) | | 0.198 |
| 5 | Anna KIELBASIŃSKA | POL | 26 Jun 90 | 4 | 52.25 | | 0.172 |
| 6 | Anastasia LE-ROY | JAM | 11 Sep 87 | 7 | 52.26 | | 0.194 |
| 7 | Irini VASILIOU | GRE | 18 Mar 90 | 9 | 52.31 | | 0.214 |
| 8 | Kenza SOSSE | QAT | 11 Oct 99 | 3 | 1:06.76 | | 0.171 |

Heat 6

6

30 September 2019 19:00 START TIME

TEMPERATURE 73 %
HUMIDITY

| PLACE | NAME | COUNTRY | DATE OF BIRTH | LANE | RESULT | REACTION | Fn |
|-------|------------------------|---------|---------------|------|---------------------|----------|-------|
| 1 | Salwa Eid NASER | BRN | 23 May 98 | 2 | 50.74 | Q | 0.192 |
| 2 | Justyna ŚWIĘTY-ERSETIC | POL | 3 Dec 92 | 8 | 51.34 (.333) | Q | 0.218 |
| 3 | Paola MORÁN | MEX | 25 Feb 97 | 4 | 51.58 | Q | 0.250 |
| 4 | Kseniya AKSYONOVA | ANA | 14 Jan 88 | 5 | 51.99 | | 0.204 |
| 5 | Madeline PRICE | CAN | 11 Sep 95 | 3 | 52.24 | | 0.194 |
| 6 | Anjali DEVI | IND | 15 Sep 98 | 7 | 52.33 | | 0.239 |
| 7 | Amandine BROSSIER | FRA | 15 Aug 95 | 6 | 52.81 | | 0.194 |
| 8 | Aishath Himna HASSAN | MDV | 7 Jan 02 | 9 | 59.91 | | 0.189 |

ALL-TIME TOP LIST

SEASON TOP LIST

| RESULT | NAME | VENUE | DATE | RESULT | NAME | VENUE | 2019 |
|--------|-----------------------------|-------------------------------|-----------|--------|-----------------------------|-----------------------|--------|
| 47.60 | Marita KOCH (GDR) | Canberra (Bruce Stadium) | 6 Oct 85 | 49.05 | Shaunae MILLER-UIBO (BAH) | Gainesville, FL (USA) | 27 Apr |
| 47.99 | Jarmila KRATOCHVÍLOVÁ (TCH) | sinki (Olympic Stadium) | 10 Aug 83 | 49.17 | Salwa Eid NASER (BRN) | Lausanne (SUI) | 5 Jul |
| 48.25 | Marie-José PÉREC (FRA) | Atlanta (Olympic Stadium), GA | 29 Jul 96 | 49.19 | Aminatou SEYNI (NIG) | Lausanne (SUI) | 5 Jul |
| 48.27 | Olga BRYZGINA (URS) | Canberra (Bruce Stadium) | 6 Oct 85 | 49.78 | Shericka JACKSON (JAM) | Kingston (JAM) | 23 Jun |
| 48.59 | Tatána KOCEMBOVÁ (TCH) | Helsinki (Olympic Stadium) | 10 Aug 83 | 50.20 | Shakima WIMBLEY (USA) | Des Moines, IA (USA) | 26 Jul |
| 48.63 | Cathy FREEMAN (AUS) | Atlanta (Olympic Stadium), GA | 29 Jul 96 | 50.38 | Kendall ELLIS (USA) | Des Moines, IA (USA) | 27 Jul |
| 48.70 | Sanya RICHARDS-ROSS (USA) | Athina (Olympic Stadium) | 16 Sep 06 | 50.44 | Wadeline JONATHAS (USA) | Des Moines, IA (USA) | 27 Jul |
| 48.83 | Valerie BRISCO-HOOKS (USA) | eles (Memorial Coliseum) | 6 Aug 84 | 50.48 | Christine BOTLOGETSWE (BOT) | Rabat (MAR) | 16 Jun |
| 48.89 | Ana Gabriela GUEVARA (MEX) | t-Denis (Stade de France) | 27 Aug 03 | 50.59 | Galefele MOROKO (BOT) | Doha | 30 Sep |
| 48.97 | Shaunae MILLER-UIBO (BAH) | Monaco (MON) | 20 Jul 18 | 50.60 | Dalilah MUHAMMAD (USA) | Chorzów (POL) | 16 Jun |

RESULTS



800 Metres Women - Final

| RECORDS | RESULT NAME | COUNTRY | AGE | VENUE | DATE |
|--------------------------------|--------------------------------------|-------------------------|-----------------------|----------------------------|-------------|
| World Record WR | 1:53.28 Jarmila KRATOCHVÍLOVÁ | TCH | 32 | München (Olympiastadion) | 26 Jul 1983 |
| Championships Record CR | 1:54.68 Jarmila KRATOCHVÍLOVÁ | TCH | 32 | Helsinki (Olympic Stadium) | 9 Aug 1983 |
| World Leading WL | 1:54.98 Caster SEMENYA | RSA | 28 | Doha (QAT) | 3 May 2019 |
| Area Record AR | National Record NR | Personal Best PB | Season Best SB | | |

30 September 2019 22:10 START TIME 27° C TEMPERATURE 76 % HUMIDITY

| PLACE | NAME | COUNTRY | DATE of BIRTH | LANE | RESULT |
|-------|----------------------------|---------|---------------|------|--------------------------|
| 1 | Halimah NAKAAYI | UGA | 14 Oct 94 | 8 | 1:58.04 NR |
| 2 | Raevyn ROGERS | USA | 7 Sep 96 | 4 | 1:58.18 SB |
| 3 | Ajee WILSON | USA | 8 May 94 | 5 | 1:58.84 |
| 4 | Winnie NANYONDO | UGA | 23 Aug 93 | 7 | 1:59.18 |
| 5 | Eunice Jepkoech SUM | KEN | 10 Apr 88 | 9 | 1:59.71 |
| 6 | Natoya GOULE | JAM | 30 Mar 91 | 6 | 2:00.11 |
| 7 | Rababe ARAFI | MAR | 12 Jan 91 | 3 | 2:00.48 |
| 8 | Ce'Aira BROWN | USA | 4 Nov 93 | 2 | 2:02.97 |

INTERMEDIATE TIMES

| | | | |
|-------|---------------------|-------|----------------------|
| 200 m | 26.94 Ajee WILSON | 300 m | 42.34 Ajee WILSON |
| 400 m | 57.96 Natoya GOULE | 500 m | 1:13.57 Natoya GOULE |
| 600 m | 1:28.14 Ajee WILSON | 700 m | 1:43.20 Ajee WILSON |

ALL-TIME TOP LIST

| RESULT | NAME | VENUE | DATE |
|---------|------------------------------|------------------------------|-----------|
| 1:53.28 | Jarmila KRATOCHVÍLOVÁ (TCH) | München (Olympiastadion) | 26 Jul 83 |
| 1:53.43 | Nadezhda OLIZARENKO (URS) | Moskva (Lenin Stadium) | 27 Jul 80 |
| 1:54.01 | Pamela JELIMO (KEN) | Zürich (Letzigrund) | 29 Aug 08 |
| 1:54.25 | Caster SEMENYA (RSA) | Paris (FRA) | 30 Jun 18 |
| 1:54.44 | Ana Fidelia QUIROT (CUB) | Barcelona (Estadio Olímpico) | 9 Sep 89 |
| 1:54.81 | Olga MINEYEVA (URS) | Moskva (Lenin Stadium) | 27 Jul 80 |
| 1:54.94 | Tatyana KAZANKINA (URS) | Montréal (Olympic Stadium) | 26 Jul 76 |
| 1:55.05 | Doina MELINTE (ROU) | Bucuresti | 1 Aug 82 |
| 1:55.19 | Maria de Lurdes MUTOLA (MOZ) | Zürich | 17 Aug 94 |
| 1:55.19 | Jolanda CEPLAK (SLO) | Heusden-Zolder | 20 Jul 02 |

SEASON TOP LIST

| RESULT | NAME | VENUE | 2019 |
|---------|--------------------------|----------------------|--------|
| 1:54.98 | Caster SEMENYA (RSA) | Doha (QAT) | 3 May |
| 1:57.72 | Ajee WILSON (USA) | Des Moines, IA (USA) | 28 Jul |
| 1:57.75 | Francine NIYONSABA (BDI) | Doha (QAT) | 3 May |
| 1:57.90 | Natoya GOULE (JAM) | Monaco (MON) | 12 Jul |
| 1:58.04 | Halimah NAKAAYI (UGA) | Doha | 30 Sep |
| 1:58.18 | Raevyn ROGERS (USA) | Doha | 30 Sep |
| 1:58.19 | Hanna GREEN (USA) | Des Moines, IA (USA) | 28 Jul |
| 1:58.42 | Laura MUIR (GBR) | Monaco (MON) | 12 Jul |
| 1:58.61 | Lynsey SHARP (GBR) | London (GBR) | 21 Jul |
| 1:58.78 | Catriona BISSET (AUS) | London (GBR) | 21 Jul |

RACE ANALYSIS

800 Metres Women - Final



30 September 2019 22:10 START TIME 27° C 76 %
TEMPERATURE HUMIDITY

1 200 m 2 300 m 3 400 m 4 500 m 5 600 m 6 700 m

| 1 Halimah NAKAAYI | | | | | | | UGA | 14 Oct 94 | 1:58.04 | NR | | | | | | | | | | | |
|-----------------------|-----------|---|-----------|---|-----------|---|-------------|-----------|-------------|----|-------------|--|--|--|--|--|--|--|--|--|--|
| 1 | 27.46 | 2 | 15.21 | 3 | 15.56 | 4 | 15.49 | 5 | 14.51 | 6 | 15.08 | | | | | | | | | | |
| | 27.46 (7) | | 42.67 (3) | | 58.23 (3) | | 1:13.72 (3) | | 1:28.23 (2) | | 1:43.31 (2) | | | | | | | | | | |
| 2 Raevyn ROGERS | | | | | | | USA | 7 Sep 96 | 1:58.18 | SB | | | | | | | | | | | |
| 1 | 27.22 | 2 | 15.88 | 3 | 15.95 | 4 | 15.28 | 5 | 15.12 | 6 | 14.87 | | | | | | | | | | |
| | 27.22 (3) | | 43.10 (4) | | 59.05 (7) | | 1:14.33 (7) | | 1:29.45 (7) | | 1:44.32 (7) | | | | | | | | | | |
| 3 Ajee WILSON | | | | | | | USA | 8 May 94 | 1:58.84 | | | | | | | | | | | | |
| 1 | 26.94 | 2 | 15.40 | 3 | 15.62 | 4 | 15.64 | 5 | 14.54 | 6 | 15.06 | | | | | | | | | | |
| | 26.94 (1) | | 42.34 (1) | | 57.96 (2) | | 1:13.60 (2) | | 1:28.14 (1) | | 1:43.20 (1) | | | | | | | | | | |
| 4 Winnie NANYONDO | | | | | | | UGA | 23 Aug 93 | 1:59.18 | | | | | | | | | | | | |
| 1 | 27.43 | 2 | 16.03 | 3 | 14.88 | 4 | 15.46 | 5 | 14.50 | 6 | 15.22 | | | | | | | | | | |
| | 27.43 (6) | | 43.46 (7) | | 58.34 (4) | | 1:13.80 (4) | | 1:28.30 (3) | | 1:43.52 (3) | | | | | | | | | | |
| 5 Eunice Jepkoech SUM | | | | | | | KEN | 10 Apr 88 | 1:59.71 | | | | | | | | | | | | |
| 1 | 27.30 | 2 | 15.98 | 3 | 15.32 | 4 | 15.41 | 5 | 14.93 | 6 | 15.18 | | | | | | | | | | |
| | 27.30 (4) | | 43.28 (6) | | 58.60 (5) | | 1:14.01 (5) | | 1:28.94 (6) | | 1:44.12 (6) | | | | | | | | | | |
| 6 Natoya GOULE | | | | | | | JAM | 30 Mar 91 | 2:00.11 | | | | | | | | | | | | |
| 1 | 27.05 | 2 | 15.43 | 3 | 15.48 | 4 | 15.61 | 5 | 14.78 | 6 | 15.24 | | | | | | | | | | |
| | 27.05 (2) | | 42.48 (2) | | 57.96 (1) | | 1:13.57 (1) | | 1:28.35 (4) | | 1:43.59 (4) | | | | | | | | | | |
| 7 Rababe ARAFI | | | | | | | MAR | 12 Jan 91 | 2:00.48 | | | | | | | | | | | | |
| 1 | 28.85 | 2 | 14.93 | 3 | 15.06 | 4 | 15.35 | 5 | 14.61 | 6 | 15.16 | | | | | | | | | | |
| | 28.85 (8) | | 43.78 (8) | | 58.84 (6) | | 1:14.19 (6) | | 1:28.80 (5) | | 1:43.96 (5) | | | | | | | | | | |
| 8 Ce'Aira BROWN | | | | | | | USA | 4 Nov 93 | 2:02.97 | | | | | | | | | | | | |
| 1 | 27.41 | 2 | 15.77 | 3 | 15.92 | 4 | 15.38 | 5 | 15.40 | 6 | 16.33 | | | | | | | | | | |
| | 27.41 (5) | | 43.18 (5) | | 59.10 (8) | | 1:14.48 (8) | | 1:29.88 (8) | | 1:46.21 (8) | | | | | | | | | | |

RESULT PROGRESSION

800 Metres Women - Final



| RECORDS | RESULT | NAME | COUNTRY | AGE | VENUE | DATE |
|--------------------------------|---------|---------------------------|---------|-------------------------|----------------------------|-----------------------|
| World Record WR | 1:53.28 | Jarmila KRATOCHVÍLOVÁ | TCH | 32 | München (Olympiastadion) | 26 Jul 1983 |
| Championships Record CR | 1:54.68 | Jarmila KRATOCHVÍLOVÁ | TCH | 32 | Helsinki (Olympic Stadium) | 9 Aug 1983 |
| World Leading WL | 1:54.98 | Caster SEMENYA | RSA | 28 | Doha (QAT) | 3 May 2019 |
| Area Record AR | | National Record NR | | Personal Best PB | | Season Best SB |

30 September 2019

| RANK | BIB | NAME | COUNTRY | DATE of BIRTH | PHASE | HEAT | LANE | PLACE | RESULT | |
|------|-----|---------------------|---------|---------------|------------|------|------|-------|------------------|-----------|
| 1 | | Halimah NAKAAYI | UGA | 14 Oct 94 | Final | 1 | 8 | 1 | 1:58.04 | NR |
| | | | | | Semi-Final | 3 | 4 | 1 | 1:59.35 Q | SB |
| | | | | | Round 1 | 1 | 5 | 14 | 2:02.33 Q | |
| 2 | | Raevyn ROGERS | USA | 7 Sep 96 | Final | 1 | 4 | 2 | 1:58.18 | SB |
| | | | | | Semi-Final | 1 | 5 | 2 | 1:59.57 Q | |
| | | | | | Round 1 | 2 | 5 | 9 | 2:02.01 Q | |
| 3 | | Ajee WILSON | USA | 8 May 94 | Final | 1 | 5 | 3 | 1:58.84 | |
| | | | | | Semi-Final | 2 | 7 | 6 | 2:00.31 Q | |
| | | | | | Round 1 | 1 | 8 | 11 | 2:02.10 Q | |
| 4 | | Winnie NANYONDO | UGA | 23 Aug 93 | Final | 1 | 7 | 4 | 1:59.18 | |
| | | | | | Semi-Final | 1 | 4 | 3 | 1:59.75 Q | |
| | | | | | Round 1 | 3 | 8 | 1 | 2:00.36 Q | |
| 5 | | Eunice Jepkoech SUM | KEN | 10 Apr 88 | Final | 1 | 9 | 5 | 1:59.71 | |
| | | | | | Semi-Final | 3 | 7 | 4 | 2:00.10 Q | |
| | | | | | Round 1 | 2 | 8 | 13 | 2:02.17 q | |
| 6 | | Natoya GOULE | JAM | 30 Mar 91 | Final | 1 | 6 | 6 | 2:00.11 | |
| | | | | | Semi-Final | 3 | 5 | 7 | 2:00.33 q | |
| | | | | | Round 1 | 4 | 6 | 2 | 2:01.01 Q | |
| 7 | | Rababe ARAFI | MAR | 12 Jan 91 | Final | 1 | 3 | 7 | 2:00.48 | |
| | | | | | Semi-Final | 2 | 9 | 11 | 2:00.80 Q | |
| | | | | | Round 1 | 6 | 5 | 29 | 2:03.44 Q | |
| 8 | | Ce'Aira BROWN | USA | 4 Nov 93 | Final | 1 | 2 | 8 | 2:02.97 | |
| | | | | | Semi-Final | 3 | 6 | 5 | 2:00.12 q | |
| | | | | | Round 1 | 4 | 7 | 3 | 2:01.14 Q | |

| ALL-TIME TOP LIST | | | | SEASON TOP LIST | | | |
|-------------------|------------------------------|------------------------------|-----------|-----------------|--------------------------|----------------------|--------|
| RESULT | NAME | VENUE | DATE | RESULT | NAME | VENUE | 2019 |
| 1:53.28 | Jarmila KRATOCHVÍLOVÁ (TCH) | nchen (Olympiastadion) | 26 Jul 83 | 1:54.98 | Caster SEMENYA (RSA) | Doha (QAT) | 3 May |
| 1:53.43 | Nadezhda OLIZARENKO (URS) | Moskva (Lenin Stadium) | 27 Jul 80 | 1:57.72 | Ajee WILSON (USA) | Des Moines, IA (USA) | 28 Jul |
| 1:54.01 | Pamela JELIMO (KEN) | Zürich (Letzigrund) | 29 Aug 08 | 1:57.75 | Francine NIYONSABA (BDI) | Doha (QAT) | 3 May |
| 1:54.25 | Caster SEMENYA (RSA) | Paris (FRA) | 30 Jun 18 | 1:57.90 | Natoya GOULE (JAM) | Monaco (MON) | 12 Jul |
| 1:54.44 | Ana Fidelia QUIROT (CUB) | Barcelona (Estadio Olímpico) | 9 Sep 89 | 1:58.04 | Halimah NAKAAYI (UGA) | Doha | 30 Sep |
| 1:54.81 | Olqa MINEYEVA (URS) | Moskva (Lenin Stadium) | 27 Jul 80 | 1:58.18 | Raevyn ROGERS (USA) | Doha | 30 Sep |
| 1:54.94 | Tatyana KAZANKINA (URS) | Montréal (Olympic Stadium) | 26 Jul 76 | 1:58.19 | Hanna GREEN (USA) | Des Moines, IA (USA) | 28 Jul |
| 1:55.05 | Doina MELINTE (ROU) | Bucuresti | 1 Aug 82 | 1:58.42 | Laura MUIR (GBR) | Monaco (MON) | 12 Jul |
| 1:55.19 | Maria de Lurdes MUTOLA (MOZ) | Zürich | 17 Aug 94 | 1:58.61 | Lynsey SHARP (GBR) | London (GBR) | 21 Jul |
| 1:55.19 | Jolanda CEPLAK (SLO) | Heusden-Zolder | 20 Jul 02 | 1:58.78 | Catriona BISSET (AUS) | London (GBR) | 21 Jul |

SUMMARY



800 Metres Women - Semi-Final

First 2 in each heat (Q) and the next 2 fastest (q) advance to the Final

| RECORDS | RESULT | NAME | COUNTRY | AGE | VENUE | DATE |
|--------------------------------|---------|---------------------------|---------|-------------------------|----------------------------|-----------------------|
| World Record WR | 1:53.28 | Jarmila KRATOCHVÍLOVÁ | TCH | 32 | München (Olympiastadion) | 26 Jul 1983 |
| Championships Record CR | 1:54.68 | Jarmila KRATOCHVÍLOVÁ | TCH | 32 | Helsinki (Olympic Stadium) | 9 Aug 1983 |
| World Leading WL | 1:54.98 | Caster SEMENYA | RSA | 28 | Doha (QAT) | 3 May 2019 |
| Area Record AR | | National Record NR | | Personal Best PB | | Season Best SB |

28 September 2019

| RANK | PLACE | HEAT | LANE | BIB | NAME | COUNTRY | DATE of BIRTH | RESULT | |
|------|-------|------|------|-----|-----------------------|---------|---------------|---------|-------------|
| 1 | 1 | 3 | 4 | | Halimah NAKAAYI | UGA | 14 Oct 94 | 1:59.35 | Q SB |
| 2 | 1 | 1 | 5 | | Raevyn ROGERS | USA | 7 Sep 96 | 1:59.57 | Q |
| 3 | 2 | 1 | 4 | | Winnie NANYONDO | UGA | 23 Aug 93 | 1:59.75 | Q |
| 4 | 2 | 3 | 7 | | Eunice Jepkoech SUM | KEN | 10 Apr 88 | 2:00.10 | Q |
| 5 | 3 | 3 | 6 | | Ce'Aira BROWN | USA | 4 Nov 93 | 2:00.12 | q |
| 6 | 1 | 2 | 7 | | Ajee WILSON | USA | 8 May 94 | 2:00.31 | Q |
| 7 | 4 | 3 | 5 | | Natoya GOULE | JAM | 30 Mar 91 | 2:00.33 | q |
| 8 | 3 | 1 | 6 | | Olha LYAKHOVA | UKR | 18 Mar 92 | 2:00.72 | |
| 9 | 4 | 1 | 9 | | Lindsey BUTTERWORTH | CAN | 27 Sep 92 | 2:00.74 | |
| 10 | 5 | 3 | 3 | | Noélie YARIGO | BEN | 26 Dec 85 | 2:00.75 | |
| 11 | 2 | 2 | 9 | | Rababe ARAFI | MAR | 12 Jan 91 | 2:00.80 | Q |
| 12 | 3 | 2 | 3 | | Hedda HYNNE | NOR | 13 Mar 90 | 2:01.03 | |
| 13 | 4 | 2 | 6 | | Rose Mary ALMANZA | CUB | 13 Jul 92 | 2:01.18 | |
| 14 | 5 | 1 | 7 | | Alexandra BELL | GBR | 4 Nov 92 | 2:01.23 | |
| 15 | 5 | 2 | 5 | | Nataliya PRISHCHEPA | UKR | 11 Sep 94 | 2:01.24 | |
| 16 | 6 | 1 | 2 | | Halima HACHLAF | MAR | 6 Sep 88 | 2:01.30 | |
| 17 | 7 | 1 | 8 | | Katharina TROST | GER | 28 Jun 95 | 2:01.77 | |
| 18 | 6 | 2 | 8 | | Diribe WELTEJI | ETH | 13 May 02 | 2:02.69 | |
| 19 | 7 | 2 | 2 | | Chunyu WANG | CHN | 17 Jan 95 | 2:02.84 | |
| 20 | 6 | 3 | 8 | | Renelle LAMOTE | FRA | 26 Dec 93 | 2:02.86 | |
| 21 | 7 | 3 | 2 | | Anna SABAT | POL | 9 Nov 93 | 2:04.00 | |
| 22 | 8 | 3 | 9 | | Morgan MITCHELL | AUS | 3 Oct 94 | 2:04.76 | |
| 23 | 8 | 1 | 3 | | Liga VELVERE | LAT | 10 Feb 90 | 2:06.99 | |
| 24 | 8 | 2 | 4 | | Shelayna OSKAN-CLARKE | GBR | 20 Jan 90 | 2:10.89 | |

| ALL-TIME TOP LIST | | | | SEASON TOP LIST | | | |
|-------------------|------------------------------|------------------------------|-----------|-----------------|--------------------------|---------------------------------------|--------|
| RESULT | NAME | VENUE | DATE | RESULT | NAME | VENUE | 2019 |
| 1:53.28 | Jarmila KRATOCHVÍLOVÁ (TCH) | nchen (Olympiastadion) | 26 Jul 83 | 1:54.98 | Caster SEMENYA (RSA) | Doha (QAT) | 3 May |
| 1:53.43 | Nadezhda OLIZARENKO (URS) | Moskva (Lenin Stadium) | 27 Jul 80 | 1:57.72 | Ajee WILSON (USA) | Des Moines, IA (USA) | 28 Jul |
| 1:54.01 | Pamela JELIMO (KEN) | Zürich (Letzigrund) | 29 Aug 08 | 1:57.75 | Francine NIYONSABA (BDI) | Doha (QAT) | 3 May |
| 1:54.25 | Caster SEMENYA (RSA) | Paris (FRA) | 30 Jun 18 | 1:57.90 | Natoya GOULE (JAM) | Monaco (MON) | 12 Jul |
| 1:54.44 | Ana Fidelia QUIROT (CUB) | Barcelona (Estadio Olímpico) | 9 Sep 89 | 1:58.19 | Hanna GREEN (USA) | Des Moines, IA (USA) | 28 Jul |
| 1:54.81 | Olga MINEYEVA (URS) | Moskva (Lenin Stadium) | 27 Jul 80 | 1:58.42 | Laura MUIR (GBR) | Monaco (MON) | 12 Jul |
| 1:54.94 | Tatyana KAZANKINA (URS) | Montréal (Olympic Stadium) | 26 Jul 76 | 1:58.61 | Lynsey SHARP (GBR) | London (GBR) | 21 Jul |
| 1:55.05 | Doina MELINTE (ROU) | Bucuresti | 1 Aug 82 | 1:58.65 | Raevyn ROGERS (USA) | Palo Alto, CA (USA) | 30 Jun |
| 1:55.19 | Maria de Lurdes MUTOLA (MOZ) | Zürich | 17 Aug 94 | 1:58.78 | Catriona BISSET (AUS) | London (GBR) | 21 Jul |
| 1:55.19 | Jolanda CEPLAK (SLO) | Heusden-Zolder | 20 Jul 02 | 1:58.79 | Jackline WAMBUI (KEN) | Nyayo National Stadium, Nairobi (KEN) | 13 Sep |

RACE ANALYSIS



800 Metres Women - Semi-Final

First 2 in each heat (Q) and the next 2 fastest (q) advance to the Final

SPLIT TIMES UPDATED

Heat 2

3

28 September 2019 19:26 START TIME

TEMPERATURE 74% HUMIDITY

1 200 m 2 300 m 3 400 m 4 500 m 5 600 m 6 700 m

| 1 Ajee WILSON | | | | | | | USA | 8 May 94 | 2:00.31 | | | | | | | | | | | | |
|-------------------------|------------------|---|------------------|---|------------------|---|--------------------|-----------|--------------------|---|--------------------|--|--|--|--|--|--|--|--|--|--|
| 1 | 27.51 | 2 | 15.81 | 3 | 16.08 | 4 | 16.16 | 5 | 14.95 | 6 | 14.83 | | | | | | | | | | |
| | 27.51 (1) | | 43.32 (1) | | 59.40 (1) | | 1:15.56 (1) | | 1:30.51 (2) | | 1:45.34 (1) | | | | | | | | | | |
| 2 Rababe ARAFI | | | | | | | MAR | 12 Jan 91 | 2:00.80 | | | | | | | | | | | | |
| 1 | 28.97 | 2 | 15.07 | 3 | 15.50 | 4 | 16.14 | 5 | 14.83 | 6 | 14.95 | | | | | | | | | | |
| | 28.97 (8) | | 44.04 (8) | | 59.54 (3) | | 1:15.68 (3) | | 1:30.51 (1) | | 1:45.46 (2) | | | | | | | | | | |
| 3 Hedda HYNNE | | | | | | | NOR | 13 Mar 90 | 2:01.03 | | | | | | | | | | | | |
| 1 | 27.74 | 2 | 15.88 | 3 | 15.99 | 4 | 16.24 | 5 | 15.17 | 6 | 14.88 | | | | | | | | | | |
| | 27.74 (4) | | 43.62 (4) | | 59.61 (5) | | 1:15.85 (5) | | 1:31.02 (6) | | 1:45.90 (5) | | | | | | | | | | |
| 4 Rose Mary ALMANZA | | | | | | | CUB | 13 Jul 92 | 2:01.18 | | | | | | | | | | | | |
| 1 | 27.60 | 2 | 15.81 | 3 | 16.05 | 4 | 16.19 | 5 | 14.96 | 6 | 15.11 | | | | | | | | | | |
| | 27.60 (2) | | 43.41 (2) | | 59.46 (2) | | 1:15.65 (2) | | 1:30.61 (3) | | 1:45.72 (4) | | | | | | | | | | |
| 5 Nataliya PRISHCHEPA | | | | | | | UKR | 11 Sep 94 | 2:01.24 | | | | | | | | | | | | |
| 1 | 28.06 | 2 | 15.87 | 3 | 15.97 | 4 | 16.10 | 5 | 15.07 | 6 | 15.35 | | | | | | | | | | |
| | 28.06 (7) | | 43.93 (7) | | 59.90 (8) | | 1:16.00 (7) | | 1:31.07 (7) | | 1:46.42 (6) | | | | | | | | | | |
| 6 Diribe WELTEJI | | | | | | | ETH | 13 May 02 | 2:02.69 | | | | | | | | | | | | |
| 1 | 27.90 | 2 | 15.90 | 3 | 16.00 | 4 | 16.11 | 5 | 14.99 | 6 | 15.59 | | | | | | | | | | |
| | 27.90 (6) | | 43.80 (6) | | 59.80 (6) | | 1:15.91 (6) | | 1:30.90 (5) | | 1:46.49 (7) | | | | | | | | | | |
| 7 Chunyu WANG | | | | | | | CHN | 17 Jan 95 | 2:02.84 | | | | | | | | | | | | |
| 1 | 27.89 | 2 | 15.85 | 3 | 16.09 | 4 | 16.39 | 5 | 15.39 | 6 | 15.54 | | | | | | | | | | |
| | 27.89 (5) | | 43.74 (5) | | 59.83 (7) | | 1:16.22 (8) | | 1:31.61 (8) | | 1:47.15 (8) | | | | | | | | | | |
| 8 Shelayna OSKAN-CLARKE | | | | | | | GBR | 20 Jan 90 | 2:10.89 | | | | | | | | | | | | |
| 1 | 27.66 | 2 | 15.86 | 3 | 16.07 | 4 | 16.11 | 5 | 15.09 | 6 | 14.79 | | | | | | | | | | |
| | 27.66 (3) | | 43.52 (3) | | 59.59 (4) | | 1:15.70 (4) | | 1:30.79 (4) | | 1:45.58 (3) | | | | | | | | | | |

RESULTS



800 Metres Women - Semi-Final

First 2 in each heat (Q) and the next 2 fastest (q) advance to the Final

| RECORDS | RESULT NAME | COUNTRY | AGE | VENUE | DATE |
|--------------------------------|--------------------------------------|-------------------------|-----------------------|----------------------------|-------------|
| World Record WR | 1:53.28 Jarmila KRATOCHVÍLOVÁ | TCH | 32 | München (Olympiastadion) | 26 Jul 1983 |
| Championships Record CR | 1:54.68 Jarmila KRATOCHVÍLOVÁ | TCH | 32 | Helsinki (Olympic Stadium) | 9 Aug 1983 |
| World Leading WL | 1:54.98 Caster SEMENYA | RSA | 28 | Doha (QAT) | 3 May 2019 |
| Area Record AR | National Record NR | Personal Best PB | Season Best SB | | |

Heat 1

3

28 September 2019 19:15 START TIME

25° C TEMPERATURE 74% HUMIDITY

| PLACE | NAME | COUNTRY | DATE OF BIRTH | LANE | RESULT | |
|-------|---------------------|---------|---------------|------|----------------|----------|
| 1 | Raevyn ROGERS | USA | 7 Sep 96 | 5 | 1:59.57 | Q |
| 2 | Winnie NANYONDO | UGA | 23 Aug 93 | 4 | 1:59.75 | Q |
| 3 | Olha LYAKHOVA | UKR | 18 Mar 92 | 6 | 2:00.72 | |
| 4 | Lindsey BUTTERWORTH | CAN | 27 Sep 92 | 9 | 2:00.74 | |
| 5 | Alexandra BELL | GBR | 4 Nov 92 | 7 | 2:01.23 | |
| 6 | Halima HACHLAF | MAR | 6 Sep 88 | 2 | 2:01.30 | |
| 7 | Katharina TROST | GER | 28 Jun 95 | 8 | 2:01.77 | |
| 8 | Līga VELVERE | LAT | 10 Feb 90 | 3 | 2:06.99 | |

INTERMEDIATE TIMES

| | | | |
|-------|-----------------------|-------|-----------------------|
| 200 m | 26.89 Raevyn ROGERS | 300 m | 42.17 Raevyn ROGERS |
| 400 m | 57.88 Raevyn ROGERS | 500 m | 1:13.88 Raevyn ROGERS |
| 600 m | 1:29.61 Raevyn ROGERS | 700 m | 1:45.00 Raevyn ROGERS |

Heat 2

3

28 September 2019 19:26 START TIME

25° C TEMPERATURE 67% HUMIDITY

| PLACE | NAME | COUNTRY | DATE OF BIRTH | LANE | RESULT | |
|-------|-----------------------|---------|---------------|------|----------------|----------|
| 1 | Ajee WILSON | USA | 8 May 94 | 7 | 2:00.31 | Q |
| 2 | Rababe ARAFI | MAR | 12 Jan 91 | 9 | 2:00.80 | Q |
| 3 | Hedda HYNNE | NOR | 13 Mar 90 | 3 | 2:01.03 | |
| 4 | Rose Mary ALMANZA | CUB | 13 Jul 92 | 6 | 2:01.18 | |
| 5 | Nataliya PRISHCHEPA | UKR | 11 Sep 94 | 5 | 2:01.24 | |
| 6 | Diribe WELTEJI | ETH | 13 May 02 | 8 | 2:02.69 | |
| 7 | Chunyu WANG | CHN | 17 Jan 95 | 2 | 2:02.84 | |
| 8 | Shelayna OSKAN-CLARKE | GBR | 20 Jan 90 | 4 | 2:10.89 | |

INTERMEDIATE TIMES

| | | | |
|-------|----------------------|-------|---------------------|
| 200 m | 27.51 Ajee WILSON | 300 m | 43.32 Ajee WILSON |
| 400 m | 59.40 Ajee WILSON | 500 m | 1:15.56 Ajee WILSON |
| 600 m | 1:30.51 Rababe ARAFI | 700 m | 1:45.34 Ajee WILSON |

Heat 3

3

28 September 2019 19:35 START TIME

25° C TEMPERATURE 67% HUMIDITY

| PLACE | NAME | COUNTRY | DATE OF BIRTH | LANE | RESULT | |
|-------|---------------------|---------|---------------|------|----------------|-------------|
| 1 | Halimah NAKAAYI | UGA | 14 Oct 94 | 4 | 1:59.35 | Q SB |
| 2 | Eunice Jepkoech SUM | KEN | 10 Apr 88 | 7 | 2:00.10 | Q |
| 3 | Ce'Aira BROWN | USA | 4 Nov 93 | 6 | 2:00.12 | q |
| 4 | Natoya GOULE | JAM | 30 Mar 91 | 5 | 2:00.33 | q |
| 5 | Noélie YARIGO | BEN | 26 Dec 85 | 3 | 2:00.75 | |
| 6 | Renelle LAMOTE | FRA | 26 Dec 93 | 8 | 2:02.86 | |
| 7 | Anna SABAT | POL | 9 Nov 93 | 2 | 2:04.00 | |
| 8 | Morgan MITCHELL | AUS | 3 Oct 94 | 9 | 2:04.76 | |

INTERMEDIATE TIMES

| | | | |
|-------|-----------------------------|-------|-----------------------------|
| 200 m | 27.35 Eunice Jepkoech SUM | 300 m | 42.63 Eunice Jepkoech SUM |
| 400 m | 58.16 Morgan MITCHELL | 500 m | 1:13.94 Eunice Jepkoech SUM |
| 600 m | 1:29.03 Eunice Jepkoech SUM | 700 m | 1:44.37 Eunice Jepkoech SUM |

RESULTS
800 Metres Women - Semi-Final

| ALL-TIME TOP LIST | | | | SEASON TOP LIST | | | |
|-------------------|------------------------------|------------------------------|-----------|-----------------|--------------------------|---------------------------------------|--------|
| RESULT | NAME | VENUE | DATE | RESULT | NAME | VENUE | 2019 |
| 1:53.28 | Jarmila KRATOCHVÍLOVÁ (TCH) | nchen (Olympiastadion) | 26 Jul 83 | 1:54.98 | Caster SEMENYA (RSA) | Doha (QAT) | 3 May |
| 1:53.43 | Nadezhda OLIZARENKO (URS) | Moskva (Lenin Stadium) | 27 Jul 80 | 1:57.72 | Ajee WILSON (USA) | Des Moines, IA (USA) | 28 Jul |
| 1:54.01 | Pamela JELIMO (KEN) | Zürich (Letzigrund) | 29 Aug 08 | 1:57.75 | Francine NIYONSABA (BDI) | Doha (QAT) | 3 May |
| 1:54.25 | Caster SEMENYA (RSA) | Paris (FRA) | 30 Jun 18 | 1:57.90 | Natoya GOULE (JAM) | Monaco (MON) | 12 Jul |
| 1:54.44 | Ana Fidelia QUIROT (CUB) | Barcelona (Estadio Olímpico) | 9 Sep 89 | 1:58.19 | Hanna GREEN (USA) | Des Moines, IA (USA) | 28 Jul |
| 1:54.81 | Olga MINEYEVA (URS) | Moskva (Lenin Stadium) | 27 Jul 80 | 1:58.42 | Laura MUIR (GBR) | Monaco (MON) | 12 Jul |
| 1:54.94 | Tatyana KAZANKINA (URS) | Montréal (Olympic Stadium) | 26 Jul 76 | 1:58.61 | Lynsey SHARP (GBR) | London (GBR) | 21 Jul |
| 1:55.05 | Doina MELINTE (ROU) | Bucuresti | 1 Aug 82 | 1:58.65 | Raevyn ROGERS (USA) | Palo Alto, CA (USA) | 30 Jun |
| 1:55.19 | Maria de Lurdes MUTOLA (MOZ) | Zürich | 17 Aug 94 | 1:58.78 | Catriona BISSET (AUS) | London (GBR) | 21 Jul |
| 1:55.19 | Jolanda CEPLAK (SLO) | Heusden-Zolder | 20 Jul 02 | 1:58.79 | Jackline WAMBUI (KEN) | Nyayo National Stadium, Nairobi (KEN) | 13 Sep |

SUMMARY



800 Metres Women - Round 1

First 3 in each heat (Q) and the next 6 fastest (q) advance to the Semi-Finals

| RECORDS | RESULT | NAME | COUNTRY | AGE | VENUE | DATE |
|--------------------------------|---------|---------------------------|---------|-------------------------|----------------------------|-----------------------|
| World Record WR | 1:53.28 | Jarmila KRATOCHVÍLOVÁ | TCH | 32 | München (Olympiastadion) | 26 Jul 1983 |
| Championships Record CR | 1:54.68 | Jarmila KRATOCHVÍLOVÁ | TCH | 32 | Helsinki (Olympic Stadium) | 9 Aug 1983 |
| World Leading WL | 1:54.98 | Caster SEMENYA | RSA | 28 | Doha (QAT) | 3 May 2019 |
| Area Record AR | | National Record NR | | Personal Best PB | | Season Best SB |

27 September 2019

| RANK | PLACE | HEAT | LANE | BIB | NAME | COUNTRY | DATE of BIRTH | RESULT | |
|------|-------|------|------|-----|-----------------------|---------|---------------|---------------------------|-----------|
| 1 | 1 | 3 | 8 | | Winnie NANYONDO | UGA | 23 Aug 93 | 2:00.36 | Q |
| 2 | 1 | 4 | 6 | | Natoya GOULE | JAM | 30 Mar 91 | 2:01.01 | Q |
| 3 | 2 | 4 | 7 | | Ce'Aira BROWN | USA | 4 Nov 93 | 2:01.14 | Q |
| 4 | 3 | 4 | 4 | | Noélie YARIGO | BEN | 26 Dec 85 | 2:01.19 | Q |
| 5 | 2 | 3 | 4 | | Katharina TROST | GER | 28 Jun 95 | 2:01.45 | Q |
| 6 | 4 | 4 | 5 | | Olha LYAKHOVA | UKR | 18 Mar 92 | 2:01.47 | q |
| 7 | 3 | 3 | 6 | | Halima HACHLAF | MAR | 6 Sep 88 | 2:01.50 | Q |
| 8 | 4 | 3 | 7 | | Lindsey BUTTERWORTH | CAN | 27 Sep 92 | 2:01.64 | q |
| 9 | 1 | 2 | 5 | | Raevyn ROGERS | USA | 7 Sep 96 | 2:02.01 | Q |
| 10 | 2 | 2 | 4 | | Shelayna OSKAN-CLARKE | GBR | 20 Jan 90 | 2:02.09 | Q |
| 11 | 1 | 1 | 8 | | Ajee WILSON | USA | 8 May 94 | 2:02.10 | Q |
| 12 | 3 | 2 | 6 | | Morgan MITCHELL | AUS | 3 Oct 94 | 2:02.13 | Q |
| 13 | 4 | 2 | 8 | | Eunice Jepkoech SUM | KEN | 10 Apr 88 | 2:02.17 | q |
| 14 | 2 | 1 | 5 | | Halimah NAKAAYI | UGA | 14 Oct 94 | 2:02.33 | Q |
| 15 | 5 | 2 | 3 | | Anna SABAT | POL | 9 Nov 93 | 2:02.43 | q |
| 16 | 3 | 1 | 3 | | Hedda HYNNE | NOR | 13 Mar 90 | 2:02.49 | Q |
| 17 | 5 | 4 | 9 | | Diribe WELTEJI | ETH | 13 May 02 | 2:02.71 | q |
| 18 | 5 | 3 | 5 | | Līga VELVERE | LAT | 10 Feb 90 | 2:02.93 | q |
| 19 | 4 | 1 | 9 | | Christina HERING | GER | 9 Oct 94 | 2:03.15 ^(.142) | |
| 20 | 5 | 1 | 4 | | Sara KUIVISTO | FIN | 18 Aug 91 | 2:03.15 ^(.143) | |
| 21 | 1 | 5 | 4 | | Nataliya PRISHCHEPA | UKR | 11 Sep 94 | 2:03.22 | Q |
| 22 | 2 | 5 | 9 | | Chunyu WANG | CHN | 17 Jan 95 | 2:03.25 | Q |
| 23 | 3 | 5 | 3 | | Alexandra BELL | GBR | 4 Nov 92 | 2:03.34 | Q |
| 24 | 1 | 6 | 8 | | Renelle LAMOTE | FRA | 26 Dec 93 | 2:03.36 | Q |
| 25 | 6 | 2 | 9 | | Selina BÜCHEL | SUI | 26 Jul 91 | 2:03.38 | |
| 26 | 4 | 5 | 8 | | Lore HOFFMANN | SUI | 25 Jul 96 | 2:03.40 ^(.392) | |
| 27 | 5 | 5 | 5 | | Malika AKKAOUI | MAR | 25 Dec 87 | 2:03.40 ^(.393) | |
| 28 | 2 | 6 | 3 | | Rose Mary ALMANZA | CUB | 13 Jul 92 | 2:03.42 | Q |
| 29 | 3 | 6 | 5 | | Rababe ARAFI | MAR | 12 Jan 91 | 2:03.44 | Q |
| 30 | 6 | 4 | 3 | | Diana MEZULIÁNIKOVÁ | CZE | 10 Apr 92 | 2:03.48 | |
| 31 | 4 | 6 | 7 | | Lynsey SHARP | GBR | 11 Jul 90 | 2:03.57 | |
| 32 | 6 | 1 | 6 | | Renée EYKENS | BEL | 8 Jun 96 | 2:03.65 | |
| 33 | 6 | 5 | 6 | | Lovisa LINDH | SWE | 9 Jul 91 | 2:03.72 | |
| 34 | 7 | 4 | 8 | | Déborah RODRÍGUEZ | URU | 2 Dec 92 | 2:03.80 | |
| 35 | 7 | 5 | 7 | | Hanna GREEN | USA | 16 Oct 94 | 2:04.37 | |
| 36 | 7 | 1 | 7 | | Gabriela GAJANOVÁ | SVK | 12 Oct 99 | 2:04.45 | |
| 37 | 5 | 6 | 9 | | Carley THOMAS | AUS | 26 Dec 00 | 2:04.65 | |
| 38 | 6 | 6 | 4 | | Eleonora VANDI | ITA | 15 Mar 96 | 2:04.98 | |
| 39 | 6 | 3 | 3 | | Catriona BISSET | AUS | 1 Mar 94 | 2:05.33 | |
| 40 | 7 | 2 | 7 | | Lokonyen Rose NATHIKE | ART | 1 Jan 93 | 2:13.39 | PB |

SUMMARY
800 Metres Women - Round 1

27 September 2019

| RANK | PLACE | HEAT | LANE | BIB | NAME | COUNTRY | DATE of BIRTH | RESULT |
|------|-------|------|------|-----|---------------|---------|---------------|-----------------|
| | 6 | | 6 | | Tsepang SELLO | LES | 23 Feb 97 | DQ 163.5 |

NOTE IAAF Rule 163.5 - Leaving the lane before the breakline

| ALL-TIME TOP LIST | | | | SEASON TOP LIST | | | |
|-------------------|------------------------------|------------------------------|-----------|-----------------|--------------------------|---------------------------------------|--------|
| RESULT | NAME | VENUE | DATE | RESULT | NAME | VENUE | 2019 |
| 1:53.28 | Jarmila KRATOCHVÍLOVÁ (TCH) | nchen (Olympiastadion) | 26 Jul 83 | 1:54.98 | Caster SEMENYA (RSA) | Doha (QAT) | 3 May |
| 1:53.43 | Nadezhda OLIZARENKO (URS) | Moskva (Lenin Stadium) | 27 Jul 80 | 1:57.72 | Ajee WILSON (USA) | Des Moines, IA (USA) | 28 Jul |
| 1:54.01 | Pamela JELIMO (KEN) | Zürich (Letzigrund) | 29 Aug 08 | 1:57.75 | Francine NIYONSABA (BDI) | Doha (QAT) | 3 May |
| 1:54.25 | Caster SEMENYA (RSA) | Paris (FRA) | 30 Jun 18 | 1:57.90 | Natoya GOULE (JAM) | Monaco (MON) | 12 Jul |
| 1:54.44 | Ana Fidelia QUIROT (CUB) | Barcelona (Estadio Olímpico) | 9 Sep 89 | 1:58.19 | Hanna GREEN (USA) | Des Moines, IA (USA) | 28 Jul |
| 1:54.81 | Olga MINEYEVA (URS) | Moskva (Lenin Stadium) | 27 Jul 80 | 1:58.42 | Laura MUIR (GBR) | Monaco (MON) | 12 Jul |
| 1:54.94 | Tatyana KAZANKINA (URS) | Montréal (Olympic Stadium) | 26 Jul 76 | 1:58.61 | Lynsey SHARP (GBR) | London (GBR) | 21 Jul |
| 1:55.05 | Doina MELINTE (ROU) | Bucuresti | 1 Aug 82 | 1:58.65 | Raevyn ROGERS (USA) | Palo Alto, CA (USA) | 30 Jun |
| 1:55.19 | Maria de Lurdes MUTOLA (MOZ) | Zürich | 17 Aug 94 | 1:58.78 | Catriona BISSET (AUS) | London (GBR) | 21 Jul |
| 1:55.19 | Jolanda CEPLAK (SLO) | Heusden-Zolder | 20 Jul 02 | 1:58.79 | Jackline WAMBUI (KEN) | Nyayo National Stadium, Nairobi (KEN) | 13 Sep |



RACE ANALYSIS



800 Metres Women - Round 1

First 3 in each heat (Q) and the next 6 fastest (q) advance to the Semi-Finals

SPLIT TIMES UPDATED

Heat 6

6

27 September 2019

17:50 START TIME

25° C TEMPERATURE 67% HUMIDITY

| | | | | | | | | | | | |
|---|-------|---|-------|---|-------|---|-------|---|-------|---|-------|
| 1 | 200 m | 2 | 300 m | 3 | 400 m | 4 | 500 m | 5 | 600 m | 6 | 700 m |
|---|-------|---|-------|---|-------|---|-------|---|-------|---|-------|

1 Renelle LAMOTE

FRA 26 Dec 93 **2:03.36**

| | | | | | | | | | | | |
|---|------------------|---|-----------|---|--------------------|---|--------------------|---|--------------------|---|--------------------|
| 1 | 29.43 | 2 | 17.34 | 3 | 16.69 | 4 | 15.70 | 5 | 15.00 | 6 | 14.88 |
| | 29.43 (1) | | 46.77 (3) | | 1:03.46 (1) | | 1:19.16 (1) | | 1:34.16 (1) | | 1:49.04 (1) |

2 Rose Mary ALMANZA

CUB 13 Jul 92 **2:03.42**

| | | | | | | | | | | | |
|---|-----------|---|------------------|---|-------------|---|-------------|---|-------------|---|-------------|
| 1 | 29.48 | 2 | 17.15 | 3 | 17.10 | 4 | 15.79 | 5 | 14.93 | 6 | 14.83 |
| | 29.48 (3) | | 46.63 (1) | | 1:03.73 (3) | | 1:19.52 (4) | | 1:34.45 (4) | | 1:49.28 (4) |

3 Rababe ARAFI

MAR 12 Jan 91 **2:03.44**

| | | | | | | | | | | | |
|---|-----------|---|-----------|---|-------------|---|-------------|---|-------------|---|-------------|
| 1 | 30.45 | 2 | 16.42 | 3 | 16.91 | 4 | 15.65 | 5 | 14.94 | 6 | 14.84 |
| | 30.45 (7) | | 46.87 (5) | | 1:03.78 (4) | | 1:19.43 (3) | | 1:34.37 (3) | | 1:49.21 (3) |

4 Lynsey SHARP

GBR 11 Jul 90 **2:03.57**

| | | | | | | | | | | | |
|---|-----------|---|-----------|---|-------------|---|-------------|---|-------------|---|-------------|
| 1 | 29.44 | 2 | 17.22 | 3 | 16.91 | 4 | 15.72 | 5 | 14.96 | 6 | 14.83 |
| | 29.44 (2) | | 46.66 (2) | | 1:03.57 (2) | | 1:19.29 (2) | | 1:34.25 (2) | | 1:49.08 (2) |

5 Carley THOMAS

AUS 26 Dec 00 **2:04.65**

| | | | | | | | | | | | |
|---|-----------|---|-----------|---|-------------|---|-------------|---|-------------|---|-------------|
| 1 | 29.69 | 2 | 17.15 | 3 | 17.08 | 4 | 15.85 | 5 | 14.89 | 6 | 14.83 |
| | 29.69 (4) | | 46.84 (4) | | 1:03.92 (5) | | 1:19.77 (5) | | 1:34.66 (5) | | 1:49.49 (5) |

6 Eleonora VANDI

ITA 15 Mar 96 **2:04.98**

| | | | | | | | | | | | |
|---|-----------|---|-----------|---|-------------|---|-------------|---|-------------|---|-------------|
| 1 | 29.87 | 2 | 17.20 | 3 | 16.96 | 4 | 15.75 | 5 | 14.88 | 6 | 14.96 |
| | 29.87 (5) | | 47.07 (7) | | 1:04.03 (6) | | 1:19.78 (6) | | 1:34.66 (6) | | 1:49.62 (6) |

Tsepang SELLO

LES 23 Feb 97 **DQ** 163.5

| | | | | | | | | | | | |
|---|-----------|---|-----------|---|-------------|---|-------------|---|-------------|---|-------------|
| 1 | 30.06 | 2 | 16.98 | 3 | 17.23 | 4 | 16.52 | 5 | 16.89 | 6 | 17.93 |
| | 30.06 (6) | | 47.04 (6) | | 1:04.27 (7) | | 1:20.79 (7) | | 1:37.68 (7) | | 1:55.61 (7) |

NOTE IAAF Rule 163.5 - Leaving the lane before the breakline

RESULTS



800 Metres Women - Round 1

First 3 in each heat (Q) and the next 6 fastest (q) advance to the Semi-Finals

WIND READING INFORMATION UPDATED

| RECORDS | RESULT NAME | COUNTRY | AGE | VENUE | DATE |
|--------------------------------|--------------------------------------|-------------------------|-----------------------|----------------------------|-------------|
| World Record WR | 1:53.28 Jarmila KRATOCHVÍLOVÁ | TCH | 32 | München (Olympiastadion) | 26 Jul 1983 |
| Championships Record CR | 1:54.68 Jarmila KRATOCHVÍLOVÁ | TCH | 32 | Helsinki (Olympic Stadium) | 9 Aug 1983 |
| World Leading WL | 1:54.98 Caster SEMENYA | RSA | 28 | Doha (QAT) | 3 May 2019 |
| Area Record AR | National Record NR | Personal Best PB | Season Best SB | | |

Heat 1

6

27 September 2019 17:10 START TIME

25° C TEMPERATURE 67% HUMIDITY

| PLACE | NAME | COUNTRY | DATE OF BIRTH | LANE | RESULT |
|-------|-------------------|---------|---------------|------|-----------------------|
| 1 | Ajee WILSON | USA | 8 May 94 | 8 | 2:02.10 Q |
| 2 | Halimah NAKAAYI | UGA | 14 Oct 94 | 5 | 2:02.33 Q |
| 3 | Hedda HYNNE | NOR | 13 Mar 90 | 3 | 2:02.49 Q |
| 4 | Christina HERING | GER | 9 Oct 94 | 9 | 2:03.15 (.142) |
| 5 | Sara KUIVISTO | FIN | 18 Aug 91 | 4 | 2:03.15 (.143) |
| 6 | Renée EYKENS | BEL | 8 Jun 96 | 6 | 2:03.65 |
| 7 | Gabriela GAJANOVÁ | SVK | 12 Oct 99 | 7 | 2:04.45 |

INTERMEDIATE TIMES

| | | | |
|-------|---------------------|-------|---------------------|
| 200 m | 28.47 Ajee WILSON | 300 m | 44.80 Ajee WILSON |
| 400 m | 1:01.28 Ajee WILSON | 500 m | 1:17.23 Ajee WILSON |
| 600 m | 1:32.17 Ajee WILSON | 700 m | 1:47.44 Ajee WILSON |

Heat 2

6

27 September 2019 17:18 START TIME

25° C TEMPERATURE 67% HUMIDITY

| PLACE | NAME | COUNTRY | DATE OF BIRTH | LANE | RESULT |
|-------|-----------------------|---------|---------------|------|-------------------|
| 1 | Raevyn ROGERS | USA | 7 Sep 96 | 5 | 2:02.01 Q |
| 2 | Shelayna OSKAN-CLARKE | GBR | 20 Jan 90 | 4 | 2:02.09 Q |
| 3 | Morgan MITCHELL | AUS | 3 Oct 94 | 6 | 2:02.13 Q |
| 4 | Eunice Jepkoech SUM | KEN | 10 Apr 88 | 8 | 2:02.17 q |
| 5 | Anna SABAT | POL | 9 Nov 93 | 3 | 2:02.43 q |
| 6 | Selina BÜCHEL | SUI | 26 Jul 91 | 9 | 2:03.38 |
| 7 | Lokonyen Rose NATHIKE | ART | 1 Jan 93 | 7 | 2:13.39 PB |

INTERMEDIATE TIMES

| | | | |
|-------|-----------------------|-------|-----------------------|
| 200 m | 27.64 Raevyn ROGERS | 300 m | 43.34 Raevyn ROGERS |
| 400 m | 59.98 Raevyn ROGERS | 500 m | 1:15.95 Raevyn ROGERS |
| 600 m | 1:31.01 Raevyn ROGERS | 700 m | 1:46.08 Raevyn ROGERS |

Heat 3

6

27 September 2019 17:26 START TIME

25° C TEMPERATURE 67% HUMIDITY

| PLACE | NAME | COUNTRY | DATE OF BIRTH | LANE | RESULT |
|-------|---------------------|---------|---------------|------|------------------|
| 1 | Winnie NANYONDO | UGA | 23 Aug 93 | 8 | 2:00.36 Q |
| 2 | Katharina TROST | GER | 28 Jun 95 | 4 | 2:01.45 Q |
| 3 | Halima HACHLAF | MAR | 6 Sep 88 | 6 | 2:01.50 Q |
| 4 | Lindsey BUTTERWORTH | CAN | 27 Sep 92 | 7 | 2:01.64 q |
| 5 | Līga VELVERE | LAT | 10 Feb 90 | 5 | 2:02.93 q |
| 6 | Catriona BISSET | AUS | 1 Mar 94 | 3 | 2:05.33 |

INTERMEDIATE TIMES

| | | | |
|-------|-------------------------|-------|-------------------------|
| 200 m | 27.70 Winnie NANYONDO | 300 m | 42.78 Winnie NANYONDO |
| 400 m | 58.34 Winnie NANYONDO | 500 m | 1:14.14 Winnie NANYONDO |
| 600 m | 1:29.61 Winnie NANYONDO | 700 m | 1:45.03 Winnie NANYONDO |

RESULTS
800 Metres Women - Round 1

WIND READING INFORMATION UPDATED

Heat 4

6

27 September 2019

17:34 START TIME

25° C TEMPERATURE 67 % HUMIDITY

| PLACE | NAME | COUNTRY | DATE OF BIRTH | LANE | RESULT | |
|-------|---------------------|---------|---------------|------|---------|---|
| 1 | Natoya GOULE | JAM | 30 Mar 91 | 6 | 2:01.01 | Q |
| 2 | Ce'Aira BROWN | USA | 4 Nov 93 | 7 | 2:01.14 | Q |
| 3 | Noélie YARIGO | BEN | 26 Dec 85 | 4 | 2:01.19 | Q |
| 4 | Olha LYAKHOVA | UKR | 18 Mar 92 | 5 | 2:01.47 | q |
| 5 | Diribe WELTEJI | ETH | 13 May 02 | 9 | 2:02.71 | q |
| 6 | Diana MEZULIÁNIKOVÁ | CZE | 10 Apr 92 | 3 | 2:03.48 | |
| 7 | Déborah RODRÍGUEZ | URU | 2 Dec 92 | 8 | 2:03.80 | |

INTERMEDIATE TIMES

| | | | |
|-------|----------------------|-------|----------------------|
| 200 m | 28.33 Natoya GOULE | 300 m | 44.32 Natoya GOULE |
| 400 m | 59.99 Natoya GOULE | 500 m | 1:15.65 Natoya GOULE |
| 600 m | 1:30.80 Natoya GOULE | 700 m | 1:45.68 Natoya GOULE |

Heat 5

6

27 September 2019

17:42 START TIME

25° C TEMPERATURE 67 % HUMIDITY

| PLACE | NAME | COUNTRY | DATE OF BIRTH | LANE | RESULT | |
|-------|---------------------|---------|---------------|------|---------|--------|
| 1 | Nataliya PRISHCHEPA | UKR | 11 Sep 94 | 4 | 2:03.22 | Q |
| 2 | Chunyu WANG | CHN | 17 Jan 95 | 9 | 2:03.25 | Q |
| 3 | Alexandra BELL | GBR | 4 Nov 92 | 3 | 2:03.34 | Q |
| 4 | Lore HOFFMANN | SUI | 25 Jul 96 | 8 | 2:03.40 | [.392] |
| 5 | Malika AKKAOUI | MAR | 25 Dec 87 | 5 | 2:03.40 | [.393] |
| 6 | Lovisa LINDH | SWE | 9 Jul 91 | 6 | 2:03.72 | |
| 7 | Hanna GREEN | USA | 16 Oct 94 | 7 | 2:04.37 | |

INTERMEDIATE TIMES

| | | | |
|-------|---------------------|-------|---------------------|
| 200 m | 29.00 Chunyu WANG | 300 m | 44.49 Chunyu WANG |
| 400 m | 1:00.50 Chunyu WANG | 500 m | 1:16.73 Chunyu WANG |
| 600 m | 1:32.37 Hanna GREEN | 700 m | 1:47.91 Chunyu WANG |

Heat 6

6

27 September 2019

17:50 START TIME

25° C TEMPERATURE 67 % HUMIDITY

| PLACE | NAME | COUNTRY | DATE OF BIRTH | LANE | RESULT | |
|-------|-------------------|---------|---------------|------|---------|-------|
| 1 | Renelle LAMOTE | FRA | 26 Dec 93 | 8 | 2:03.36 | Q |
| 2 | Rose Mary ALMANZA | CUB | 13 Jul 92 | 3 | 2:03.42 | Q |
| 3 | Rababe ARAFI | MAR | 12 Jan 91 | 5 | 2:03.44 | Q |
| 4 | Lynsey SHARP | GBR | 11 Jul 90 | 7 | 2:03.57 | |
| 5 | Carley THOMAS | AUS | 26 Dec 00 | 9 | 2:04.65 | |
| 6 | Eleonora VANDI | ITA | 15 Mar 96 | 4 | 2:04.98 | |
| | Tsepang SELLO | LES | 23 Feb 97 | 6 | DQ | 163.5 |

NOTE IAAF Rule 163.5 - Leaving the lane before the breakline

INTERMEDIATE TIMES

| | | | |
|-------|------------------------|-------|-------------------------|
| 200 m | 29.43 Renelle LAMOTE | 300 m | 46.63 Rose Mary ALMANZA |
| 400 m | 1:03.46 Renelle LAMOTE | 500 m | 1:19.16 Renelle LAMOTE |
| 600 m | 1:34.16 Renelle LAMOTE | 700 m | 1:49.04 Renelle LAMOTE |

ALL-TIME TOP LIST

| RESULT | NAME | VENUE | DATE |
|---------|------------------------------|------------------------------|-----------|
| 1:53.28 | Jarmila KRATOCHVÍLOVÁ (TCH) | nchen (Olympiastadion) | 26 Jul 83 |
| 1:53.43 | Nadezhda OLIZARENKO (URS) | Moskva (Lenin Stadium) | 27 Jul 80 |
| 1:54.01 | Pamela JELIMO (KEN) | Zürich (Letzigrund) | 29 Aug 08 |
| 1:54.25 | Caster SEMENYA (RSA) | Paris (FRA) | 30 Jun 18 |
| 1:54.44 | Ana Fidelia QUIROT (CUB) | Barcelona (Estadio Olímpico) | 9 Sep 89 |
| 1:54.81 | Olqa MINEYEVA (URS) | Moskva (Lenin Stadium) | 27 Jul 80 |
| 1:54.94 | Tatyana KAZANKINA (URS) | Montréal (Olympic Stadium) | 26 Jul 76 |
| 1:55.05 | Doina MELINTE (ROU) | Bucuresti | 1 Aug 82 |
| 1:55.19 | Maria de Lurdes MUTOLA (MOZ) | Zürich | 17 Aug 94 |
| 1:55.19 | Jolanda CEPLAK (SLO) | Heusden-Zolder | 20 Jul 02 |

SEASON TOP LIST

| RESULT | NAME | VENUE | 2019 |
|---------|--------------------------|---------------------------------------|--------|
| 1:54.98 | Caster SEMENYA (RSA) | Doha (QAT) | 3 May |
| 1:57.72 | Ajee WILSON (USA) | Des Moines, IA (USA) | 28 Jul |
| 1:57.75 | Francine NIYONSABA (BDI) | Doha (QAT) | 3 May |
| 1:57.90 | Natoya GOULE (JAM) | Monaco (MON) | 12 Jul |
| 1:58.19 | Hanna GREEN (USA) | Des Moines, IA (USA) | 28 Jul |
| 1:58.42 | Laura MUIR (GBR) | Monaco (MON) | 12 Jul |
| 1:58.61 | Lynsey SHARP (GBR) | London (GBR) | 21 Jul |
| 1:58.65 | Raevyn ROGERS (USA) | Palo Alto, CA (USA) | 30 Jun |
| 1:58.78 | Catriona BISSET (AUS) | London (GBR) | 21 Jul |
| 1:58.79 | Jackline WAMBUI (KEN) | Nyayo National Stadium, Nairobi (KEN) | 13 Sep |

RESULTS



1500 Metres Women - Final

| RECORDS | RESULT NAME | COUNTRY | AGE | VENUE | DATE |
|--------------------------------|-------------------------------|-------------------------|-----------------------|-------------------------|-------------|
| World Record WR | 3:50.07 Genzebe DIBABA | ETH | 24 | Monaco (Stade Louis II) | 17 Jul 2015 |
| Championships Record CR | 3:51.95 Sifan HASSAN | NED | 26 | Doha | 5 Oct 2019 |
| World Leading WL | 3:51.95 Sifan HASSAN | NED | 26 | Doha | 5 Oct 2019 |
| Area Record AR | National Record NR | Personal Best PB | Season Best SB | | |

5 October 2019 20:55 START TIME 27° C 71 %
TEMPERATURE HUMIDITY

| PLACE | NAME | COUNTRY | DATE of BIRTH | ORDER | RESULT | |
|-------|---------------------------------|---------|---------------|-------|----------------|-----------|
| 1 | Sifan HASSAN | NED | 1 Jan 93 | 7 | 3:51.95 | CR |
| 2 | Faith KIPYEGON | KEN | 10 Jan 94 | 4 | 3:54.22 | NR |
| 3 | Gudaf TSEGAY | ETH | 23 Jan 97 | 9 | 3:54.38 | PB |
| 4 | Shelby HOULIHAN | USA | 8 Feb 93 | 5 | 3:54.99 | AR |
| 5 | Laura MUIR | GBR | 9 May 93 | 6 | 3:55.76 | SB |
| 6 | Gabriela DEBUES-STAFFORD | CAN | 13 Sep 95 | 12 | 3:56.12 | NR |
| 7 | Winnie CHEBET | KEN | 20 Dec 90 | 11 | 3:58.20 | PB |
| 8 | Jenny SIMPSON | USA | 23 Aug 86 | 10 | 3:58.42 | SB |
| 9 | Rababe ARAFI | MAR | 12 Jan 91 | 2 | 3:59.93 | |
| 10 | Ciara MAGEEAN | IRL | 12 Mar 92 | 8 | 4:00.15 | PB |
| 11 | Winnie NANYONDO | UGA | 23 Aug 93 | 3 | 4:00.63 | |
| 12 | Nikki HILTZ | USA | 23 Oct 94 | 1 | 4:06.68 | |

INTERMEDIATE TIMES

| | | | |
|--------|--------------------------------|--------|--------------------------------|
| 100 m | 15.61 Gabriela DEBUES-STAFFORD | 200 m | 32.12 Gabriela DEBUES-STAFFORD |
| 300 m | 48.20 Sifan HASSAN | 400 m | 1:03.53 Sifan HASSAN |
| 500 m | 1:18.89 Sifan HASSAN | 600 m | 1:34.45 Sifan HASSAN |
| 700 m | 1:50.15 Sifan HASSAN | 800 m | 2:05.95 Sifan HASSAN |
| 900 m | 2:21.58 Sifan HASSAN | 1000 m | 2:37.26 Sifan HASSAN |
| 1100 m | 2:52.61 Sifan HASSAN | 1200 m | 3:07.41 Sifan HASSAN |
| 1300 m | 3:21.75 Sifan HASSAN | 1400 m | 3:36.27 Sifan HASSAN |


ALL-TIME TOP LIST

| RESULT | NAME | VENUE | DATE |
|---------|-------------------------|-------------------------|-----------|
| 3:50.07 | Genzebe DIBABA (ETH) | Monaco (Stade Louis II) | 17 Jul 15 |
| 3:50.46 | Yunxia QU (CHN) | Beijing (NOCAS) | 11 Sep 93 |
| 3:50.98 | Jiang BO (CHN) | Shanghai | 18 Oct 97 |
| 3:51.34 | Yinglai LANG (CHN) | Shanghai | 18 Oct 97 |
| 3:51.92 | Junxia WANG (CHN) | Beijing (NOCAS) | 11 Sep 93 |
| 3:51.95 | Sifan HASSAN (NED) | Doha | 5 Oct 19 |
| 3:52.47 | Tatyana KAZANKINA (URS) | Zürich (Letzigrund) | 13 Aug 80 |
| 3:53.91 | Lili YIN (CHN) | Shanghai | 18 Oct 97 |
| 3:53.96 | Paula IVAN (ROU) | Seoul (Olympic Stadium) | 1 Oct 88 |
| 3:53.97 | Lixin LAN (CHN) | Shanghai | 18 Oct 97 |

SEASON TOP LIST

| RESULT | NAME | VENUE | 2019 |
|---------|--------------------------------|-------------|--------|
| 3:51.95 | Sifan HASSAN (NED) | Doha | 5 Oct |
| 3:54.22 | Faith KIPYEGON (KEN) | Doha | 5 Oct |
| 3:54.38 | Gudaf TSEGAY (ETH) | Doha | 5 Oct |
| 3:54.99 | Shelby HOULIHAN (USA) | Doha | 5 Oct |
| 3:55.47 | Genzebe DIBABA (ETH) | Rabat (MAR) | 16 Jun |
| 3:55.76 | Laura MUIR (GBR) | Doha | 5 Oct |
| 3:56.12 | Gabriela DEBUES-STAFFORD (CAN) | Doha | 5 Oct |
| 3:58.20 | Winnie CHEBET (KEN) | Doha | 5 Oct |
| 3:58.42 | Jenny SIMPSON (USA) | Doha | 5 Oct |
| 3:58.84 | Rababe ARAFI (MAR) | Rabat (MAR) | 16 Jun |

RACE ANALYSIS



1500 Metres Women - Final

5 October 2019 20:55 START TIME 27° C 71 %
TEMPERATURE HUMIDITY

| | | | | | | | | | | | | | | | | | | | |
|----|--------|----|--------|----|--------|----|--------|---|-------|---|-------|---|-------|---|-------|---|-------|----|--------|
| 1 | 100 m | 2 | 200 m | 3 | 300 m | 4 | 400 m | 5 | 500 m | 6 | 600 m | 7 | 700 m | 8 | 800 m | 9 | 900 m | 10 | 1000 m |
| 11 | 1100 m | 12 | 1200 m | 13 | 1300 m | 14 | 1400 m | | | | | | | | | | | | |

| | | | | | | | | | | | | | | | | | | | | |
|-----------------------|--------------------|----|--------------------|----|--------------------|----|--------------------|---|--------------------|---|--------------------|---|--------------------|-----|--------------------|----------|--------------------|----------------|--------------------|--|
| 1 Sifan HASSAN | | | | | | | | | | | | | | NED | | 1 Jan 93 | | 3:51.95 | | |
| 1 | 16.30 | 2 | 16.63 | 3 | 15.27 | 4 | 15.33 | 5 | 15.36 | 6 | 15.56 | 7 | 15.70 | 8 | 15.80 | 9 | 15.63 | 10 | 15.68 | |
| | 16.30 (11) | | 32.93 (9) | | 48.20 (1) | | 1:03.53 (1) | | 1:18.89 (1) | | 1:34.45 (1) | | 1:50.15 (1) | | 2:05.95 (1) | | 2:21.58 (1) | | 2:37.26 (1) | |
| 11 | 15.35 | 12 | 14.80 | 13 | 14.34 | 14 | 14.52 | | | | | | | | | | | | | |
| | 2:52.61 (1) | | 3:07.41 (1) | | 3:21.75 (1) | | 3:36.27 (1) | | | | | | | | | | | | | |

| | | | | | | | | | | | | | | | | | | | | |
|-------------------------|-------------|----|-------------|----|-------------|----|-------------|---|-------------|---|-------------|---|-------------|-----|-------------|-----------|-------------|----------------|-------------|--|
| 2 Faith KIPYEGON | | | | | | | | | | | | | | KEN | | 10 Jan 94 | | 3:54.22 | | |
| 1 | 16.09 | 2 | 16.92 | 3 | 15.33 | 4 | 15.47 | 5 | 15.28 | 6 | 15.48 | 7 | 15.71 | 8 | 15.83 | 9 | 15.64 | 10 | 15.69 | |
| | 16.09 (10) | | 33.01 (10) | | 48.34 (3) | | 1:03.81 (3) | | 1:19.09 (3) | | 1:34.57 (2) | | 1:50.28 (2) | | 2:06.11 (2) | | 2:21.75 (2) | | 2:37.44 (2) | |
| 11 | 15.51 | 12 | 14.96 | 13 | 14.77 | 14 | 15.19 | | | | | | | | | | | | | |
| | 2:52.95 (4) | | 3:07.91 (4) | | 3:22.68 (2) | | 3:37.87 (2) | | | | | | | | | | | | | |

| | | | | | | | | | | | | | | | | | | | | |
|-----------------------|-------------|----|-------------|----|-------------|----|-------------|---|-------------|---|-------------|---|-------------|-----|-------------|-----------|-------------|----------------|-------------|--|
| 3 Gudaf TSEGAY | | | | | | | | | | | | | | ETH | | 23 Jan 97 | | 3:54.38 | | |
| 1 | 15.98 | 2 | 16.89 | 3 | 15.47 | 4 | 15.38 | 5 | 15.35 | 6 | 15.58 | 7 | 15.77 | 8 | 15.84 | 9 | 15.65 | 10 | 15.76 | |
| | 15.98 (7) | | 32.87 (8) | | 48.34 (2) | | 1:03.72 (2) | | 1:19.07 (2) | | 1:34.65 (3) | | 1:50.42 (3) | | 2:06.26 (4) | | 2:21.91 (3) | | 2:37.67 (4) | |
| 11 | 15.18 | 12 | 15.04 | 13 | 15.15 | 14 | 15.71 | | | | | | | | | | | | | |
| | 2:52.85 (3) | | 3:07.89 (3) | | 3:23.04 (4) | | 3:38.75 (4) | | | | | | | | | | | | | |

| | | | | | | | | | | | | | | | | | | | | |
|--------------------------|-------------|----|-------------|----|-------------|----|-------------|---|-------------|---|-------------|---|-------------|-----|-------------|----------|-------------|----------------|-------------|--|
| 4 Shelby HOULIHAN | | | | | | | | | | | | | | USA | | 8 Feb 93 | | 3:54.99 | | |
| 1 | 15.76 | 2 | 16.54 | 3 | 16.25 | 4 | 15.41 | 5 | 15.49 | 6 | 15.51 | 7 | 15.76 | 8 | 15.94 | 9 | 15.40 | 10 | 15.77 | |
| | 15.76 (3) | | 32.30 (2) | | 48.55 (6) | | 1:03.96 (6) | | 1:19.45 (7) | | 1:34.96 (6) | | 1:50.72 (7) | | 2:06.66 (7) | | 2:22.06 (6) | | 2:37.83 (6) | |
| 11 | 15.34 | 12 | 15.12 | 13 | 15.11 | 14 | 15.52 | | | | | | | | | | | | | |
| | 2:53.17 (6) | | 3:08.29 (6) | | 3:23.40 (5) | | 3:38.92 (5) | | | | | | | | | | | | | |

| | | | | | | | | | | | | | | | | | | | | |
|---------------------|-------------|----|-------------|----|-------------|----|--------------|---|-------------|---|-------------|---|-------------|-----|-------------|----------|-------------|----------------|-------------|--|
| 5 Laura MUIR | | | | | | | | | | | | | | GBR | | 9 May 93 | | 3:55.76 | | |
| 1 | 16.53 | 2 | 16.80 | 3 | 15.86 | 4 | 15.54 | 5 | 14.94 | 6 | 15.68 | 7 | 15.52 | 8 | 16.00 | 9 | 15.14 | 10 | 15.55 | |
| | 16.53 (12) | | 33.33 (12) | | 49.19 (12) | | 1:04.73 (12) | | 1:19.67 (9) | | 1:35.35 (9) | | 1:50.87 (9) | | 2:06.87 (9) | | 2:22.01 (5) | | 2:37.56 (3) | |
| 11 | 15.19 | 12 | 14.91 | 13 | 15.18 | 14 | 15.83 | | | | | | | | | | | | | |
| | 2:52.75 (2) | | 3:07.66 (2) | | 3:22.84 (3) | | 3:38.67 (3) | | | | | | | | | | | | | |

| | | | | | | | | | | | | | | | | | | | | |
|-----------------------------------|------------------|----|------------------|----|-------------|----|-------------|---|-------------|---|-------------|---|-------------|-----|-------------|-----------|-------------|----------------|-------------|--|
| 6 Gabriela DEBUES-STAFFORD | | | | | | | | | | | | | | CAN | | 13 Sep 95 | | 3:56.12 | | |
| 1 | 15.61 | 2 | 16.51 | 3 | 16.38 | 4 | 15.40 | 5 | 15.37 | 6 | 15.63 | 7 | 15.78 | 8 | 15.82 | 9 | 15.66 | 10 | 15.77 | |
| | 15.61 (1) | | 32.12 (1) | | 48.50 (4) | | 1:03.90 (4) | | 1:19.27 (4) | | 1:34.90 (5) | | 1:50.68 (6) | | 2:06.50 (6) | | 2:22.16 (7) | | 2:37.93 (7) | |
| 11 | 15.43 | 12 | 15.14 | 13 | 14.97 | 14 | 15.65 | | | | | | | | | | | | | |
| | 2:53.36 (7) | | 3:08.50 (7) | | 3:23.47 (6) | | 3:39.12 (6) | | | | | | | | | | | | | |

| | | | | | | | | | | | | | | | | | | | | |
|-----------------------|-------------|----|-------------|----|-------------|----|-------------|---|-------------|---|-------------|---|-------------|-----|-------------|-----------|-------------|----------------|-------------|--|
| 7 Winny CHEBET | | | | | | | | | | | | | | KEN | | 20 Dec 90 | | 3:58.20 | | |
| 1 | 15.85 | 2 | 16.76 | 3 | 15.90 | 4 | 15.44 | 5 | 15.32 | 6 | 15.52 | 7 | 15.72 | 8 | 15.72 | 9 | 15.70 | 10 | 15.81 | |
| | 15.85 (5) | | 32.61 (5) | | 48.51 (5) | | 1:03.95 (5) | | 1:19.27 (5) | | 1:34.79 (4) | | 1:50.51 (4) | | 2:06.23 (3) | | 2:21.93 (4) | | 2:37.74 (5) | |
| 11 | 15.41 | 12 | 15.11 | 13 | 15.52 | 14 | 16.68 | | | | | | | | | | | | | |
| | 2:53.15 (5) | | 3:08.26 (5) | | 3:23.78 (7) | | 3:40.46 (7) | | | | | | | | | | | | | |

| | | | | | | | | | | | | | | | | | | | | |
|------------------------|-------------|----|-------------|----|-------------|----|-------------|---|-------------|---|-------------|---|-------------|-----|-------------|-----------|-------------|----------------|-------------|--|
| 8 Jenny SIMPSON | | | | | | | | | | | | | | USA | | 23 Aug 86 | | 3:58.42 | | |
| 1 | 15.74 | 2 | 16.69 | 3 | 16.22 | 4 | 15.55 | 5 | 15.46 | 6 | 15.51 | 7 | 15.45 | 8 | 15.82 | 9 | 15.90 | 10 | 15.88 | |
| | 15.74 (2) | | 32.43 (4) | | 48.65 (7) | | 1:04.20 (7) | | 1:19.66 (8) | | 1:35.17 (8) | | 1:50.62 (5) | | 2:06.44 (5) | | 2:22.34 (9) | | 2:38.22 (9) | |
| 11 | 15.80 | 12 | 15.77 | 13 | 15.98 | 14 | 16.36 | | | | | | | | | | | | | |
| | 2:54.02 (9) | | 3:09.79 (9) | | 3:25.77 (8) | | 3:42.13 (8) | | | | | | | | | | | | | |

| | | | | | | | | | | | | | | | | | | | | |
|-----------------------|-------------|----|-------------|----|-------------|----|-------------|---|-------------|---|-------------|---|-------------|-----|-------------|-----------|-------------|----------------|-------------|--|
| 9 Rababe ARAFI | | | | | | | | | | | | | | MAR | | 12 Jan 91 | | 3:59.93 | | |
| 1 | 16.08 | 2 | 16.96 | 3 | 15.69 | 4 | 15.52 | 5 | 15.18 | 6 | 15.64 | 7 | 15.77 | 8 | 15.89 | 9 | 15.57 | 10 | 15.81 | |
| | 16.08 (9) | | 33.04 (11) | | 48.73 (8) | | 1:04.25 (8) | | 1:19.43 (6) | | 1:35.07 (7) | | 1:50.84 (8) | | 2:06.73 (8) | | 2:22.30 (8) | | 2:38.11 (8) | |
| 11 | 15.66 | 12 | 15.80 | 13 | 16.34 | 14 | 16.72 | | | | | | | | | | | | | |
| | 2:53.77 (8) | | 3:09.57 (8) | | 3:25.91 (9) | | 3:42.63 (9) | | | | | | | | | | | | | |

| | | | | | | | | | | | | | | | | | | | | |
|-------------------------|--------------|----|--------------|----|--------------|----|--------------|---|--------------|---|--------------|---|--------------|-----|--------------|-----------|--------------|----------------|--------------|--|
| 10 Ciara MAGEEAN | | | | | | | | | | | | | | IRL | | 12 Mar 92 | | 4:00.15 | | |
| 1 | 15.96 | 2 | 16.69 | 3 | 16.33 | 4 | 15.66 | 5 | 15.41 | 6 | 15.55 | 7 | 15.64 | 8 | 15.93 | 9 | 15.78 | 10 | 15.91 | |
| | 15.96 (6) | | 32.65 (6) | | 48.98 (11) | | 1:04.64 (11) | | 1:20.05 (12) | | 1:35.60 (11) | | 1:51.24 (11) | | 2:07.17 (11) | | 2:22.95 (11) | | 2:38.86 (11) | |
| 11 | 16.34 | 12 | 16.03 | 13 | 16.36 | 14 | 16.04 | | | | | | | | | | | | | |
| | 2:55.20 (11) | | 3:11.23 (11) | | 3:27.59 (11) | | 3:43.63 (11) | | | | | | | | | | | | | |



RACE ANALYSIS
1500 Metres Women - Final

11 Winnie NANYONDO

UGA 23 Aug 93 **4:00.63**

| | | | | | | | | | | | | | | | | | | | |
|----|--------------|----|--------------|----|--------------|----|--------------|---|--------------|---|--------------|---|--------------|---|--------------|---|--------------|----|--------------|
| 1 | 15.99 | 2 | 16.83 | 3 | 16.02 | 4 | 15.61 | 5 | 15.44 | 6 | 15.62 | 7 | 15.58 | 8 | 15.97 | 9 | 15.78 | 10 | 15.86 |
| | 15.99 (8) | | 32.82 (7) | | 48.84 (10) | | 1:04.45 (10) | | 1:19.89 (10) | | 1:35.51 (10) | | 1:51.09 (10) | | 2:07.06 (10) | | 2:22.84 (10) | | 2:38.70 (10) |
| 11 | 16.01 | 12 | 16.19 | 13 | 15.95 | 14 | 16.34 | | | | | | | | | | | | |
| | 2:54.71 (10) | | 3:10.90 (10) | | 3:26.85 (10) | | 3:43.19 (10) | | | | | | | | | | | | |

12 Nikki HILTZ

USA 23 Oct 94 **4:06.68**

| | | | | | | | | | | | | | | | | | | | |
|----|--------------|----|--------------|----|--------------|----|--------------|---|--------------|---|--------------|---|--------------|---|--------------|---|--------------|----|--------------|
| 1 | 15.85 | 2 | 16.58 | 3 | 16.33 | 4 | 15.65 | 5 | 15.62 | 6 | 15.74 | 7 | 15.66 | 8 | 16.11 | 9 | 16.38 | 10 | 16.34 |
| | 15.85 (4) | | 32.43 (3) | | 48.76 (9) | | 1:04.41 (9) | | 1:20.03 (11) | | 1:35.77 (12) | | 1:51.43 (12) | | 2:07.54 (12) | | 2:23.92 (12) | | 2:40.26 (12) |
| 11 | 17.37 | 12 | 17.61 | 13 | 17.51 | 14 | 17.28 | | | | | | | | | | | | |
| | 2:57.63 (12) | | 3:15.24 (12) | | 3:32.75 (12) | | 3:50.03 (12) | | | | | | | | | | | | |



RESULT PROGRESSION



1500 Metres Women - Final

| RECORDS | RESULT NAME | COUNTRY | AGE | VENUE | DATE |
|--------------------------------|-------------------------------|-------------------------|-----------------------|-------------------------|-------------|
| World Record WR | 3:50.07 Genzebe DIBABA | ETH | 24 | Monaco (Stade Louis II) | 17 Jul 2015 |
| Championships Record CR | 3:51.95 Sifan HASSAN | NED | 26 | Doha | 5 Oct 2019 |
| World Leading WL | 3:51.95 Sifan HASSAN | NED | 26 | Doha | 5 Oct 2019 |
| Area Record AR | National Record NR | Personal Best PB | Season Best SB | | |

5 October 2019

| RANK | BIB | NAME | COUNTRY | DATE of BIRTH | PHASE | HEAT | PLACE | RESULT | |
|------|-----|--------------------------|---------|---------------|------------|------|-------|------------------|-----------|
| 1 | | Sifan HASSAN | NED | 1 Jan 93 | Final | 1 | 1 | 3:51.95 | CR |
| | | | | | Semi-Final | 1 | 12 | 4:14.69 Q | |
| | | | | | Round 1 | 1 | 1 | 4:03.88 Q | |
| 2 | | Faith KIPYEGON | KEN | 10 Jan 94 | Final | 1 | 2 | 3:54.22 | NR |
| | | | | | Semi-Final | 1 | 15 | 4:14.98 Q | |
| | | | | | Round 1 | 1 | 2 | 4:03.93 Q | |
| 3 | | Gudaf TSEGAY | ETH | 23 Jan 97 | Final | 1 | 3 | 3:54.38 | PB |
| | | | | | Semi-Final | 2 | 4 | 4:01.12 Q | |
| | | | | | Round 1 | 2 | 21 | 4:08.39 Q | |
| 4 | | Shelby HOULIHAN | USA | 8 Feb 93 | Final | 1 | 4 | 3:54.99 | AR |
| | | | | | Semi-Final | 1 | 13 | 4:14.91 Q | |
| | | | | | Round 1 | 2 | 22 | 4:08.51 Q | |
| 5 | | Laura MUIR | GBR | 9 May 93 | Final | 1 | 5 | 3:55.76 | SB |
| | | | | | Semi-Final | 2 | 3 | 4:01.05 Q | |
| | | | | | Round 1 | 3 | 12 | 4:07.37 Q | |
| 6 | | Gabriela DEBUES-STAFFORD | CAN | 13 Sep 95 | Final | 1 | 6 | 3:56.12 | NR |
| | | | | | Semi-Final | 2 | 2 | 4:01.04 Q | |
| | | | | | Round 1 | 3 | 11 | 4:07.28 Q | |
| 7 | | Winnie CHEBET | KEN | 20 Dec 90 | Final | 1 | 7 | 3:58.20 | PB |
| | | | | | Semi-Final | 2 | 5 | 4:01.14 Q | |
| | | | | | Round 1 | 2 | 20 | 4:08.36 Q | |
| 8 | | Jenny SIMPSON | USA | 23 Aug 86 | Final | 1 | 8 | 3:58.42 | SB |
| | | | | | Semi-Final | 2 | 1 | 4:00.99 Q | |
| | | | | | Round 1 | 3 | 10 | 4:07.27 Q | |
| 9 | | Rababe ARAFI | MAR | 12 Jan 91 | Final | 1 | 9 | 3:59.93 | |
| | | | | | Semi-Final | 1 | 14 | 4:14.94 Q | |
| | | | | | Round 1 | 2 | 19 | 4:08.32 Q | |
| 10 | | Ciara MAGEEAN | IRL | 12 Mar 92 | Final | 1 | 10 | 4:00.15 | PB |
| | | | | | Semi-Final | 1 | 16 | 4:15.49 Q | |
| | | | | | Round 1 | 1 | 5 | 4:04.18 Q | |
| 11 | | Winnie NANYONDO | UGA | 23 Aug 93 | Final | 1 | 11 | 4:00.63 | |
| | | | | | Semi-Final | 2 | 6 | 4:01.30 q | |
| | | | | | Round 1 | 1 | 4 | 4:04.04 Q | |
| 12 | | Nikki HILTZ | USA | 23 Oct 94 | Final | 1 | 12 | 4:06.68 | |
| | | | | | Semi-Final | 2 | 7 | 4:01.52 q | PB |
| | | | | | Round 1 | 1 | 3 | 4:04.00 Q | |

RESULT PROGRESSION
1500 Metres Women - Final

2 October 2019

| RANK | BIB | NAME | COUNTRY | DATE of BIRTH | PHASE | HEAT | PLACE | RESULT |
|------|-----|------|---------|---------------|-------|------|-------|--------|
|------|-----|------|---------|---------------|-------|------|-------|--------|

| ALL-TIME TOP LIST | | | | SEASON TOP LIST | | | |
|-------------------|-------------------------|-------------------------|-----------|-----------------|--------------------------------|-------------|--------|
| RESULT | NAME | VENUE | DATE | RESULT | NAME | VENUE | 2019 |
| 3:50.07 | Genzebe DIBABA (ETH) | Monaco (Stade Louis II) | 17 Jul 15 | 3:51.95 | Sifan HASSAN (NED) | Doha | 5 Oct |
| 3:50.46 | Yunxia QU (CHN) | Beijing (NOCAS) | 11 Sep 93 | 3:54.22 | Faith KIPYEGON (KEN) | Doha | 5 Oct |
| 3:50.98 | Jiang BO (CHN) | Shanghai | 18 Oct 97 | 3:54.38 | Gudaf TSEGAY (ETH) | Doha | 5 Oct |
| 3:51.34 | Yinglai LANG (CHN) | Shanghai | 18 Oct 97 | 3:54.99 | Shelby HOULIHAN (USA) | Doha | 5 Oct |
| 3:51.92 | Junxia WANG (CHN) | Beijing (NOCAS) | 11 Sep 93 | 3:55.47 | Genzebe DIBABA (ETH) | Rabat (MAR) | 16 Jun |
| 3:51.95 | Sifan HASSAN (NED) | Doha | 5 Oct 19 | 3:55.76 | Laura MUIR (GBR) | Doha | 5 Oct |
| 3:52.47 | Tatyana KAZANKINA (URS) | Zürich (Letzigrund) | 13 Aug 80 | 3:56.12 | Gabriela DEBUES-STAFFORD (CAN) | Doha | 5 Oct |
| 3:53.91 | Lili YIN (CHN) | Shanghai | 18 Oct 97 | 3:58.20 | Winnie CHEBET (KEN) | Doha | 5 Oct |
| 3:53.96 | Paula IVAN (ROU) | Seoul (Olympic Stadium) | 1 Oct 88 | 3:58.42 | Jenny SIMPSON (USA) | Doha | 5 Oct |
| 3:53.97 | Lixin LAN (CHN) | Shanghai | 18 Oct 97 | 3:58.84 | Rababe ARAFI (MAR) | Rabat (MAR) | 16 Jun |



SUMMARY



1500 Metres Women - Semi-Final

First 5 in each heat (Q) and the next 2 fastest (q) advance to the Final

| RECORDS | RESULT | NAME | COUNTRY | AGE | VENUE | DATE |
|--------------------------------|---------|---------------------------|---------|-------------------------|-------------------------------------|-----------------------|
| World Record WR | 3:50.07 | Genzebe DIBABA | ETH | 24 | Monaco (Stade Louis II) | 17 Jul 2015 |
| Championships Record CR | 3:58.52 | Tatyana TOMASHOVA | RUS | 28 | Paris Saint-Denis (Stade de France) | 31 Aug 2003 |
| World Leading WL | 3:55.30 | Sifan HASSAN | NED | 26 | Monaco (MON) | 12 Jul 2019 |
| Area Record AR | | National Record NR | | Personal Best PB | | Season Best SB |

3 October 2019

| RANK | PLACE | HEAT | BIB | NAME | COUNTRY | DATE of BIRTH | RESULT | |
|------|-------|------|-----|--------------------------|---------|---------------|----------------|-------------|
| 1 | 1 | 2 | | Jenny SIMPSON | USA | 23 Aug 86 | 4:00.99 | Q |
| 2 | 2 | 2 | | Gabriela DEBUES-STAFFORD | CAN | 13 Sep 95 | 4:01.04 | Q |
| 3 | 3 | 2 | | Laura MUIR | GBR | 9 May 93 | 4:01.05 | Q |
| 4 | 4 | 2 | | Gudaf TSEGAY | ETH | 23 Jan 97 | 4:01.12 | Q |
| 5 | 5 | 2 | | Winnie CHEBET | KEN | 20 Dec 90 | 4:01.14 | Q |
| 6 | 6 | 2 | | Winnie NANYONDO | UGA | 23 Aug 93 | 4:01.30 | q |
| 7 | 7 | 2 | | Nikki HILTZ | USA | 23 Oct 94 | 4:01.52 | q PB |
| 8 | 8 | 2 | | Jessica HULL | AUS | 22 Oct 96 | 4:01.80 | PB |
| 9 | 9 | 2 | | Yolanda NGARAMBE | SWE | 14 Sep 91 | 4:03.43 | PB |
| 10 | 10 | 2 | | Linden HALL | AUS | 20 Jun 91 | 4:06.39 | |
| 11 | 11 | 2 | | Marta PÉREZ | ESP | 19 Apr 93 | 4:10.45 | |
| 12 | 1 | 1 | | Sifan HASSAN | NED | 1 Jan 93 | 4:14.69 | Q |
| 13 | 2 | 1 | | Shelby HOULIHAN | USA | 8 Feb 93 | 4:14.91 | Q |
| 14 | 3 | 1 | | Rababe ARAFI | MAR | 12 Jan 91 | 4:14.94 | Q |
| 15 | 4 | 1 | | Faith KIPYEGON | KEN | 10 Jan 94 | 4:14.98 | Q |
| 16 | 5 | 1 | | Ciara MAGEEAN | IRL | 12 Mar 92 | 4:15.49 | Q |
| 17 | 6 | 1 | | Sarah MCDONALD | GBR | 2 Aug 93 | 4:15.73 | |
| 18 | 7 | 1 | | Lemlem HAILU | ETH | 21 May 01 | 4:16.56 | |
| 19 | 8 | 1 | | Esther GUERRERO | ESP | 7 Feb 90 | 4:16.66 | |
| 20 | 12 | 2 | | Malika AKKAOUI | MAR | 25 Dec 87 | 4:16.83 | |
| 21 | 9 | 1 | | Darya BARYSEVICH | BLR | 6 Apr 90 | 4:17.04 | |
| 22 | 10 | 1 | | Georgia GRIFFITH | AUS | 5 Dec 96 | 4:17.15 | |
| 23 | 11 | 1 | | Kristiina MÄKI | CZE | 22 Sep 91 | 4:17.65 | |
| 24 | 12 | 1 | | Claudia Mihaela BOBOCEA | ROU | 11 Jun 92 | 4:18.25 | |

| ALL-TIME TOP LIST | | | | SEASON TOP LIST | | | |
|-------------------|-------------------------|-------------------------|-----------|-----------------|--------------------------------|---------------------|--------|
| RESULT | NAME | VENUE | DATE | RESULT | NAME | VENUE | 2019 |
| 3:50.07 | Genzebe DIBABA (ETH) | Monaco (Stade Louis II) | 17 Jul 15 | 3:55.30 | Sifan HASSAN (NED) | Monaco (MON) | 12 Jul |
| 3:50.46 | Yunxia QU (CHN) | Beijing (NOCAS) | 11 Sep 93 | 3:55.47 | Genzebe DIBABA (ETH) | Rabat (MAR) | 16 Jun |
| 3:50.98 | Jiang BO (CHN) | Shanghai | 18 Oct 97 | 3:56.73 | Laura MUIR (GBR) | Roma (ITA) | 6 Jun |
| 3:51.34 | Yinglai LANG (CHN) | Shanghai | 18 Oct 97 | 3:57.40 | Gudaf TSEGAY (ETH) | Rabat (MAR) | 16 Jun |
| 3:51.92 | Junxia WANG (CHN) | Beijing (NOCAS) | 11 Sep 93 | 3:58.84 | Rababe ARAFI (MAR) | Rabat (MAR) | 16 Jun |
| 3:52.47 | Tatyana KAZANKINA (URS) | Zürich (Letzigrund) | 13 Aug 80 | 3:59.02 | Axumawit EMBAYE (ETH) | Rabat (MAR) | 16 Jun |
| 3:53.91 | Lili YIN (CHN) | Shanghai | 18 Oct 97 | 3:59.02 | Konstanze KLOSTERHALFEN (GER) | Zürich (SUI) | 29 Aug |
| 3:53.96 | Paula IVAN (ROU) | Seoul (Olympic Stadium) | 1 Oct 88 | 3:59.04 | Faith KIPYEGON (KEN) | Palo Alto, CA (USA) | 30 Jun |
| 3:53.97 | Lixin LAN (CHN) | Shanghai | 18 Oct 97 | 3:59.56 | Winnie NANYONDO (UGA) | Rabat (MAR) | 16 Jun |
| 3:54.23 | Olqa DVIRNA (URS) | Kyiv | 27 Jul 82 | 3:59.59 | Gabriela DEBUES-STAFFORD (CAN) | Zürich (SUI) | 29 Aug |

RACE ANALYSIS



1500 Metres Women - Semi-Final

First 5 in each heat (Q) and the next 2 fastest (q) advance to the Final

Heat 2 **2**

3 October 2019 23:12 START TIME **26° C** **61 %**
TEMPERATURE HUMIDITY

| | | | | | | | | | | | | | | | | | | | |
|----|--------|----|--------|----|--------|----|--------|---|-------|---|-------|---|-------|---|-------|---|-------|----|--------|
| 1 | 100 m | 2 | 200 m | 3 | 300 m | 4 | 400 m | 5 | 500 m | 6 | 600 m | 7 | 700 m | 8 | 800 m | 9 | 900 m | 10 | 1000 m |
| 11 | 1100 m | 12 | 1200 m | 13 | 1300 m | 14 | 1400 m | | | | | | | | | | | | |

| | | | | | | | | | | | | | | | | | | | |
|------------------------|-------------|----|-------------|----|-------------|----|-------------|---|-------------|---|-------------|---|-------------|-----|-------------|-----------|----------------|----|-------------|
| 1 Jenny SIMPSON | | | | | | | | | | | | | | USA | | 23 Aug 86 | 4:00.99 | | |
| 1 | 15.13 | 2 | 15.71 | 3 | 16.80 | 4 | 16.88 | 5 | 16.90 | 6 | 16.97 | 7 | 16.75 | 8 | 16.40 | 9 | 16.14 | 10 | 16.13 |
| | 15.13 (5) | | 30.84 (4) | | 47.64 (3) | | 1:04.52 (3) | | 1:21.42 (3) | | 1:38.39 (3) | | 1:55.14 (5) | | 2:11.54 (5) | | 2:27.68 (5) | | 2:43.81 (5) |
| 11 | 15.82 | 12 | 15.79 | 13 | 15.43 | 14 | 15.37 | | | | | | | | | | | | |
| | 2:59.63 (5) | | 3:15.42 (5) | | 3:30.85 (6) | | 3:46.22 (5) | | | | | | | | | | | | |

| | | | | | | | | | | | | | | | | | | | |
|-----------------------------------|-------------|----|-------------|----|-------------|----|--------------|---|-------------|---|-------------|---|-------------|-----|-------------|-----------|----------------|----|-------------|
| 2 Gabriela DEBUES-STAFFORD | | | | | | | | | | | | | | CAN | | 13 Sep 95 | 4:01.04 | | |
| 1 | 15.41 | 2 | 15.93 | 3 | 16.83 | 4 | 17.00 | 5 | 16.81 | 6 | 17.00 | 7 | 16.39 | 8 | 16.60 | 9 | 15.97 | 10 | 16.21 |
| | 15.41 (9) | | 31.34 (8) | | 48.17 (10) | | 1:05.17 (10) | | 1:21.98 (9) | | 1:38.98 (8) | | 1:55.37 (8) | | 2:11.97 (8) | | 2:27.94 (8) | | 2:44.15 (8) |
| 11 | 15.76 | 12 | 15.90 | 13 | 14.83 | 14 | 15.42 | | | | | | | | | | | | |
| | 2:59.91 (8) | | 3:15.81 (8) | | 3:30.64 (4) | | 3:46.06 (3) | | | | | | | | | | | | |

| | | | | | | | | | | | | | | | | | | | |
|---------------------|-------------|----|-------------|----|-------------|----|--------------|---|--------------|---|--------------|---|-------------|-----|-------------|----------|----------------|----|-------------|
| 3 Laura MUIR | | | | | | | | | | | | | | GBR | | 9 May 93 | 4:01.05 | | |
| 1 | 15.87 | 2 | 15.93 | 3 | 16.74 | 4 | 17.06 | 5 | 16.83 | 6 | 17.03 | 7 | 15.54 | 8 | 16.48 | 9 | 15.82 | 10 | 16.09 |
| | 15.87 (12) | | 31.80 (12) | | 48.54 (12) | | 1:05.60 (12) | | 1:22.43 (12) | | 1:39.46 (12) | | 1:55.00 (4) | | 2:11.48 (4) | | 2:27.30 (2) | | 2:43.39 (2) |
| 11 | 15.85 | 12 | 15.83 | 13 | 15.41 | 14 | 15.50 | | | | | | | | | | | | |
| | 2:59.24 (2) | | 3:15.07 (2) | | 3:30.48 (2) | | 3:45.98 (2) | | | | | | | | | | | | |

| | | | | | | | | | | | | | | | | | | | |
|-----------------------|--------------------|----|--------------------|----|--------------------|----|--------------------|---|--------------------|---|--------------------|---|--------------------|-----|--------------------|-----------|--------------------|----|--------------------|
| 4 Gudaf TSEGAY | | | | | | | | | | | | | | ETH | | 23 Jan 97 | 4:01.12 | | |
| 1 | 15.00 | 2 | 15.63 | 3 | 16.81 | 4 | 16.35 | 5 | 16.23 | 6 | 16.60 | 7 | 16.83 | 8 | 16.86 | 9 | 16.79 | 10 | 16.15 |
| | 15.00 (3) | | 30.63 (2) | | 47.44 (1) | | 1:03.79 (1) | | 1:20.02 (1) | | 1:36.62 (1) | | 1:53.45 (1) | | 2:10.31 (1) | | 2:27.10 (1) | | 2:43.25 (1) |
| 11 | 15.97 | 12 | 15.84 | 13 | 15.41 | 14 | 15.51 | | | | | | | | | | | | |
| | 2:59.22 (1) | | 3:15.06 (1) | | 3:30.47 (1) | | 3:45.98 (1) | | | | | | | | | | | | |

| | | | | | | | | | | | | | | | | | | | |
|-----------------------|-------------|----|-------------|----|-------------|----|-------------|---|-------------|---|-------------|---|-------------|-----|-------------|-----------|----------------|----|-------------|
| 5 Winny CHEBET | | | | | | | | | | | | | | KEN | | 20 Dec 90 | 4:01.14 | | |
| 1 | 14.95 | 2 | 15.80 | 3 | 16.98 | 4 | 17.02 | 5 | 16.92 | 6 | 16.78 | 7 | 16.51 | 8 | 16.38 | 9 | 16.09 | 10 | 16.07 |
| | 14.95 (2) | | 30.75 (3) | | 47.73 (4) | | 1:04.75 (5) | | 1:21.67 (5) | | 1:38.45 (4) | | 1:54.96 (3) | | 2:11.34 (2) | | 2:27.43 (3) | | 2:43.50 (3) |
| 11 | 15.89 | 12 | 15.83 | 13 | 15.40 | 14 | 15.46 | | | | | | | | | | | | |
| | 2:59.39 (3) | | 3:15.22 (3) | | 3:30.62 (3) | | 3:46.08 (4) | | | | | | | | | | | | |

| | | | | | | | | | | | | | | | | | | | |
|--------------------------|------------------|----|------------------|----|-------------|----|-------------|---|-------------|---|-------------|---|-------------|-----|-------------|-----------|----------------|----|-------------|
| 6 Winnie NANYONDO | | | | | | | | | | | | | | UGA | | 23 Aug 93 | 4:01.30 | | |
| 1 | 14.70 | 2 | 15.79 | 3 | 16.98 | 4 | 16.70 | 5 | 16.51 | 6 | 16.61 | 7 | 17.04 | 8 | 17.10 | 9 | 16.26 | 10 | 16.21 |
| | 14.70 (1) | | 30.49 (1) | | 47.47 (2) | | 1:04.17 (2) | | 1:20.68 (2) | | 1:37.29 (2) | | 1:54.33 (2) | | 2:11.43 (3) | | 2:27.69 (6) | | 2:43.90 (6) |
| 11 | 15.75 | 12 | 15.97 | 13 | 15.36 | 14 | 15.42 | | | | | | | | | | | | |
| | 2:59.65 (6) | | 3:15.62 (6) | | 3:30.98 (7) | | 3:46.40 (8) | | | | | | | | | | | | |

| | | | | | | | | | | | | | | | | | | | |
|----------------------|-------------|----|-------------|----|-------------|----|-------------|---|-------------|---|-------------|---|-------------|-----|-------------|-----------|----------------|----|-------------|
| 7 Nikki HILTZ | | | | | | | | | | | | | | USA | | 23 Oct 94 | 4:01.52 | PB | |
| 1 | 15.27 | 2 | 15.83 | 3 | 16.77 | 4 | 17.09 | 5 | 16.89 | 6 | 16.91 | 7 | 16.57 | 8 | 16.43 | 9 | 16.12 | 10 | 16.13 |
| | 15.27 (7) | | 31.10 (7) | | 47.87 (6) | | 1:04.96 (7) | | 1:21.85 (7) | | 1:38.76 (6) | | 1:55.33 (7) | | 2:11.76 (7) | | 2:27.88 (7) | | 2:44.01 (7) |
| 11 | 15.76 | 12 | 15.90 | 13 | 15.39 | 14 | 15.33 | | | | | | | | | | | | |
| | 2:59.77 (7) | | 3:15.67 (7) | | 3:31.06 (8) | | 3:46.39 (7) | | | | | | | | | | | | |

| | | | | | | | | | | | | | | | | | | | |
|-----------------------|-------------|----|-------------|----|-------------|----|-------------|---|-------------|---|-------------|---|-------------|-----|-------------|-----------|----------------|----|-------------|
| 8 Jessica HULL | | | | | | | | | | | | | | AUS | | 22 Oct 96 | 4:01.80 | PB | |
| 1 | 15.11 | 2 | 15.85 | 3 | 16.88 | 4 | 16.84 | 5 | 16.90 | 6 | 16.94 | 7 | 16.63 | 8 | 16.45 | 9 | 15.89 | 10 | 16.11 |
| | 15.11 (4) | | 30.96 (5) | | 47.84 (5) | | 1:04.68 (4) | | 1:21.58 (4) | | 1:38.52 (5) | | 1:55.15 (6) | | 2:11.60 (6) | | 2:27.49 (4) | | 2:43.60 (4) |
| 11 | 15.85 | 12 | 15.79 | 13 | 15.40 | 14 | 15.59 | | | | | | | | | | | | |
| | 2:59.45 (4) | | 3:15.24 (4) | | 3:30.64 (5) | | 3:46.23 (6) | | | | | | | | | | | | |

| | | | | | | | | | | | | | | | | | | | |
|---------------------------|-------------|----|-------------|----|-------------|----|-------------|---|--------------|---|--------------|---|--------------|-----|--------------|-----------|----------------|----|-------------|
| 9 Yolanda NGARAMBE | | | | | | | | | | | | | | SWE | | 14 Sep 91 | 4:03.43 | PB | |
| 1 | 15.19 | 2 | 15.90 | 3 | 16.93 | 4 | 17.09 | 5 | 16.98 | 6 | 17.13 | 7 | 16.41 | 8 | 16.51 | 9 | 15.94 | 10 | 16.19 |
| | 15.19 (6) | | 31.09 (6) | | 48.02 (8) | | 1:05.11 (9) | | 1:22.09 (10) | | 1:39.22 (11) | | 1:55.63 (11) | | 2:12.14 (10) | | 2:28.08 (9) | | 2:44.27 (9) |
| 11 | 15.83 | 12 | 15.91 | 13 | 15.56 | 14 | 15.68 | | | | | | | | | | | | |
| | 3:00.10 (9) | | 3:16.01 (9) | | 3:31.57 (9) | | 3:47.25 (9) | | | | | | | | | | | | |

| | | | | | | | | | | | | | | | | | | | |
|-----------------------|--------------|----|--------------|----|--------------|----|--------------|---|-------------|---|-------------|---|-------------|-----|-------------|-----------|----------------|----|--------------|
| 10 Linden HALL | | | | | | | | | | | | | | AUS | | 20 Jun 91 | 4:06.39 | | |
| 1 | 15.49 | 2 | 16.01 | 3 | 16.41 | 4 | 16.93 | 5 | 16.88 | 6 | 17.06 | 7 | 16.70 | 8 | 16.49 | 9 | 16.31 | 10 | 16.44 |
| | 15.49 (10) | | 31.50 (10) | | 47.91 (7) | | 1:04.84 (6) | | 1:21.72 (6) | | 1:38.78 (7) | | 1:55.48 (9) | | 2:11.97 (9) | | 2:28.28 (11) | | 2:44.72 (11) |
| 11 | 16.44 | 12 | 16.52 | 13 | 16.33 | 14 | 16.33 | | | | | | | | | | | | |
| | 3:01.16 (11) | | 3:17.68 (11) | | 3:34.01 (10) | | 3:50.34 (10) | | | | | | | | | | | | |



RACE ANALYSIS
1500 Metres Women - Semi-Final

11 Marta PÉREZ ESP 19 Apr 93 **4:10.45**

| | | | | | | | | | | | | | | | | | | | |
|----|--------------|----|--------------|----|--------------|----|--------------|---|-------------|---|-------------|---|--------------|---|--------------|---|--------------|----|--------------|
| 1 | 15.38 | 2 | 16.00 | 3 | 16.75 | 4 | 16.96 | 5 | 16.88 | 6 | 17.05 | 7 | 16.73 | 8 | 16.64 | 9 | 15.89 | 10 | 16.26 |
| | 15.38 (8) | | 31.38 (9) | | 48.13 (9) | | 1:05.09 (8) | | 1:21.97 (8) | | 1:39.02 (9) | | 1:55.75 (12) | | 2:12.39 (12) | | 2:28.28 (10) | | 2:44.54 (10) |
| 11 | 16.16 | 12 | 16.64 | 13 | 17.19 | 14 | 17.75 | | | | | | | | | | | | |
| | 3:00.70 (10) | | 3:17.34 (10) | | 3:34.53 (11) | | 3:52.28 (11) | | | | | | | | | | | | |

12 Malika AKKAoui MAR 25 Dec 87 **4:16.83**

| | | | | | | | | | | | | | | | | | | | |
|----|--------------|----|--------------|----|--------------|----|--------------|---|--------------|---|--------------|---|--------------|---|--------------|---|--------------|----|--------------|
| 1 | 15.60 | 2 | 15.97 | 3 | 16.77 | 4 | 17.01 | 5 | 16.84 | 6 | 16.99 | 7 | 16.44 | 8 | 16.63 | 9 | 16.25 | 10 | 16.50 |
| | 15.60 (11) | | 31.57 (11) | | 48.34 (11) | | 1:05.35 (11) | | 1:22.19 (11) | | 1:39.18 (10) | | 1:55.62 (10) | | 2:12.25 (11) | | 2:28.50 (12) | | 2:45.00 (12) |
| 11 | 16.83 | 12 | 17.82 | 13 | 18.30 | 14 | 18.95 | | | | | | | | | | | | |
| | 3:01.83 (12) | | 3:19.65 (12) | | 3:37.95 (12) | | 3:56.90 (12) | | | | | | | | | | | | |



RESULTS



1500 Metres Women - Semi-Final

First 5 in each heat (Q) and the next 2 fastest (q) advance to the Final

| RECORDS | RESULT NAME | COUNTRY | AGE | VENUE | DATE |
|--------------------------------|----------------------------------|-------------------------|-----------------------|-------------------------------------|-------------|
| World Record WR | 3:50.07 Genzebe DIBABA | ETH | 24 | Monaco (Stade Louis II) | 17 Jul 2015 |
| Championships Record CR | 3:58.52 Tatyana TOMASHOVA | RUS | 28 | Paris Saint-Denis (Stade de France) | 31 Aug 2003 |
| World Leading WL | 3:55.30 Sifan HASSAN | NED | 26 | Monaco (MON) | 12 Jul 2019 |
| Area Record AR | National Record NR | Personal Best PB | Season Best SB | | |

Heat 1

2

3 October 2019 22:57 START TIME

26° C TEMPERATURE 61% HUMIDITY

| PLACE | NAME | COUNTRY | DATE OF BIRTH | ORDER | RESULT | |
|-------|-------------------------|---------|---------------|-------|----------------|----------|
| 1 | Sifan HASSAN | NED | 1 Jan 93 | 3 | 4:14.69 | Q |
| 2 | Shelby HOULIHAN | USA | 8 Feb 93 | 8 | 4:14.91 | Q |
| 3 | Rababe ARAFI | MAR | 12 Jan 91 | 9 | 4:14.94 | Q |
| 4 | Faith KIPYEGON | KEN | 10 Jan 94 | 4 | 4:14.98 | Q |
| 5 | Ciara MAGEEAN | IRL | 12 Mar 92 | 6 | 4:15.49 | Q |
| 6 | Sarah MCDONALD | GBR | 2 Aug 93 | 5 | 4:15.73 | |
| 7 | Lemlem HAILU | ETH | 21 May 01 | 12 | 4:16.56 | |
| 8 | Esther GUERRERO | ESP | 7 Feb 90 | 1 | 4:16.66 | |
| 9 | Darya BARYSEVICH | BLR | 6 Apr 90 | 2 | 4:17.04 | |
| 10 | Georgia GRIFFITH | AUS | 5 Dec 96 | 11 | 4:17.15 | |
| 11 | Kristiina MÄKI | CZE | 22 Sep 91 | 7 | 4:17.65 | |
| 12 | Claudia Mihaela BOBOCEA | ROU | 11 Jun 92 | 10 | 4:18.25 | |

INTERMEDIATE TIMES

| | | | |
|--------|-------------------------------|--------|------------------------|
| 100 m | 16.90 Claudia Mihaela BOBOCEA | 200 m | 36.15 Sarah MCDONALD |
| 300 m | 55.25 Sarah MCDONALD | 400 m | 1:14.35 Sarah MCDONALD |
| 500 m | 1:33.16 Ciara MAGEEAN | 600 m | 1:51.88 Sarah MCDONALD |
| 700 m | 2:10.34 Sarah MCDONALD | 800 m | 2:28.25 Sarah MCDONALD |
| 900 m | 2:44.58 Faith KIPYEGON | 1000 m | 3:00.93 Sarah MCDONALD |
| 1100 m | 3:16.83 Sarah MCDONALD | 1200 m | 3:32.06 Sarah MCDONALD |
| 1300 m | 3:46.19 Sarah MCDONALD | 1400 m | 4:00.49 Sarah MCDONALD |

Heat 2

2

3 October 2019 23:12 START TIME

26° C TEMPERATURE 61% HUMIDITY

| PLACE | NAME | COUNTRY | DATE OF BIRTH | ORDER | RESULT | |
|-------|--------------------------|---------|---------------|-------|----------------|--------------------|
| 1 | Jenny SIMPSON | USA | 23 Aug 86 | 11 | 4:00.99 | Q |
| 2 | Gabriela DEBUES-STAFFORD | CAN | 13 Sep 95 | 1 | 4:01.04 | Q |
| 3 | Laura MUIR | GBR | 9 May 93 | 12 | 4:01.05 | Q |
| 4 | Gudaf TSEGAY | ETH | 23 Jan 97 | 8 | 4:01.12 | Q |
| 5 | Winnie CHEBET | KEN | 20 Dec 90 | 6 | 4:01.14 | Q |
| 6 | Winnie NANYONDO | UGA | 23 Aug 93 | 10 | 4:01.30 | q |
| 7 | Nikki HILTZ | USA | 23 Oct 94 | 3 | 4:01.52 | q PB |
| 8 | Jessica HULL | AUS | 22 Oct 96 | 5 | 4:01.80 | PB |
| 9 | Yolanda NGARAMBE | SWE | 14 Sep 91 | 2 | 4:03.43 | PB |
| 10 | Linden HALL | AUS | 20 Jun 91 | 7 | 4:06.39 | |
| 11 | Marta PÉREZ | ESP | 19 Apr 93 | 9 | 4:10.45 | |
| 12 | Malika AKKAOUI | MAR | 25 Dec 87 | 4 | 4:16.83 | |

INTERMEDIATE TIMES

| | | | |
|--------|-----------------------|--------|-----------------------|
| 100 m | 14.70 Winnie NANYONDO | 200 m | 30.49 Winnie NANYONDO |
| 300 m | 47.44 Gudaf TSEGAY | 400 m | 1:03.79 Gudaf TSEGAY |
| 500 m | 1:20.02 Gudaf TSEGAY | 600 m | 1:36.62 Gudaf TSEGAY |
| 700 m | 1:53.45 Gudaf TSEGAY | 800 m | 2:10.31 Gudaf TSEGAY |
| 900 m | 2:27.10 Gudaf TSEGAY | 1000 m | 2:43.25 Gudaf TSEGAY |
| 1100 m | 2:59.22 Gudaf TSEGAY | 1200 m | 3:15.06 Gudaf TSEGAY |
| 1300 m | 3:30.47 Gudaf TSEGAY | 1400 m | 3:45.98 Gudaf TSEGAY |

RESULTS
1500 Metres Women - Semi-Final

| ALL-TIME TOP LIST | | | | SEASON TOP LIST | | | |
|-------------------|-------------------------|-------------------------|-----------|-----------------|--------------------------------|---------------------|--------|
| RESULT | NAME | VENUE | DATE | RESULT | NAME | VENUE | 2019 |
| 3:50.07 | Genzebe DIBABA (ETH) | Monaco (Stade Louis II) | 17 Jul 15 | 3:55.30 | Sifan HASSAN (NED) | Monaco (MON) | 12 Jul |
| 3:50.46 | Yunxia QU (CHN) | Beijing (NOCAS) | 11 Sep 93 | 3:55.47 | Genzebe DIBABA (ETH) | Rabat (MAR) | 16 Jun |
| 3:50.98 | Jiang BO (CHN) | Shanghai | 18 Oct 97 | 3:56.73 | Laura MUIR (GBR) | Roma (ITA) | 6 Jun |
| 3:51.34 | Yinglai LANG (CHN) | Shanghai | 18 Oct 97 | 3:57.40 | Gudaf TSEGAY (ETH) | Rabat (MAR) | 16 Jun |
| 3:51.92 | Junxia WANG (CHN) | Beijing (NOCAS) | 11 Sep 93 | 3:58.84 | Rababe ARAFI (MAR) | Rabat (MAR) | 16 Jun |
| 3:52.47 | Tatyana KAZANKINA (URS) | Zürich (Letzigrund) | 13 Aug 80 | 3:59.02 | Axumawit EMBAYE (ETH) | Rabat (MAR) | 16 Jun |
| 3:53.91 | Lili YIN (CHN) | Shanghai | 18 Oct 97 | 3:59.02 | Konstanze KLOSTERHALFEN (GER) | Zürich (SUI) | 29 Aug |
| 3:53.96 | Paula IVAN (ROU) | Seoul (Olympic Stadium) | 1 Oct 88 | 3:59.04 | Faith KIPYEGON (KEN) | Palo Alto, CA (USA) | 30 Jun |
| 3:53.97 | Lixin LAN (CHN) | Shanghai | 18 Oct 97 | 3:59.56 | Winnie NANYONDO (UGA) | Rabat (MAR) | 16 Jun |
| 3:54.23 | Olga DVIRNA (URS) | Kyiv | 27 Jul 82 | 3:59.59 | Gabriela DEBUES-STAFFORD (CAN) | Zürich (SUI) | 29 Aug |

SUMMARY



1500 Metres Women - Round 1

First 6 in each heat (Q) and the next 6 fastest (q) advance to the Semi-Finals

| RECORDS | RESULT | NAME | COUNTRY | AGE | VENUE | DATE |
|--------------------------------|---------|---------------------------|---------|-------------------------|-------------------------------------|-----------------------|
| World Record WR | 3:50.07 | Genzebe DIBABA | ETH | 24 | Monaco (Stade Louis II) | 17 Jul 2015 |
| Championships Record CR | 3:58.52 | Tatyana TOMASHOVA | RUS | 28 | Paris Saint-Denis (Stade de France) | 31 Aug 2003 |
| World Leading WL | 3:55.30 | Sifan HASSAN | NED | 26 | Monaco (MON) | 12 Jul 2019 |
| Area Record AR | | National Record NR | | Personal Best PB | | Season Best SB |

2 October 2019


| RANK | PLACE | HEAT | BIB | NAME | COUNTRY | DATE of BIRTH | RESULT | |
|------|-------|------|-----|------------------------------|---------|---------------|----------------|-------------|
| 1 | 1 | 1 | | Sifan HASSAN | NED | 1 Jan 93 | 4:03.88 | Q |
| 2 | 2 | 1 | | Faith KIPYEGON | KEN | 10 Jan 94 | 4:03.93 | Q |
| 3 | 3 | 1 | | Nikki HILTZ | USA | 23 Oct 94 | 4:04.00 | Q |
| 4 | 4 | 1 | | Winnie NANYONDO | UGA | 23 Aug 93 | 4:04.04 | Q |
| 5 | 5 | 1 | | Ciara MAGEEAN | IRL | 12 Mar 92 | 4:04.18 | Q |
| 6 | 6 | 1 | | Sarah MCDONALD | GBR | 2 Aug 93 | 4:04.42 | Q |
| 7 | 7 | 1 | | Lemlem HAILU | ETH | 21 May 01 | 4:05.61 | q |
| 8 | 8 | 1 | | Kristiina MÄKI | CZE | 22 Sep 91 | 4:06.61 | q PB |
| 9 | 9 | 1 | | Esther GUERRERO | ESP | 7 Feb 90 | 4:06.99 | q |
| 10 | 1 | 3 | | Jenny SIMPSON | USA | 23 Aug 86 | 4:07.27 | Q |
| 11 | 2 | 3 | | Gabriela DEBUES-STAFFORD | CAN | 13 Sep 95 | 4:07.28 | Q |
| 12 | 3 | 3 | | Laura MUIR | GBR | 9 May 93 | 4:07.37 | Q |
| 13 | 4 | 3 | | Marta PÉREZ | ESP | 19 Apr 93 | 4:07.48 | Q |
| 14 | 10 | 1 | | Georgia GRIFFITH | AUS | 5 Dec 96 | 4:07.73 | q |
| 15 | 5 | 3 | | Claudia Mihaela BOBOCEA | ROU | 11 Jun 92 | 4:07.76 | Q |
| 16 | 6 | 3 | | Malika AKKAOUI | MAR | 25 Dec 87 | 4:08.05 | Q |
| 17 | 7 | 3 | | Linden HALL | AUS | 20 Jun 91 | 4:08.12 | q |
| 18 | 8 | 3 | | Darya BARYSEVICH | BLR | 6 Apr 90 | 4:08.19 | q |
| 19 | 1 | 2 | | Rababe ARAFI | MAR | 12 Jan 91 | 4:08.32 | Q |
| 20 | 2 | 2 | | Winnie CHEBET | KEN | 20 Dec 90 | 4:08.36 | Q |
| 21 | 3 | 2 | | Gudaf TSEGAY | ETH | 23 Jan 97 | 4:08.39 | Q |
| 22 | 4 | 2 | | Shelby HOULIHAN | USA | 8 Feb 93 | 4:08.51 | Q |
| 23 | 9 | 3 | | Axumawit EMBAYE | ETH | 18 Oct 94 | 4:08.56 | |
| 24 | 5 | 2 | | Jessica HULL | AUS | 22 Oct 96 | 4:08.71 | Q |
| 25 | 11 | 1 | | Sara KUIVISTO | FIN | 18 Aug 91 | 4:08.85 | PB |
| 26 | 10 | 3 | | Esther CHEBET | UGA | 10 Sep 97 | 4:08.89 | |
| 27 | 6 | 2 | | Yolanda NGARAMBE | SWE | 14 Sep 91 | 4:09.22 | Q |
| 28 | 11 | 3 | | María Pía FERNÁNDEZ | URU | 1 Apr 95 | 4:09.45 | NR |
| 29 | 7 | 2 | | Aisha PRAUGHT-LEER | JAM | 14 Dec 89 | 4:09.81 | |
| 30 | 8 | 2 | | Palakeezh UNNIKISHNAN CHITRA | IND | 9 Jun 95 | 4:11.10 | PB |
| 31 | 9 | 2 | | Caterina GRANZ | GER | 14 Mar 94 | 4:12.36 | |
| 32 | 10 | 2 | | Jemma REEKIE | GBR | 6 Mar 98 | 4:12.51 | |
| 33 | 11 | 2 | | Maruša MIŠMAŠ | SLO | 24 Oct 94 | 4:14.94 | |
| 34 | 12 | 2 | | Carla MENDES | CPV | 9 Nov 94 | 4:23.56 | |
| 35 | 12 | 3 | | Neide DIAS | ANG | 11 Aug 87 | 4:28.27 | |

SUMMARY
1500 Metres Women - Round 1

2 October 2019

| RANK | PLACE | HEAT | BIB | NAME | COUNTRY | DATE of BIRTH | RESULT |
|---------|--------------------------------|-------------------------|-----------|--------------------------|---------|---------------|--------|
| | | | | ALL-TIME TOP LIST | | | |
| RESULT | NAME | VENUE | DATE | | | | |
| 3:50.07 | Genzebe DIBABA (ETH) | Monaco (Stade Louis II) | 17 Jul 15 | | | | |
| 3:50.46 | Yunxia QU (CHN) | Beijing (NOCAS) | 11 Sep 93 | | | | |
| 3:50.98 | Jiang BO (CHN) | Shanghai | 18 Oct 97 | | | | |
| 3:51.34 | Yinqlai LANG (CHN) | Shanghai | 18 Oct 97 | | | | |
| 3:51.92 | Junxia WANG (CHN) | Beijing (NOCAS) | 11 Sep 93 | | | | |
| 3:52.47 | Tatyana KAZANKINA (URS) | Zürich (Letzigrund) | 13 Aug 80 | | | | |
| 3:53.91 | Lili YIN (CHN) | Shanghai | 18 Oct 97 | | | | |
| 3:53.96 | Paula IVAN (ROU) | Seoul (Olympic Stadium) | 1 Oct 88 | | | | |
| 3:53.97 | Lixin LAN (CHN) | Shanghai | 18 Oct 97 | | | | |
| 3:54.23 | Olqa DVIRNA (URS) | Kyiv | 27 Jul 82 | | | | |
| | | | | SEASON TOP LIST | | | |
| RESULT | NAME | VENUE | 2019 | | | | |
| 3:55.30 | Sifan HASSAN (NED) | Monaco (MON) | 12 Jul | | | | |
| 3:55.47 | Genzebe DIBABA (ETH) | Rabat (MAR) | 16 Jun | | | | |
| 3:56.73 | Laura MUIR (GBR) | Roma (ITA) | 6 Jun | | | | |
| 3:57.40 | Gudaf TSEGAY (ETH) | Rabat (MAR) | 16 Jun | | | | |
| 3:58.84 | Rababe ARAFI (MAR) | Rabat (MAR) | 16 Jun | | | | |
| 3:59.02 | Axumawit EMBAYE (ETH) | Rabat (MAR) | 16 Jun | | | | |
| 3:59.02 | Konstanze KLOSTERHALFEN (GER) | Zürich (SUI) | 29 Aug | | | | |
| 3:59.04 | Faith KIPYEGON (KEN) | Palo Alto, CA (USA) | 30 Jun | | | | |
| 3:59.56 | Winnie NANYONDO (UGA) | Rabat (MAR) | 16 Jun | | | | |
| 3:59.59 | Gabriela DEBUES-STAFFORD (CAN) | Zürich (SUI) | 29 Aug | | | | |

RACE ANALYSIS



1500 Metres Women - Round 1

First 6 in each heat (Q) and the next 6 fastest (q) advance to the Semi-Finals

SPLIT TIMES UPDATED

Heat 1

3

2 October 2019 17:35 START TIME

26° C TEMPERATURE 59% HUMIDITY

| | | | | | | | | | | | | | | | | | | | |
|----|--------|----|--------|----|--------|----|--------|---|-------|---|-------|---|-------|---|-------|---|-------|----|--------|
| 1 | 100 m | 2 | 200 m | 3 | 300 m | 4 | 400 m | 5 | 500 m | 6 | 600 m | 7 | 700 m | 8 | 800 m | 9 | 900 m | 10 | 1000 m |
| 11 | 1100 m | 12 | 1200 m | 13 | 1300 m | 14 | 1400 m | | | | | | | | | | | | |

| | | | | | | | | | | | | | | | | | | | |
|-----------------------|-------------|----|-------------|----|-------------|----|--------------------|---|--------------|---|--------------|---|--------------|-----|--------------|----------|--------------|----------------|--------------|
| 1 Sifan HASSAN | | | | | | | | | | | | | | NED | | 1 Jan 93 | | 4:03.88 | |
| 1 | 16.75 | 2 | 16.71 | 3 | 17.28 | 4 | 17.19 | 5 | 16.69 | 6 | 16.93 | 7 | 16.71 | 8 | 16.64 | 9 | 15.83 | 10 | 16.31 |
| | 16.75 (11) | | 33.46 (11) | | 50.74 (11) | | 1:07.93 (11) | | 1:24.62 (11) | | 1:41.55 (11) | | 1:58.26 (11) | | 2:14.90 (11) | | 2:30.73 (10) | | 2:47.04 (10) |
| 11 | 15.79 | 12 | 15.93 | 13 | 14.88 | 14 | 15.18 | | | | | | | | | | | | |
| | 3:02.83 (9) | | 3:18.76 (8) | | 3:33.64 (2) | | 3:48.82 (1) | | | | | | | | | | | | |

| | | | | | | | | | | | | | | | | | | | |
|-------------------------|-------------|----|-------------|----|--------------------|----|-------------|---|-------------|---|-------------|---|-------------|-----|-------------|-----------|-------------|----------------|-------------|
| 2 Faith KIPYEGON | | | | | | | | | | | | | | KEN | | 10 Jan 94 | | 4:03.93 | |
| 1 | 16.03 | 2 | 17.02 | 3 | 17.17 | 4 | 17.13 | 5 | 16.72 | 6 | 16.91 | 7 | 16.66 | 8 | 16.44 | 9 | 16.26 | 10 | 16.25 |
| | 16.03 (6) | | 33.05 (6) | | 50.22 (6) | | 1:07.35 (5) | | 1:24.07 (5) | | 1:40.98 (6) | | 1:57.64 (7) | | 2:14.08 (6) | | 2:30.34 (7) | | 2:46.59 (6) |
| 11 | 15.82 | 12 | 15.93 | 13 | 15.29 | 14 | 15.22 | | | | | | | | | | | | |
| | 3:02.41 (4) | | 3:18.34 (3) | | 3:33.63 (1) | | 3:48.85 (2) | | | | | | | | | | | | |

| | | | | | | | | | | | | | | | | | | | |
|----------------------|-------------|----|-------------|----|-------------|----|-------------|---|-------------|---|-------------|---|-------------|-----|-------------|-----------|-------------|----------------|-------------|
| 3 Nikki HILTZ | | | | | | | | | | | | | | USA | | 23 Oct 94 | | 4:04.00 | |
| 1 | 16.02 | 2 | 17.05 | 3 | 17.27 | 4 | 17.18 | 5 | 16.70 | 6 | 16.91 | 7 | 16.44 | 8 | 16.55 | 9 | 16.20 | 10 | 16.33 |
| | 16.02 (5) | | 33.07 (7) | | 50.34 (7) | | 1:07.52 (7) | | 1:24.22 (7) | | 1:41.13 (8) | | 1:57.57 (6) | | 2:14.12 (7) | | 2:30.32 (6) | | 2:46.65 (7) |
| 11 | 15.95 | 12 | 15.88 | 13 | 15.34 | 14 | 15.31 | | | | | | | | | | | | |
| | 3:02.60 (7) | | 3:18.48 (5) | | 3:33.82 (3) | | 3:49.13 (3) | | | | | | | | | | | | |

| | | | | | | | | | | | | | | | | | | | |
|--------------------------|-------------|----|------------------|----|-------------|----|-------------|---|-------------|---|-------------|---|-------------|-----|-------------|-----------|-------------|----------------|-------------|
| 4 Winnie NANYONDO | | | | | | | | | | | | | | UGA | | 23 Aug 93 | | 4:04.04 | |
| 1 | 15.81 | 2 | 16.86 | 3 | 17.29 | 4 | 17.26 | 5 | 16.77 | 6 | 16.79 | 7 | 16.60 | 8 | 16.60 | 9 | 16.20 | 10 | 16.35 |
| | 15.81 (2) | | 32.67 (1) | | 49.96 (2) | | 1:07.22 (3) | | 1:23.99 (4) | | 1:40.78 (4) | | 1:57.38 (4) | | 2:13.98 (4) | | 2:30.18 (4) | | 2:46.53 (5) |
| 11 | 16.00 | 12 | 15.98 | 13 | 15.59 | 14 | 15.23 | | | | | | | | | | | | |
| | 3:02.53 (6) | | 3:18.51 (6) | | 3:34.10 (8) | | 3:49.33 (5) | | | | | | | | | | | | |

| | | | | | | | | | | | | | | | | | | | |
|------------------------|-------------|----|-------------|----|-------------|----|-------------|---|-------------|---|-------------|---|-------------|-----|-------------|-----------|-------------|----------------|-------------|
| 5 Ciara MAGEEAN | | | | | | | | | | | | | | IRL | | 12 Mar 92 | | 4:04.18 | |
| 1 | 16.03 | 2 | 16.90 | 3 | 17.24 | 4 | 17.07 | 5 | 16.73 | 6 | 16.79 | 7 | 16.55 | 8 | 16.46 | 9 | 16.25 | 10 | 16.31 |
| | 16.03 (7) | | 32.93 (5) | | 50.17 (4) | | 1:07.24 (4) | | 1:23.97 (3) | | 1:40.76 (3) | | 1:57.31 (3) | | 2:13.77 (3) | | 2:30.02 (3) | | 2:46.33 (3) |
| 11 | 16.04 | 12 | 16.05 | 13 | 15.54 | 14 | 15.32 | | | | | | | | | | | | |
| | 3:02.37 (3) | | 3:18.42 (4) | | 3:33.96 (6) | | 3:49.28 (4) | | | | | | | | | | | | |

| | | | | | | | | | | | | | | | | | | | |
|-------------------------|-------------|----|-------------|----|-------------|----|-------------|---|-------------|---|-------------|---|-------------|-----|-------------|----------|-------------|----------------|-------------|
| 6 Sarah MCDONALD | | | | | | | | | | | | | | GBR | | 2 Aug 93 | | 4:04.42 | |
| 1 | 15.87 | 2 | 17.04 | 3 | 17.29 | 4 | 17.21 | 5 | 16.68 | 6 | 16.86 | 7 | 16.54 | 8 | 16.50 | 9 | 16.21 | 10 | 16.29 |
| | 15.87 (4) | | 32.91 (4) | | 50.20 (5) | | 1:07.41 (6) | | 1:24.09 (6) | | 1:40.95 (5) | | 1:57.49 (5) | | 2:13.99 (5) | | 2:30.20 (5) | | 2:46.49 (4) |
| 11 | 16.04 | 12 | 16.01 | 13 | 15.50 | 14 | 15.65 | | | | | | | | | | | | |
| | 3:02.53 (5) | | 3:18.54 (7) | | 3:34.04 (7) | | 3:49.69 (7) | | | | | | | | | | | | |

| | | | | | | | | | | | | | | | | | | | |
|-----------------------|-------------|----|-------------|----|-------------|----|-------------|---|-------------|---|--------------|---|-------------|-----|-------------|-----------|-------------|----------------|-------------|
| 7 Lemlem HAILU | | | | | | | | | | | | | | ETH | | 21 May 01 | | 4:05.61 | |
| 1 | 16.49 | 2 | 16.93 | 3 | 17.07 | 4 | 17.10 | 5 | 16.72 | 6 | 17.03 | 7 | 16.61 | 8 | 16.41 | 9 | 16.23 | 10 | 16.26 |
| | 16.49 (10) | | 33.42 (10) | | 50.49 (9) | | 1:07.59 (8) | | 1:24.31 (9) | | 1:41.34 (10) | | 1:57.95 (9) | | 2:14.36 (8) | | 2:30.59 (8) | | 2:46.85 (8) |
| 11 | 15.85 | 12 | 16.07 | 13 | 15.15 | 14 | 15.76 | | | | | | | | | | | | |
| | 3:02.70 (8) | | 3:18.77 (9) | | 3:33.92 (5) | | 3:49.68 (6) | | | | | | | | | | | | |

| | | | | | | | | | | | | | | | | | | | | |
|-------------------------|--------------|----|--------------|----|--------------|----|--------------|---|--------------|---|-------------|---|--------------|-----|--------------|-----------|--------------|----------------|--------------|----|
| 8 Kristiina MÄKI | | | | | | | | | | | | | | CZE | | 22 Sep 91 | | 4:06.61 | | PB |
| 1 | 16.24 | 2 | 17.04 | 3 | 17.20 | 4 | 17.25 | 5 | 16.72 | 6 | 16.89 | 7 | 16.74 | 8 | 16.63 | 9 | 16.20 | 10 | 16.41 | |
| | 16.24 (8) | | 33.28 (9) | | 50.48 (8) | | 1:07.73 (10) | | 1:24.45 (10) | | 1:41.34 (9) | | 1:58.08 (10) | | 2:14.71 (10) | | 2:30.91 (11) | | 2:47.32 (11) | |
| 11 | 15.92 | 12 | 15.71 | 13 | 15.46 | 14 | 15.99 | | | | | | | | | | | | | |
| | 3:03.24 (10) | | 3:18.95 (10) | | 3:34.41 (10) | | 3:50.40 (10) | | | | | | | | | | | | | |

| | | | | | | | | | | | | | | | | | | | |
|--------------------------|------------------|----|-------------|----|------------------|----|-------------|---|-------------|---|-------------|---|-------------|-----|-------------|----------|-------------|----------------|-------------|
| 9 Esther GUERRERO | | | | | | | | | | | | | | ESP | | 7 Feb 90 | | 4:06.99 | |
| 1 | 15.77 | 2 | 16.92 | 3 | 17.24 | 4 | 17.06 | 5 | 16.83 | 6 | 16.71 | 7 | 16.60 | 8 | 16.45 | 9 | 16.28 | 10 | 16.25 |
| | 15.77 (1) | | 32.69 (2) | | 49.93 (1) | | 1:06.99 (2) | | 1:23.82 (2) | | 1:40.53 (2) | | 1:57.13 (2) | | 2:13.58 (2) | | 2:29.86 (2) | | 2:46.11 (2) |
| 11 | 16.06 | 12 | 16.15 | 13 | 15.91 | 14 | 15.96 | | | | | | | | | | | | |
| | 3:02.17 (2) | | 3:18.32 (2) | | 3:34.23 (9) | | 3:50.19 (8) | | | | | | | | | | | | |

| | | | | | | | | | | | | | | | | | | | |
|----------------------------|--------------------|----|--------------------|----|-------------|----|--------------------|---|--------------------|---|--------------------|---|--------------------|-----|--------------------|----------|--------------------|----------------|--------------------|
| 10 Georgia GRIFFITH | | | | | | | | | | | | | | AUS | | 5 Dec 96 | | 4:07.73 | |
| 1 | 15.81 | 2 | 16.96 | 3 | 17.24 | 4 | 16.98 | 5 | 16.65 | 6 | 16.71 | 7 | 16.66 | 8 | 16.39 | 9 | 16.30 | 10 | 16.21 |
| | 15.81 (3) | | 32.77 (3) | | 50.01 (3) | | 1:06.99 (1) | | 1:23.64 (1) | | 1:40.35 (1) | | 1:57.01 (1) | | 2:13.40 (1) | | 2:29.70 (1) | | 2:45.91 (1) |
| 11 | 16.13 | 12 | 16.10 | 13 | 15.78 | 14 | 16.46 | | | | | | | | | | | | |
| | 3:02.04 (1) | | 3:18.14 (1) | | 3:33.92 (4) | | 3:50.38 (9) | | | | | | | | | | | | |

RACE ANALYSIS
1500 Metres Women - Round 1

SPLIT TIMES UPDATED

11 Sara KUIVISTO FIN 18 Aug 91 **4:08.85**

| | | | | | | | | | | | | | | | | | | | | |
|----|--------------|----|--------------|----|--------------|----|--------------|---|-------------|---|-------------|---|-------------|---|-------------|---|-------------|----|-------------|----|
| 1 | 16.27 | 2 | 16.94 | 3 | 17.28 | 4 | 17.11 | 5 | 16.67 | 6 | 16.79 | 7 | 16.74 | 8 | 16.65 | 9 | 16.14 | 10 | 16.40 | PB |
| | 16.27 (9) | | 33.21 (8) | | 50.49 (10) | | 1:07.60 (9) | | 1:24.27 (8) | | 1:41.06 (7) | | 1:57.80 (8) | | 2:14.45 (9) | | 2:30.59 (9) | | 2:46.99 (9) | |
| 11 | 16.37 | 12 | 16.04 | 13 | 15.88 | 14 | 16.17 | | | | | | | | | | | | | |
| | 3:03.36 (11) | | 3:19.40 (11) | | 3:35.28 (11) | | 3:51.45 (11) | | | | | | | | | | | | | |

RESULTS



1500 Metres Women - Round 1

First 6 in each heat (Q) and the next 6 fastest (q) advance to the Semi-Finals

| RECORDS | RESULT NAME | COUNTRY | AGE | VENUE | DATE |
|--------------------------------|----------------------------------|-------------------------|-----------------------|-------------------------------------|-------------|
| World Record WR | 3:50.07 Genzebe DIBABA | ETH | 24 | Monaco (Stade Louis II) | 17 Jul 2015 |
| Championships Record CR | 3:58.52 Tatyana TOMASHOVA | RUS | 28 | Paris Saint-Denis (Stade de France) | 31 Aug 2003 |
| World Leading WL | 3:55.30 Sifan HASSAN | NED | 26 | Monaco (MON) | 12 Jul 2019 |
| Area Record AR | National Record NR | Personal Best PB | Season Best SB | | |

Heat 1

3

2 October 2019 17:35 START TIME

26° C TEMPERATURE 59% HUMIDITY

| PLACE | NAME | COUNTRY | DATE OF BIRTH | ORDER | RESULT | |
|-------|------------------|---------|---------------|-------|----------------|-------------|
| 1 | Sifan HASSAN | NED | 1 Jan 93 | 5 | 4:03.88 | Q |
| 2 | Faith KIPYEGON | KEN | 10 Jan 94 | 8 | 4:03.93 | Q |
| 3 | Nikki HILTZ | USA | 23 Oct 94 | 2 | 4:04.00 | Q |
| 4 | Winnie NANYONDO | UGA | 23 Aug 93 | 6 | 4:04.04 | Q |
| 5 | Ciara MAGEEAN | IRL | 12 Mar 92 | 1 | 4:04.18 | Q |
| 6 | Sarah MCDONALD | GBR | 2 Aug 93 | 4 | 4:04.42 | Q |
| 7 | Lemlem HAILU | ETH | 21 May 01 | 3 | 4:05.61 | q |
| 8 | Kristiina MÄKI | CZE | 22 Sep 91 | 11 | 4:06.61 | q PB |
| 9 | Esther GUERRERO | ESP | 7 Feb 90 | 9 | 4:06.99 | q |
| 10 | Georgia GRIFFITH | AUS | 5 Dec 96 | 10 | 4:07.73 | q |
| 11 | Sara KUIVISTO | FIN | 18 Aug 91 | 7 | 4:08.85 | PB |

INTERMEDIATE TIMES

| | | | |
|--------|--------------------------|--------|--------------------------|
| 300 m | 49.93 Esther GUERRERO | 400 m | 1:06.99 Georgia GRIFFITH |
| 500 m | 1:23.64 Georgia GRIFFITH | 600 m | 1:40.35 Georgia GRIFFITH |
| 700 m | 1:57.01 Georgia GRIFFITH | 800 m | 2:13.40 Georgia GRIFFITH |
| 900 m | 2:29.70 Georgia GRIFFITH | 1000 m | 2:45.91 Georgia GRIFFITH |
| 1100 m | 3:02.04 Georgia GRIFFITH | 1200 m | 3:18.14 Georgia GRIFFITH |
| 1300 m | 3:33.63 Faith KIPYEGON | 1400 m | 3:48.82 Sifan HASSAN |

Heat 2

3

2 October 2019 17:48 START TIME

26° C TEMPERATURE 59% HUMIDITY

| PLACE | NAME | COUNTRY | DATE OF BIRTH | ORDER | RESULT | |
|-------|------------------------------|---------|---------------|-------|----------------|-----------|
| 1 | Rababe ARAFI | MAR | 12 Jan 91 | 2 | 4:08.32 | Q |
| 2 | Winnie CHEBET | KEN | 20 Dec 90 | 8 | 4:08.36 | Q |
| 3 | Gudaf TSEGAY | ETH | 23 Jan 97 | 1 | 4:08.39 | Q |
| 4 | Shelby HOULIHAN | USA | 8 Feb 93 | 4 | 4:08.51 | Q |
| 5 | Jessica HULL | AUS | 22 Oct 96 | 7 | 4:08.71 | Q |
| 6 | Yolanda NGARAMBE | SWE | 14 Sep 91 | 9 | 4:09.22 | Q |
| 7 | Aisha PRAUGHT-LEER | JAM | 14 Dec 89 | 6 | 4:09.81 | |
| 8 | Palakeezh UNNIKISHNAN CHITRA | IND | 9 Jun 95 | 10 | 4:11.10 | PB |
| 9 | Caterina GRANZ | GER | 14 Mar 94 | 5 | 4:12.36 | |
| 10 | Jemma REEKIE | GBR | 6 Mar 98 | 12 | 4:12.51 | |
| 11 | Maruša MIŠMAŠ | SLO | 24 Oct 94 | 11 | 4:14.94 | |
| 12 | Carla MENDES | CPV | 9 Nov 94 | 3 | 4:23.56 | |

INTERMEDIATE TIMES

| | | | |
|--------|-----------------------|--------|-----------------------|
| 100 m | 14.78 Carla MENDES | 200 m | 32.34 Carla MENDES |
| 300 m | 51.51 Carla MENDES | 400 m | 1:11.21 Carla MENDES |
| 500 m | 1:30.00 Maruša MIŠMAŠ | 600 m | 1:47.53 Maruša MIŠMAŠ |
| 700 m | 2:04.71 Maruša MIŠMAŠ | 800 m | 2:21.77 Maruša MIŠMAŠ |
| 900 m | 2:37.48 Gudaf TSEGAY | 1000 m | 2:52.96 Gudaf TSEGAY |
| 1100 m | 3:08.34 Gudaf TSEGAY | 1200 m | 3:23.36 Gudaf TSEGAY |
| 1300 m | 3:38.10 Gudaf TSEGAY | 1400 m | 3:53.50 Gudaf TSEGAY |

RESULTS
1500 Metres Women - Round 1

Heat 3 **3**

2 October 2019 17:59 START TIME 26° C TEMPERATURE 59 % HUMIDITY

| PLACE | NAME | COUNTRY | DATE of BIRTH | ORDER | RESULT | |
|-------|---------------------------------|---------|---------------|-------|----------------|-----------|
| 1 | Jenny SIMPSON | USA | 23 Aug 86 | 12 | 4:07.27 | Q |
| 2 | Gabriela DEBUES-STAFFORD | CAN | 13 Sep 95 | 8 | 4:07.28 | Q |
| 3 | Laura MUIR | GBR | 9 May 93 | 2 | 4:07.37 | Q |
| 4 | Marta PÉREZ | ESP | 19 Apr 93 | 11 | 4:07.48 | Q |
| 5 | Claudia Mihaela BOBOCEA | ROU | 11 Jun 92 | 7 | 4:07.76 | Q |
| 6 | Malika AKKAOUI | MAR | 25 Dec 87 | 1 | 4:08.05 | Q |
| 7 | Linden HALL | AUS | 20 Jun 91 | 4 | 4:08.12 | q |
| 8 | Darya BARYSEVICH | BLR | 6 Apr 90 | 9 | 4:08.19 | q |
| 9 | Axumawit EMBAYE | ETH | 18 Oct 94 | 5 | 4:08.56 | |
| 10 | Esther CHEBET | UGA | 10 Sep 97 | 6 | 4:08.89 | |
| 11 | María Pía FERNÁNDEZ | URU | 1 Apr 95 | 3 | 4:09.45 | NR |
| 12 | Neide DIAS | ANG | 11 Aug 87 | 10 | 4:28.27 | |

INTERMEDIATE TIMES

| | | | |
|--------|---------------------------------|--------|---------------------------------|
| 100 m | 15.87 Marta PÉREZ | 200 m | 33.07 Marta PÉREZ |
| 300 m | 50.08 Claudia Mihaela BOBOCEA | 400 m | 1:06.95 Claudia Mihaela BOBOCEA |
| 500 m | 1:23.77 Claudia Mihaela BOBOCEA | 600 m | 1:40.55 Claudia Mihaela BOBOCEA |
| 700 m | 1:57.31 Claudia Mihaela BOBOCEA | 800 m | 2:14.20 Claudia Mihaela BOBOCEA |
| 900 m | 2:30.94 Claudia Mihaela BOBOCEA | 1000 m | 2:47.71 Claudia Mihaela BOBOCEA |
| 1100 m | 3:03.87 Jenny SIMPSON | 1200 m | 3:20.17 Jenny SIMPSON |
| 1300 m | 3:36.08 Jenny SIMPSON | 1400 m | 3:52.00 Jenny SIMPSON |

ALL-TIME TOP LIST

| RESULT | NAME | VENUE | DATE |
|---------|-------------------------|-------------------------|-----------|
| 3:50.07 | Genzebe DIBABA (ETH) | Monaco (Stade Louis II) | 17 Jul 15 |
| 3:50.46 | Yunxia QU (CHN) | Beijing (NOCAS) | 11 Sep 93 |
| 3:50.98 | Jiang BO (CHN) | Shanghai | 18 Oct 97 |
| 3:51.34 | Yinglai LANG (CHN) | Shanghai | 18 Oct 97 |
| 3:51.92 | Junxia WANG (CHN) | Beijing (NOCAS) | 11 Sep 93 |
| 3:52.47 | Tatyana KAZANKINA (URS) | Zürich (Letzigrund) | 13 Aug 80 |
| 3:53.91 | Lili YIN (CHN) | Shanghai | 18 Oct 97 |
| 3:53.96 | Paula IVAN (ROU) | Seoul (Olympic Stadium) | 1 Oct 88 |
| 3:53.97 | Lixin LAN (CHN) | Shanghai | 18 Oct 97 |
| 3:54.23 | Olga DVIRNA (URS) | Kyiv | 27 Jul 82 |

SEASON TOP LIST

| RESULT | NAME | VENUE | 2019 |
|---------|--------------------------------|---------------------|--------|
| 3:55.30 | Sifan HASSAN (NED) | Monaco (MON) | 12 Jul |
| 3:55.47 | Genzebe DIBABA (ETH) | Rabat (MAR) | 16 Jun |
| 3:56.73 | Laura MUIR (GBR) | Roma (ITA) | 6 Jun |
| 3:57.40 | Gudaf TSEGAY (ETH) | Rabat (MAR) | 16 Jun |
| 3:58.84 | Rababe ARAFI (MAR) | Rabat (MAR) | 16 Jun |
| 3:59.02 | Axumawit EMBAYE (ETH) | Rabat (MAR) | 16 Jun |
| 3:59.02 | Konstanze KLOSTERHALFEN (GER) | Zürich (SUI) | 29 Aug |
| 3:59.04 | Faith KIPYEGON (KEN) | Palo Alto, CA (USA) | 30 Jun |
| 3:59.56 | Winnie NANYONDO (UGA) | Rabat (MAR) | 16 Jun |
| 3:59.59 | Gabriela DEBUES-STAFFORD (CAN) | Zürich (SUI) | 29 Aug |

RESULTS



5000 Metres Women - Final

| RECORDS | RESULT NAME | COUNTRY | AGE | VENUE | DATE |
|--------------------------------|---------------------------|-------------------------|-----------------------|----------------|-------------|
| World Record WR | 14:11.15 Tirunesh DIBABA | ETH | 23 | Oslo (Bislett) | 6 Jun 2008 |
| Championships Record CR | 14:26.72 Hellen OBIRI | KEN | 30 | Doha | 5 Oct 2019 |
| World Leading WL | 14:20.36 Hellen OBIRI | KEN | 30 | London (GBR) | 21 Jul 2019 |
| Area Record AR | National Record NR | Personal Best PB | Season Best SB | | |

5 October 2019 21:25 START TIME 27° C TEMPERATURE 71 % HUMIDITY

| PLACE | NAME | COUNTRY | DATE of BIRTH | ORDER | RESULT |
|-------|-----------------------------------|---------|---------------|-------|---------------------------|
| 1 | Hellen OBIRI | KEN | 13 Dec 89 | 15 | 14:26.72 CR |
| 2 | Margaret Chelimo KIPKEMBOI | KEN | 9 Feb 93 | 12 | 14:27.49 PB |
| 3 | Konstanze KLOSTERHALFEN | GER | 18 Feb 97 | 3 | 14:28.43 |
| 4 | Tsehay GEMECHU | ETH | 12 Dec 98 | 10 | 14:29.60 PB |
| 5 | Lilian Kasait RENGERUK | KEN | 3 May 97 | 2 | 14:36.05 PB |
| 6 | Fantu WORKU | ETH | 29 Mar 99 | 13 | 14:40.47 PB |
| 7 | Laura WEIGHTMAN | GBR | 1 Jul 91 | 6 | 14:44.57 PB |
| 8 | Hawi FEYSA | ETH | 1 Feb 99 | 1 | 14:44.92 |
| 9 | Karissa SCHWEIZER | USA | 4 May 96 | 9 | 14:45.18 PB |
| 10 | Eilish MCCOLGAN | GBR | 25 Nov 90 | 14 | 14:46.17 PB |
| 11 | Elinor PURRIER | USA | 20 Feb 95 | 4 | 14:58.17 PB |
| 12 | Camille BUSCOMB | NZL | 11 Jul 90 | 11 | 14:58.59 PB |
| 13 | Andrea SECCAFIEN | CAN | 27 Aug 90 | 7 | 14:59.95 PB |
| 14 | Nozomi TANAKA | JPN | 4 Sep 99 | 5 | 15:00.01 PB |
| 15 | Dominique SCOTT | RSA | 24 Jun 92 | 8 | 15:24.47 |

INTERMEDIATE TIMES

| | | | |
|--------|-------------------------|--------|-------------------------|
| 100 m | 17.78 Eilish MCCOLGAN | 200 m | 35.27 Eilish MCCOLGAN |
| 300 m | 52.90 Eilish MCCOLGAN | 400 m | 1:10.75 Eilish MCCOLGAN |
| 500 m | 1:28.45 Eilish MCCOLGAN | 600 m | 1:46.61 Eilish MCCOLGAN |
| 700 m | 2:04.52 Eilish MCCOLGAN | 800 m | 2:22.28 Hellen OBIRI |
| 900 m | 2:39.67 Hellen OBIRI | 1000 m | 2:56.90 Hellen OBIRI |
| 1100 m | 3:14.82 Hellen OBIRI | 1200 m | 3:32.94 Hellen OBIRI |
| 1300 m | 3:50.85 Eilish MCCOLGAN | 1400 m | 4:08.93 Hellen OBIRI |
| 1500 m | 4:27.07 Eilish MCCOLGAN | 1600 m | 4:45.35 Hellen OBIRI |
| 1700 m | 5:02.46 Hellen OBIRI | 1800 m | 5:18.96 Hellen OBIRI |
| 1900 m | 5:35.55 Hellen OBIRI | 2000 m | 5:52.48 Hellen OBIRI |
| 2100 m | 6:09.41 Hellen OBIRI | 2200 m | 6:26.53 Hellen OBIRI |
| 2300 m | 6:43.67 Hellen OBIRI | 2400 m | 7:00.86 Hellen OBIRI |
| 2500 m | 7:18.27 Hellen OBIRI | 2600 m | 7:35.76 Hellen OBIRI |
| 2700 m | 7:52.56 Hellen OBIRI | 2800 m | 8:09.65 Hellen OBIRI |
| 2900 m | 8:26.90 Hellen OBIRI | 3000 m | 8:44.37 Hellen OBIRI |
| 3100 m | 9:02.09 Hellen OBIRI | 3200 m | 9:20.32 Hellen OBIRI |
| 3300 m | 9:38.20 Hellen OBIRI | 3400 m | 9:56.24 Hellen OBIRI |
| 3500 m | 10:14.23 Hellen OBIRI | 3600 m | 10:32.35 Hellen OBIRI |
| 3700 m | 10:50.45 Hellen OBIRI | 3800 m | 11:08.78 Hellen OBIRI |
| 3900 m | 11:26.85 Hellen OBIRI | 4000 m | 11:45.06 Hellen OBIRI |
| 4100 m | 12:02.64 Hellen OBIRI | 4200 m | 12:20.29 Hellen OBIRI |
| 4300 m | 12:37.61 Hellen OBIRI | 4400 m | 12:54.93 Hellen OBIRI |
| 4500 m | 13:12.09 Hellen OBIRI | 4600 m | 13:28.31 Hellen OBIRI |
| 4700 m | 13:42.95 Hellen OBIRI | 4800 m | 13:57.16 Hellen OBIRI |
| 4900 m | 14:11.63 Hellen OBIRI | | |

RESULTS
5000 Metres Women - Final

| ALL-TIME TOP LIST | | | | SEASON TOP LIST | | | |
|-------------------|---------------------------------|-----------------------------------|-----------|-----------------|-----------------------------------|-----------------|--------|
| RESULT | NAME | VENUE | DATE | RESULT | NAME | VENUE | 2019 |
| 14:11.15 | Tirunesh DIBABA (ETH) | Oslo (Bislett) | 6 Jun 08 | 14:20.36 | Hellen OBIRI (KEN) | London (GBR) | 21 Jul |
| 14:12.59 | Almaz AYANA (ETH) | Roma (Stadio Olimpico) | 2 Jun 16 | 14:20.68 | Aqnes Jebet TIROP (KEN) | London (GBR) | 21 Jul |
| 14:12.88 | Meseret DEFAR (ETH) | Stockholm | 22 Jul 08 | 14:22.12 | Sifan HASSAN (NED) | London (GBR) | 21 Jul |
| 14:15.41 | Genzebe DIBABA (ETH) | ris Saint-Denis (Stade de France) | 4 Jul 15 | 14:26.76 | Konstanze KLOSTERHALFEN (GER) | Berlin (GER) | 3 Aug |
| 14:18.37 | Hellen OBIRI (KEN) | Roma (Stadio Olimpico) | 8 Jun 17 | 14:27.49 | Marqaret Chelimo KIPKEMBOI (KEN) | Doha | 5 Oct |
| 14:20.68 | Aqnes Jebet TIROP (KEN) | London (GBR) | 21 Jul 19 | 14:29.54 | Letesenbet GIDEY (ETH) | Bruxelles (BEL) | 6 Sep |
| 14:20.87 | Vivian Jepkemoi CHERUIYOT (KEN) | m (Olympiastadion) | 29 Jul 11 | 14:29.60 | Tsehay GEMECHU (ETH) | Doha | 5 Oct |
| 14:22.12 | Sifan HASSAN (NED) | London (GBR) | 21 Jul 19 | 14:36.05 | Lilian Kasait RENGERUK (KEN) | Doha | 5 Oct |
| 14:23.14 | Letesenbet GIDEY (ETH) | Rabat (MAR) | 13 Jul 18 | 14:36.10 | Caroline Chepkoech KIPKIRUI (KEN) | London (GBR) | 21 Jul |
| 14:23.33 | Senbere TEFERI (ETH) | Rabat (MAR) | 13 Jul 18 | 14:38.76 | Hawi FEYSA (ETH) | Hengelo (NED) | 9 Jun |

RACE ANALYSIS
5000 Metres Women - Final

6 Fantu WORKU **ETH** 29 Mar 99 **14:40.47** PB

| | | | | | | | | | | | | | | | | | | | |
|--------------|-------|--------------|-------|--------------|-------|--------------|-------|--------------|-------|--------------|-------|--------------|-------|--------------|-------|--------------|-------|--------------|-------|
| 1 | 18.81 | 2 | 17.97 | 3 | 17.31 | 4 | 17.72 | 5 | 17.76 | 6 | 18.35 | 7 | 17.83 | 8 | 17.80 | 9 | 17.48 | 10 | 17.02 |
| 18.81 (15) | | 36.78 (15) | | 54.09 (13) | | 1:11.81 (13) | | 1:29.57 (13) | | 1:47.92 (13) | | 2:05.75 (13) | | 2:23.55 (12) | | 2:41.03 (13) | | 2:58.05 (12) | |
| 11 | 17.72 | 12 | 18.03 | 13 | 18.08 | 14 | 18.04 | 15 | 18.18 | 16 | 18.38 | 17 | 17.39 | 18 | 16.47 | 19 | 16.53 | 20 | 16.70 |
| 3:15.77 (11) | | 3:33.80 (11) | | 3:51.88 (11) | | 4:09.92 (11) | | 4:28.10 (11) | | 4:46.48 (11) | | 5:03.87 (11) | | 5:20.34 (9) | | 5:36.87 (7) | | 5:53.57 (7) | |
| 21 | 16.99 | 22 | 17.01 | 23 | 17.39 | 24 | 17.14 | 25 | 16.97 | 26 | 17.51 | 27 | 16.89 | 28 | 17.09 | 29 | 17.55 | 30 | 17.47 |
| 6:10.56 (7) | | 6:27.57 (7) | | 6:44.96 (7) | | 7:02.10 (7) | | 7:19.07 (6) | | 7:36.58 (6) | | 7:53.47 (6) | | 8:10.56 (6) | | 8:28.11 (6) | | 8:45.58 (6) | |
| 31 | 17.50 | 32 | 18.24 | 33 | 17.77 | 34 | 18.01 | 35 | 17.99 | 36 | 18.05 | 37 | 18.05 | 38 | 18.41 | 39 | 17.97 | 40 | 18.27 |
| 9:03.08 (6) | | 9:21.32 (6) | | 9:39.09 (6) | | 9:57.10 (6) | | 10:15.09 (6) | | 10:33.14 (6) | | 10:51.19 (6) | | 11:09.60 (6) | | 11:27.57 (6) | | 11:45.84 (6) | |
| 41 | 17.52 | 42 | 17.72 | 43 | 17.23 | 44 | 17.41 | 45 | 17.25 | 46 | 17.48 | 47 | 17.25 | 48 | 17.35 | 49 | 17.40 | | |
| 12:03.36 (6) | | 12:21.08 (6) | | 12:38.31 (6) | | 12:55.72 (6) | | 13:12.97 (6) | | 13:30.45 (6) | | 13:47.70 (6) | | 14:05.05 (6) | | 14:22.45 (6) | | | |

7 Laura WEIGHTMAN **GBR** 1 Jul 91 **14:44.57** PB

| | | | | | | | | | | | | | | | | | | | |
|--------------|-------|--------------|-------|--------------|-------|--------------|-------|--------------|-------|--------------|-------|--------------|-------|--------------|-------|--------------|-------|--------------|-------|
| 1 | 18.07 | 2 | 17.95 | 3 | 17.44 | 4 | 17.77 | 5 | 17.70 | 6 | 18.23 | 7 | 18.00 | 8 | 17.91 | 9 | 17.43 | 10 | 17.11 |
| 18.07 (4) | | 36.02 (6) | | 53.46 (6) | | 1:11.23 (6) | | 1:28.93 (6) | | 1:47.16 (7) | | 2:05.16 (7) | | 2:23.07 (8) | | 2:40.50 (8) | | 2:57.61 (8) | |
| 11 | 17.90 | 12 | 18.01 | 13 | 18.14 | 14 | 18.03 | 15 | 18.18 | 16 | 18.37 | 17 | 17.44 | 18 | 16.89 | 19 | 16.88 | 20 | 16.71 |
| 3:15.51 (9) | | 3:33.52 (8) | | 3:51.66 (9) | | 4:09.69 (9) | | 4:27.87 (9) | | 4:46.24 (9) | | 5:03.68 (9) | | 5:20.57 (10) | | 5:37.45 (10) | | 5:54.16 (9) | |
| 21 | 16.95 | 22 | 17.03 | 23 | 17.15 | 24 | 17.31 | 25 | 17.25 | 26 | 17.42 | 27 | 17.32 | 28 | 17.68 | 29 | 17.99 | 30 | 18.17 |
| 6:11.11 (9) | | 6:28.14 (8) | | 6:45.29 (8) | | 7:02.60 (8) | | 7:19.85 (8) | | 7:37.27 (8) | | 7:54.59 (8) | | 8:12.27 (8) | | 8:30.26 (8) | | 8:48.43 (8) | |
| 31 | 18.16 | 32 | 18.18 | 33 | 18.51 | 34 | 18.26 | 35 | 18.37 | 36 | 18.70 | 37 | 18.69 | 38 | 18.77 | 39 | 18.65 | 40 | 18.59 |
| 9:06.59 (8) | | 9:24.77 (8) | | 9:43.28 (8) | | 10:01.54 (7) | | 10:19.91 (7) | | 10:38.61 (8) | | 10:57.30 (8) | | 11:16.07 (8) | | 11:34.72 (8) | | 11:53.31 (8) | |
| 41 | 18.63 | 42 | 18.02 | 43 | 17.59 | 44 | 17.54 | 45 | 17.77 | 46 | 17.34 | 47 | 16.70 | 48 | 16.19 | 49 | 16.04 | | |
| 12:11.94 (8) | | 12:29.96 (9) | | 12:47.55 (9) | | 13:05.09 (9) | | 13:22.86 (9) | | 13:40.20 (9) | | 13:56.90 (9) | | 14:13.09 (7) | | 14:29.13 (7) | | | |

8 Hawi FEYSA **ETH** 1 Feb 99 **14:44.92**

| | | | | | | | | | | | | | | | | | | | |
|--------------|-------|--------------|-------|--------------|-------|--------------|-------|--------------|-------|--------------|-------|--------------|-------|--------------|-------|--------------|-------|--------------|-------|
| 1 | 18.45 | 2 | 17.80 | 3 | 17.42 | 4 | 17.76 | 5 | 17.52 | 6 | 18.20 | 7 | 18.06 | 8 | 17.70 | 9 | 17.23 | 10 | 17.13 |
| 18.45 (10) | | 36.25 (10) | | 53.67 (9) | | 1:11.43 (9) | | 1:28.95 (7) | | 1:47.15 (6) | | 2:05.21 (8) | | 2:22.91 (7) | | 2:40.14 (5) | | 2:57.27 (4) | |
| 11 | 17.88 | 12 | 17.96 | 13 | 18.01 | 14 | 18.02 | 15 | 18.16 | 16 | 18.23 | 17 | 17.17 | 18 | 16.57 | 19 | 16.87 | 20 | 17.18 |
| 3:15.15 (3) | | 3:33.11 (3) | | 3:51.12 (3) | | 4:09.14 (3) | | 4:27.30 (3) | | 4:45.53 (3) | | 5:02.70 (2) | | 5:19.27 (3) | | 5:36.14 (3) | | 5:53.32 (6) | |
| 21 | 17.10 | 22 | 16.95 | 23 | 17.35 | 24 | 17.17 | 25 | 17.49 | 26 | 17.59 | 27 | 17.39 | 28 | 17.68 | 29 | 18.02 | 30 | 18.20 |
| 6:10.42 (6) | | 6:27.37 (6) | | 6:44.72 (6) | | 7:01.89 (6) | | 7:19.38 (7) | | 7:36.97 (7) | | 7:54.36 (7) | | 8:12.04 (7) | | 8:30.06 (7) | | 8:48.26 (7) | |
| 31 | 18.09 | 32 | 18.21 | 33 | 18.63 | 34 | 18.65 | 35 | 18.31 | 36 | 18.30 | 37 | 18.70 | 38 | 18.87 | 39 | 18.62 | 40 | 18.57 |
| 9:06.35 (7) | | 9:24.56 (7) | | 9:43.19 (7) | | 10:01.84 (9) | | 10:20.15 (8) | | 10:38.45 (7) | | 10:57.15 (7) | | 11:16.02 (7) | | 11:34.64 (7) | | 11:53.21 (7) | |
| 41 | 18.64 | 42 | 18.02 | 43 | 17.51 | 44 | 17.51 | 45 | 17.71 | 46 | 17.41 | 47 | 16.81 | 48 | 16.41 | 49 | 16.15 | | |
| 12:11.85 (7) | | 12:29.87 (8) | | 12:47.38 (8) | | 13:04.89 (8) | | 13:22.60 (8) | | 13:40.01 (8) | | 13:56.82 (7) | | 14:13.23 (8) | | 14:29.38 (8) | | | |

9 Karissa SCHWEIZER **USA** 4 May 96 **14:45.18** PB

| | | | | | | | | | | | | | | | | | | | |
|--------------|-------|--------------|-------|--------------|-------|---------------|-------|---------------|-------|---------------|-------|--------------|-------|--------------|-------|--------------|-------|--------------|-------|
| 1 | 18.00 | 2 | 17.57 | 3 | 17.57 | 4 | 17.86 | 5 | 17.70 | 6 | 18.17 | 7 | 17.89 | 8 | 17.97 | 9 | 17.52 | 10 | 17.26 |
| 18.00 (2) | | 35.57 (2) | | 53.14 (3) | | 1:11.00 (3) | | 1:28.70 (3) | | 1:46.87 (3) | | 2:04.76 (3) | | 2:22.73 (5) | | 2:40.25 (6) | | 2:57.51 (6) | |
| 11 | 17.91 | 12 | 18.08 | 13 | 18.01 | 14 | 18.06 | 15 | 18.17 | 16 | 18.43 | 17 | 17.37 | 18 | 16.75 | 19 | 16.84 | 20 | 16.70 |
| 3:15.42 (7) | | 3:33.50 (7) | | 3:51.51 (7) | | 4:09.57 (8) | | 4:27.74 (8) | | 4:46.17 (8) | | 5:03.54 (8) | | 5:20.29 (8) | | 5:37.13 (8) | | 5:53.83 (8) | |
| 21 | 17.07 | 22 | 17.53 | 23 | 17.19 | 24 | 17.25 | 25 | 17.30 | 26 | 17.56 | 27 | 17.94 | 28 | 17.90 | 29 | 17.70 | 30 | 17.68 |
| 6:10.90 (8) | | 6:28.43 (9) | | 6:45.62 (9) | | 7:02.87 (9) | | 7:20.17 (9) | | 7:37.73 (9) | | 7:55.67 (9) | | 8:13.57 (10) | | 8:31.27 (10) | | 8:48.95 (10) | |
| 31 | 18.10 | 32 | 18.16 | 33 | 18.44 | 34 | 18.36 | 35 | 18.46 | 36 | 18.40 | 37 | 18.61 | 38 | 18.76 | 39 | 18.68 | 40 | 18.57 |
| 9:07.05 (10) | | 9:25.21 (10) | | 9:43.65 (10) | | 10:02.01 (10) | | 10:20.47 (10) | | 10:38.87 (10) | | 10:57.48 (9) | | 11:16.24 (9) | | 11:34.92 (9) | | 11:53.49 (9) | |
| 41 | 18.65 | 42 | 17.56 | 43 | 17.48 | 44 | 17.59 | 45 | 17.63 | 46 | 17.42 | 47 | 17.03 | 48 | 16.69 | 49 | 16.10 | | |
| 12:12.14 (9) | | 12:29.70 (7) | | 12:47.18 (7) | | 13:04.77 (7) | | 13:22.40 (7) | | 13:39.82 (7) | | 13:56.85 (8) | | 14:13.54 (9) | | 14:29.64 (9) | | | |

10 Eilish MCCOLGAN **GBR** 25 Nov 90 **14:46.17** PB

| | | | | | | | | | | | | | | | | | | | |
|---------------|-------|---------------|-------|---------------|-------|---------------|-------|---------------|-------|---------------|-------|---------------|-------|---------------|-------|---------------|-------|---------------|-------|
| 1 | 17.78 | 2 | 17.49 | 3 | 17.63 | 4 | 17.85 | 5 | 17.70 | 6 | 18.16 | 7 | 17.91 | 8 | 17.96 | 9 | 17.51 | 10 | 17.27 |
| 17.78 (1) | | 35.27 (1) | | 52.90 (1) | | 1:10.75 (1) | | 1:28.45 (1) | | 1:46.61 (1) | | 2:04.52 (1) | | 2:22.48 (2) | | 2:39.99 (3) | | 2:57.26 (3) | |
| 11 | 17.90 | 12 | 17.85 | 13 | 17.84 | 14 | 18.11 | 15 | 18.11 | 16 | 18.31 | 17 | 17.67 | 18 | 17.09 | 19 | 17.08 | 20 | 17.03 |
| 3:15.16 (4) | | 3:33.01 (2) | | 3:50.85 (1) | | 4:08.96 (2) | | 4:27.07 (1) | | 4:45.38 (2) | | 5:03.05 (4) | | 5:20.14 (7) | | 5:37.22 (9) | | 5:54.25 (10) | |
| 21 | 17.02 | 22 | 17.46 | 23 | 17.14 | 24 | 17.28 | 25 | 17.31 | 26 | 17.54 | 27 | 17.68 | 28 | 17.68 | 29 | 17.66 | 30 | 17.72 |
| 6:11.27 (10) | | 6:28.73 (10) | | 6:45.87 (10) | | 7:03.15 (10) | | 7:20.46 (10) | | 7:38.00 (10) | | 7:55.68 (10) | | 8:13.36 (9) | | 8:31.02 (9) | | 8:48.74 (9) | |
| 31 | 18.10 | 32 | 18.18 | 33 | 18.53 | 34 | 18.20 | 35 | 18.65 | 36 | 18.35 | 37 | 18.80 | 38 | 18.70 | 39 | 18.83 | 40 | 18.51 |
| 9:06.84 (9) | | 9:25.02 (9) | | 9:43.55 (9) | | 10:01.75 (8) | | 10:20.40 (9) | | 10:38.75 (9) | | 10:57.55 (10) | | 11:16.25 (10) | | 11:35.08 (10) | | 11:53.59 (10) | |
| 41 | 18.65 | 42 | 17.91 | 43 | 17.69 | 44 | 17.63 | 45 | 17.61 | 46 | 17.39 | 47 | 16.91 | 48 | 16.51 | 49 | 15.96 | | |
| 12:12.24 (10) | | 12:30.15 (10) | | 12:47.84 (10) | | 13:05.47 (10) | | 13:23.08 (10) | | 13:40.47 (10) | | 13:57.38 (10) | | 14:13.89 (10) | | 14:29.85 (10) | | | |



RACE ANALYSIS
5000 Metres Women - Final

| 11 Elinor PURRIER USA 20 Feb 95 14:58.17 | | | | | | | | | | PB | |
|---|---------------|---------------|---------------|---------------|---------------|---------------|---------------|---------------|---------------|-------|--|
| 1 | 2 | 3 | 4 | 5 | 6 | 7 | 8 | 9 | 10 | | |
| 18.26 | 17.90 | 17.52 | 17.76 | 17.72 | 18.26 | 18.02 | 17.85 | 17.43 | 17.09 | | |
| 18.26 (7) | 36.16 (8) | 53.68 (10) | 1:11.44 (10) | 1:29.16 (9) | 1:47.42 (9) | 2:05.44 (10) | 2:23.29 (10) | 2:40.72 (10) | 2:57.81 (11) | | |
| 11 | 18.14 | 18.06 | 18.02 | 18.04 | 18.22 | 18.40 | 17.50 | 17.28 | 17.02 | 17.55 | |
| 3:15.95 (12) | 3:34.01 (13) | 3:52.03 (12) | 4:10.07 (12) | 4:28.29 (12) | 4:46.69 (13) | 5:04.19 (12) | 5:21.47 (12) | 5:38.49 (12) | 5:56.04 (12) | | |
| 21 | 17.84 | 18.12 | 18.09 | 18.24 | 18.34 | 18.42 | 18.43 | 18.70 | 18.67 | 19.01 | |
| 6:13.88 (12) | 6:32.00 (13) | 6:50.09 (12) | 7:08.33 (13) | 7:26.67 (12) | 7:45.09 (12) | 8:03.52 (12) | 8:22.22 (12) | 8:40.89 (12) | 8:59.90 (14) | | |
| 31 | 18.04 | 18.49 | 18.45 | 18.44 | 18.62 | 18.47 | 18.61 | 18.58 | 18.64 | 18.16 | |
| 9:17.94 (14) | 9:36.43 (14) | 9:54.88 (14) | 10:13.32 (14) | 10:31.94 (14) | 10:50.41 (14) | 11:09.02 (14) | 11:27.60 (14) | 11:46.24 (14) | 12:04.40 (13) | | |
| 41 | 17.83 | 18.47 | 18.83 | 18.14 | 18.19 | 17.78 | 16.91 | 16.53 | 16.36 | | |
| 12:22.76 (13) | 12:41.23 (13) | 13:00.06 (13) | 13:18.20 (12) | 13:36.39 (12) | 13:54.17 (12) | 14:11.08 (12) | 14:27.61 (13) | 14:43.97 (12) | | | |

| 12 Camille BUSCOMB NZL 11 Jul 90 14:58.59 | | | | | | | | | | PB | |
|--|---------------|---------------|---------------|---------------|---------------|---------------|---------------|---------------|---------------|-------|--|
| 1 | 2 | 3 | 4 | 5 | 6 | 7 | 8 | 9 | 10 | | |
| 18.54 | 18.00 | 17.58 | 17.82 | 17.74 | 18.44 | 18.01 | 17.79 | 17.50 | 17.11 | | |
| 18.54 (12) | 36.54 (13) | 54.12 (14) | 1:11.94 (14) | 1:29.68 (15) | 1:48.12 (15) | 2:06.13 (15) | 2:23.92 (15) | 2:41.42 (15) | 2:58.53 (15) | | |
| 11 | 17.98 | 17.96 | 18.04 | 18.06 | 18.19 | 18.35 | 17.77 | 17.04 | 17.45 | 17.53 | |
| 3:16.51 (15) | 3:34.47 (15) | 3:52.51 (15) | 4:10.57 (15) | 4:28.76 (15) | 4:47.11 (15) | 5:04.88 (15) | 5:21.92 (14) | 5:39.37 (14) | 5:56.90 (14) | | |
| 21 | 17.83 | 17.79 | 18.05 | 18.21 | 18.33 | 18.42 | 18.35 | 18.61 | 18.81 | 18.13 | |
| 6:14.73 (14) | 6:32.52 (14) | 6:50.57 (14) | 7:08.78 (14) | 7:27.11 (14) | 7:45.53 (14) | 8:03.88 (14) | 8:22.49 (14) | 8:41.30 (14) | 8:59.43 (11) | | |
| 31 | 17.59 | 17.67 | 18.06 | 18.31 | 18.38 | 18.36 | 18.03 | 18.86 | 18.47 | 18.56 | |
| 9:17.02 (11) | 9:34.69 (11) | 9:52.75 (11) | 10:11.06 (11) | 10:29.44 (11) | 10:47.80 (11) | 11:05.83 (11) | 11:24.69 (11) | 11:43.16 (11) | 12:01.72 (11) | | |
| 41 | 17.95 | 18.49 | 18.25 | 18.57 | 18.53 | 18.16 | 17.21 | 17.30 | 16.38 | | |
| 12:19.67 (11) | 12:38.16 (11) | 12:56.41 (11) | 13:14.98 (11) | 13:33.51 (11) | 13:51.67 (11) | 14:08.88 (11) | 14:26.18 (11) | 14:42.56 (11) | | | |

| 13 Andrea SECCAFIEN CAN 27 Aug 90 14:59.95 | | | | | | | | | | PB | |
|---|---------------|---------------|---------------|---------------|---------------|---------------|---------------|---------------|---------------|-------|--|
| 1 | 2 | 3 | 4 | 5 | 6 | 7 | 8 | 9 | 10 | | |
| 18.42 | 17.91 | 17.55 | 17.76 | 17.75 | 18.26 | 18.05 | 17.86 | 17.42 | 17.17 | | |
| 18.42 (9) | 36.33 (11) | 53.88 (12) | 1:11.64 (12) | 1:29.39 (11) | 1:47.65 (11) | 2:05.70 (12) | 2:23.56 (13) | 2:40.98 (12) | 2:58.15 (13) | | |
| 11 | 18.05 | 18.01 | 18.06 | 18.06 | 18.18 | 18.38 | 17.76 | 17.36 | 17.58 | 17.68 | |
| 3:16.20 (14) | 3:34.21 (14) | 3:52.27 (14) | 4:10.33 (14) | 4:28.51 (14) | 4:46.89 (14) | 5:04.65 (14) | 5:22.01 (15) | 5:39.59 (15) | 5:57.27 (15) | | |
| 21 | 17.76 | 17.99 | 17.78 | 18.31 | 18.24 | 18.42 | 18.34 | 18.62 | 18.77 | 18.59 | |
| 6:15.03 (15) | 6:33.02 (15) | 6:50.80 (15) | 7:09.11 (15) | 7:27.35 (15) | 7:45.77 (15) | 8:04.11 (15) | 8:22.73 (15) | 8:41.50 (15) | 9:00.09 (15) | | |
| 31 | 18.04 | 18.08 | 18.42 | 18.36 | 18.68 | 18.39 | 18.67 | 18.59 | 18.66 | 18.55 | |
| 9:18.13 (15) | 9:36.21 (13) | 9:54.63 (13) | 10:12.99 (13) | 10:31.67 (13) | 10:50.06 (13) | 11:08.73 (13) | 11:27.32 (13) | 11:45.98 (13) | 12:04.53 (14) | | |
| 41 | 18.39 | 18.48 | 18.89 | 18.08 | 18.09 | 18.10 | 16.86 | 16.76 | 16.09 | | |
| 12:22.92 (14) | 12:41.40 (14) | 13:00.29 (14) | 13:18.37 (13) | 13:36.46 (13) | 13:54.56 (14) | 14:11.42 (14) | 14:28.18 (14) | 14:44.27 (14) | | | |

| 14 Nozomi TANAKA JPN 4 Sep 99 15:00.01 | | | | | | | | | | PB | |
|---|---------------|---------------|---------------|---------------|---------------|---------------|---------------|---------------|---------------|-------|--|
| 1 | 2 | 3 | 4 | 5 | 6 | 7 | 8 | 9 | 10 | | |
| 18.58 | 18.06 | 17.61 | 17.69 | 17.72 | 18.31 | 17.93 | 17.82 | 17.49 | 17.10 | | |
| 18.58 (13) | 36.64 (14) | 54.25 (15) | 1:11.94 (15) | 1:29.66 (14) | 1:47.97 (14) | 2:05.90 (14) | 2:23.72 (14) | 2:41.21 (14) | 2:58.31 (14) | | |
| 11 | 17.73 | 17.96 | 18.11 | 18.03 | 18.19 | 18.34 | 17.66 | 17.28 | 17.23 | 17.26 | |
| 3:16.04 (13) | 3:34.00 (12) | 3:52.11 (13) | 4:10.14 (13) | 4:28.33 (13) | 4:46.67 (12) | 5:04.33 (13) | 5:21.61 (13) | 5:38.84 (13) | 5:56.10 (13) | | |
| 21 | 17.99 | 17.86 | 18.28 | 18.05 | 18.57 | 18.42 | 18.40 | 18.65 | 18.74 | 18.71 | |
| 6:14.09 (13) | 6:31.95 (12) | 6:50.23 (13) | 7:08.28 (12) | 7:26.85 (13) | 7:45.27 (13) | 8:03.67 (13) | 8:22.32 (13) | 8:41.06 (13) | 8:59.77 (13) | | |
| 31 | 18.14 | 18.07 | 18.42 | 18.37 | 18.65 | 18.43 | 18.67 | 18.51 | 18.74 | 18.45 | |
| 9:17.91 (13) | 9:35.98 (12) | 9:54.40 (12) | 10:12.77 (12) | 10:31.42 (12) | 10:49.85 (12) | 11:08.52 (12) | 11:27.03 (12) | 11:45.77 (12) | 12:04.22 (12) | | |
| 41 | 18.36 | 18.45 | 18.81 | 18.65 | 18.26 | 17.60 | 16.85 | 16.21 | 16.57 | | |
| 12:22.58 (12) | 12:41.03 (12) | 12:59.84 (12) | 13:18.49 (14) | 13:36.75 (14) | 13:54.35 (13) | 14:11.20 (13) | 14:27.41 (12) | 14:43.98 (13) | | | |

| 15 Dominique SCOTT RSA 24 Jun 92 15:24.47 | | | | | | | | | | PB | |
|--|---------------|---------------|---------------|---------------|---------------|---------------|---------------|---------------|---------------|-------|--|
| 1 | 2 | 3 | 4 | 5 | 6 | 7 | 8 | 9 | 10 | | |
| 18.25 | 17.97 | 17.41 | 17.77 | 17.82 | 18.31 | 18.00 | 17.82 | 17.44 | 16.92 | | |
| 18.25 (6) | 36.22 (9) | 53.63 (8) | 1:11.40 (8) | 1:29.22 (10) | 1:47.53 (10) | 2:05.53 (11) | 2:23.35 (11) | 2:40.79 (11) | 2:57.71 (9) | | |
| 11 | 17.98 | 18.06 | 18.01 | 18.06 | 18.19 | 18.39 | 17.38 | 17.16 | 16.99 | 17.72 | |
| 3:15.69 (10) | 3:33.75 (10) | 3:51.76 (10) | 4:09.82 (10) | 4:28.01 (10) | 4:46.40 (10) | 5:03.78 (10) | 5:20.94 (11) | 5:37.93 (11) | 5:55.65 (11) | | |
| 21 | 18.02 | 18.10 | 18.04 | 18.28 | 18.35 | 18.41 | 18.42 | 18.70 | 18.66 | 19.03 | |
| 6:13.67 (11) | 6:31.77 (11) | 6:49.81 (11) | 7:08.09 (11) | 7:26.44 (11) | 7:44.85 (11) | 8:03.27 (11) | 8:21.97 (11) | 8:40.63 (11) | 8:59.66 (12) | | |
| 31 | 18.05 | 18.84 | 18.66 | 19.18 | 19.31 | 19.46 | 19.32 | 19.73 | 19.95 | 19.91 | |
| 9:17.71 (12) | 9:36.55 (15) | 9:55.21 (15) | 10:14.39 (15) | 10:33.70 (15) | 10:53.16 (15) | 11:12.48 (15) | 11:32.21 (15) | 11:52.16 (15) | 12:12.07 (15) | | |
| 41 | 19.90 | 19.83 | 19.51 | 19.79 | 19.18 | 19.29 | 18.74 | 19.39 | 18.62 | | |
| 12:31.97 (15) | 12:51.80 (15) | 13:11.31 (15) | 13:31.10 (15) | 13:50.28 (15) | 14:09.57 (15) | 14:28.31 (15) | 14:47.70 (15) | 15:06.32 (15) | | | |



RESULT PROGRESSION



5000 Metres Women - Final

| RECORDS | RESULT NAME | COUNTRY | AGE | VENUE | DATE |
|--------------------------------|---------------------------|-------------------------|-----------------------|----------------|-------------|
| World Record WR | 14:11.15 Tirunesh DIBABA | ETH | 23 | Oslo (Bislett) | 6 Jun 2008 |
| Championships Record CR | 14:26.72 Hellen OBIRI | KEN | 30 | Doha | 5 Oct 2019 |
| World Leading WL | 14:20.36 Hellen OBIRI | KEN | 30 | London (GBR) | 21 Jul 2019 |
| Area Record AR | National Record NR | Personal Best PB | Season Best SB | | |

5 October 2019

| RANK | BIB | NAME | COUNTRY | DATE of BIRTH | PHASE | HEAT | PLACE | RESULT |
|------|-----|----------------------------|---------|---------------|---------|------|-------|----------------------|
| 1 | | Hellen OBIRI | KEN | 13 Dec 89 | Final | 1 | 1 | 14:26.72 CR |
| | | | | | Round 1 | 1 | 1 | 14:52.13 Q |
| 2 | | Margaret Chelimo KIPKEMBOI | KEN | 9 Feb 93 | Final | 1 | 2 | 14:27.49 PB |
| | | | | | Round 1 | 2 | 7 | 15:01.58 Q |
| 3 | | Konstanze KLOSTERHALFEN | GER | 18 Feb 97 | Final | 1 | 3 | 14:28.43 |
| | | | | | Round 1 | 2 | 6 | 15:01.57 Q |
| 4 | | Tsehay GEMECHU | ETH | 12 Dec 98 | Final | 1 | 4 | 14:29.60 PB |
| | | | | | Round 1 | 2 | 5 | 15:01.57 Q |
| 5 | | Lilian Kasait RENGERUK | KEN | 3 May 97 | Final | 1 | 5 | 14:36.05 PB |
| | | | | | Round 1 | 2 | 8 | 15:02.03 Q |
| 6 | | Fantu WORKU | ETH | 29 Mar 99 | Final | 1 | 6 | 14:40.47 PB |
| | | | | | Round 1 | 2 | 11 | 15:02.74 q |
| 7 | | Laura WEIGHTMAN | GBR | 1 Jul 91 | Final | 1 | 7 | 14:44.57 PB |
| | | | | | Round 1 | 2 | 10 | 15:02.24 Q |
| 8 | | Hawi FEYSA | ETH | 1 Feb 99 | Final | 1 | 8 | 14:44.92 |
| | | | | | Round 1 | 1 | 3 | 14:53.85 Q |
| 9 | | Karissa SCHWEIZER | USA | 4 May 96 | Final | 1 | 9 | 14:45.18 PB |
| | | | | | Round 1 | 1 | 2 | 14:52.41 Q PB |
| 10 | | Eilish MCCOLGAN | GBR | 25 Nov 90 | Final | 1 | 10 | 14:46.17 PB |
| | | | | | Round 1 | 1 | 4 | 14:55.79 Q |
| 11 | | Elinor PURRIER | USA | 20 Feb 95 | Final | 1 | 11 | 14:58.17 PB |
| | | | | | Round 1 | 1 | 15 | 15:08.82 q |
| 12 | | Camille BUSCOMB | NZL | 11 Jul 90 | Final | 1 | 12 | 14:58.59 PB |
| | | | | | Round 1 | 1 | 9 | 15:02.19 Q PB |
| 13 | | Andrea SECCAFIEN | CAN | 27 Aug 90 | Final | 1 | 13 | 14:59.95 PB |
| | | | | | Round 1 | 1 | 13 | 15:04.67 q PB |
| 14 | | Nozomi TANAKA | JPN | 4 Sep 99 | Final | 1 | 14 | 15:00.01 PB |
| | | | | | Round 1 | 1 | 12 | 15:04.66 q PB |
| 15 | | Dominique SCOTT | RSA | 24 Jun 92 | Final | 1 | 15 | 15:24.47 |
| | | | | | Round 1 | 1 | 14 | 15:05.01 q |

RESULT PROGRESSION
5000 Metres Women - Final

2 October 2019

| RANK | BIB | NAME | COUNTRY | DATE of BIRTH | PHASE | HEAT | PLACE | RESULT |
|------|-----|------|---------|---------------|-------|------|-------|--------|
|------|-----|------|---------|---------------|-------|------|-------|--------|

| ALL-TIME TOP LIST | | | | SEASON TOP LIST | | | |
|-------------------|---------------------------------|-------------------------------------|-----------|-----------------|-----------------------------------|-----------------|--------|
| RESULT | NAME | VENUE | DATE | RESULT | NAME | VENUE | 2019 |
| 14:11.15 | Tirunesh DIBABA (ETH) | Oslo (Bislett) | 6 Jun 08 | 14:20.36 | Hellen OBIRI (KEN) | London (GBR) | 21 Jul |
| 14:12.59 | Almaz AYANA (ETH) | Roma (Stadio Olimpico) | 2 Jun 16 | 14:20.68 | Agnes Jebet TIROP (KEN) | London (GBR) | 21 Jul |
| 14:12.88 | Meseret DEFAR (ETH) | Stockholm | 22 Jul 08 | 14:22.12 | Sifan HASSAN (NED) | London (GBR) | 21 Jul |
| 14:15.41 | Genzebe DIBABA (ETH) | Paris Saint-Denis (Stade de France) | 4 Jul 15 | 14:26.76 | Konstanze KLOSTERHALFEN (GER) | Berlin (GER) | 3 Aug |
| 14:18.37 | Hellen OBIRI (KEN) | Roma (Stadio Olimpico) | 8 Jun 17 | 14:27.49 | Margaret Chelimo KIPKEMBOI (KEN) | Doha | 5 Oct |
| 14:20.68 | Agnes Jebet TIROP (KEN) | London (GBR) | 21 Jul 19 | 14:29.54 | Letesenbet GIDEY (ETH) | Bruxelles (BEL) | 6 Sep |
| 14:20.87 | Vivian Jepkemoi CHERUIYOT (KEN) | Munich (Olympiastadion) | 29 Jul 11 | 14:29.60 | Tsehay GEMECHU (ETH) | Doha | 5 Oct |
| 14:22.12 | Sifan HASSAN (NED) | London (GBR) | 21 Jul 19 | 14:36.05 | Lilian Kasait RENGERUK (KEN) | Doha | 5 Oct |
| 14:23.14 | Letesenbet GIDEY (ETH) | Rabat (MAR) | 13 Jul 18 | 14:36.10 | Caroline Chepkoech KIPKIRUI (KEN) | London (GBR) | 21 Jul |
| 14:23.33 | Senbere TEFERI (ETH) | Rabat (MAR) | 13 Jul 18 | 14:38.76 | Hawi FEYSA (ETH) | Hengelo (NED) | 9 Jun |

SUMMARY



5000 Metres Women - Round 1

First 5 in each heat (Q) and the next 5 fastest (q) advance to the Final

| RECORDS | RESULT | NAME | COUNTRY | AGE | VENUE | DATE |
|--------------------------------|----------|---------------------------|---------|-------------------------|----------------------------|-----------------------|
| World Record WR | 14:11.15 | Tirunesh DIBABA | ETH | 23 | Oslo (Bislett) | 6 Jun 2008 |
| Championships Record CR | 14:26.83 | Almaz AYANA | ETH | 24 | Beijing (National Stadium) | 30 Aug 2015 |
| World Leading WL | 14:20.36 | Hellen OBIRI | KEN | 30 | London (GBR) | 21 Jul 2019 |
| Area Record AR | | National Record NR | | Personal Best PB | | Season Best SB |

2 October 2019

| RANK | PLACE | HEAT | BIB | NAME | COUNTRY | DATE OF BIRTH | RESULT | |
|------|-------|------|-----|----------------------------|---------|---------------|----------|-------------|
| 1 | 1 | 1 | | Hellen OBIRI | KEN | 13 Dec 89 | 14:52.13 | Q |
| 2 | 2 | 1 | | Karissa SCHWEIZER | USA | 4 May 96 | 14:52.41 | Q PB |
| 3 | 3 | 1 | | Hawi FEYSA | ETH | 1 Feb 99 | 14:53.85 | Q |
| 4 | 4 | 1 | | Eilish MCCOLGAN | GBR | 25 Nov 90 | 14:55.79 | Q |
| 5 | 1 | 2 | | Tsehay GEMECHU | ETH | 12 Dec 98 | 15:01.57 | Q |
| 6 | 2 | 2 | | Konstanze KLOSTERHALFEN | GER | 18 Feb 97 | 15:01.57 | Q |
| 7 | 3 | 2 | | Margaret Chelimo KIPKEMBOI | KEN | 9 Feb 93 | 15:01.58 | Q |
| 8 | 4 | 2 | | Lilian Kasait RENGERUK | KEN | 3 May 97 | 15:02.03 | Q |
| 9 | 5 | 1 | | Camille BUSCOMB | NZL | 11 Jul 90 | 15:02.19 | Q PB |
| 10 | 5 | 2 | | Laura WEIGHTMAN | GBR | 1 Jul 91 | 15:02.24 | Q |
| 11 | 6 | 2 | | Fantu WORKU | ETH | 29 Mar 99 | 15:02.74 | q |
| 12 | 6 | 1 | | Nozomi TANAKA | JPN | 4 Sep 99 | 15:04.66 | q PB |
| 13 | 7 | 1 | | Andrea SECCAFIEN | CAN | 27 Aug 90 | 15:04.67 | q PB |
| 14 | 8 | 1 | | Dominique SCOTT | RSA | 24 Jun 92 | 15:05.01 | q |
| 15 | 9 | 1 | | Elinor PURRIER | USA | 20 Feb 95 | 15:08.82 | q |
| 16 | 7 | 2 | | Anna Emilie MØLLER | DEN | 28 Jul 97 | 15:11.76 | |
| 17 | 10 | 1 | | Sarah CHELANGAT | UGA | 5 Jun 01 | 15:19.90 | |
| 18 | 11 | 1 | | Hanna KLEIN | GER | 6 Apr 93 | 15:28.65 | |
| 19 | 8 | 2 | | Rachel SCHNEIDER | USA | 18 Jul 91 | 15:30.00 | |
| 20 | 9 | 2 | | Melissa DUNCAN | AUS | 30 Jan 90 | 15:37.37 | |
| 21 | 10 | 2 | | Rachel CLIFF | CAN | 1 Apr 88 | 15:41.27 | |
| 22 | 11 | 2 | | Jessica JUDD | GBR | 7 Jan 95 | 15:51.48 | |
| 23 | 12 | 2 | | Valeriya ZHANDAROVA | GEO | 17 Mar 94 | 15:52.11 | |
| 24 | 13 | 2 | | Tomoka KIMURA | JPN | 12 Nov 94 | 15:53.08 | |
| 25 | 12 | 1 | | Florencia BORELLI | ARG | 30 Oct 92 | 15:56.49 | |
| 26 | 13 | 1 | | Cavaline NAHIMANA | BDI | 14 Jan 97 | 16:25.82 | |
| | | 1 | | Karoline Bjerkeli GRØVDAL | NOR | 14 Jun 90 | DNF | |
| | | 1 | | Maureen KOSTER | NED | 3 Jul 92 | DNF | |
| | | 2 | | Tigist GASHAW | BRN | 25 Dec 96 | DNF | |

| ALL-TIME TOP LIST | | | | SEASON TOP LIST | | | |
|-------------------|---------------------------------|------------------------------------|-----------|-----------------|-----------------------------------|-----------------|--------|
| RESULT | NAME | VENUE | DATE | RESULT | NAME | VENUE | 2019 |
| 14:11.15 | Tirunesh DIBABA (ETH) | Oslo (Bislett) | 6 Jun 08 | 14:20.36 | Hellen OBIRI (KEN) | London (GBR) | 21 Jul |
| 14:12.59 | Almaz AYANA (ETH) | Roma (Stadio Olimpico) | 2 Jun 16 | 14:20.68 | Aqnes Jebet TIROP (KEN) | London (GBR) | 21 Jul |
| 14:12.88 | Meseret DEFAR (ETH) | Stockholm | 22 Jul 08 | 14:22.12 | Sifan HASSAN (NED) | London (GBR) | 21 Jul |
| 14:15.41 | Genzebe DIBABA (ETH) | iris Saint-Denis (Stade de France) | 4 Jul 15 | 14:26.76 | Konstanze KLOSTERHALFEN (GER) | Berlin (GER) | 3 Aug |
| 14:18.37 | Hellen OBIRI (KEN) | Roma (Stadio Olimpico) | 8 Jun 17 | 14:29.54 | Letesenbet GIDEY (ETH) | Bruxelles (BEL) | 6 Sep |
| 14:20.68 | Aqnes Jebet TIROP (KEN) | London (GBR) | 21 Jul 19 | 14:31.69 | Margaret Chelimo KIPKEMBOI (KEN) | London (GBR) | 21 Jul |
| 14:20.87 | Vivian Jepkemoi CHERUIYOT (KEN) | im (Olympiastadion) | 29 Jul 11 | 14:36.10 | Caroline Chepkoech KIPKIRUI (KEN) | London (GBR) | 21 Jul |
| 14:22.12 | Sifan HASSAN (NED) | London (GBR) | 21 Jul 19 | 14:38.76 | Hawi FEYSA (ETH) | Hengelo (NED) | 9 Jun |
| 14:23.14 | Letesenbet GIDEY (ETH) | Rabat (MAR) | 13 Jul 18 | 14:40.25 | Eva CHERONO (KEN) | London (GBR) | 21 Jul |
| 14:23.33 | Senbere TEFERI (ETH) | Rabat (MAR) | 13 Jul 18 | 14:44.12 | Gabriela DEBUES-STAFFORD (CAN) | Bruxelles (BEL) | 6 Sep |

RACE ANALYSIS
5000 Metres Women - Round 1

| 6 Fantu WORKU | | | | | | | | | | ETH 29 Mar 99 | | | | | | | | | | 15:02.74 | | | | | | | | | | | | | | | | | | | | | | | | | | | | | | | | | | | | | | | | | | | | | | | | | | | | | | | | | | | | | | | | | | | | | | | | | | | | | | | | | | | | | | | | | | | | | | | | | | | | | | | | | | | | | | | | | | | | | | | |
|---------------|-------|---|-------|---|-------|---|-------|---|-------|---------------|-------|---|-------|---|-------|---|-------|----|-------|----------|-------|----|-------|----|-------|----|-------|----|-------|----|-------|----|-------|----|-------|----|-------|----|-------|----|-------|----|-------|----|-------|----|-------|----|-------|----|-------|----|-------|----|-------|----|-------|----|-------|----|-------|----|-------|----|-------|----|-------|----|-------|----|-------|----|-------|----|-------|----|-------|----|-------|----|-------|----|-------|----|-------|----|-------|----|-------|----|-------|----|-------|----|-------|----|-------|----|-------|----|--------------|----|--------------|----|--------------|----|--------------|----|--------------|----|--------------|----|--------------|----|--------------|----|--------------|----|--|----|--|----|--|----|--|----|--|----|--|----|--|----|--|----|--|----|--|----|--|
| 1 | 18.90 | 2 | 20.13 | 3 | 19.62 | 4 | 19.69 | 5 | 19.66 | 6 | 18.61 | 7 | 19.78 | 8 | 18.79 | 9 | 18.77 | 10 | 18.56 | 11 | 18.68 | 12 | 17.61 | 13 | 19.15 | 14 | 18.63 | 15 | 18.30 | 16 | 19.55 | 17 | 17.75 | 18 | 17.84 | 19 | 18.12 | 20 | 17.99 | 21 | 17.87 | 22 | 18.21 | 23 | 19.30 | 24 | 19.34 | 25 | 19.55 | 26 | 18.89 | 27 | 19.35 | 28 | 18.75 | 29 | 19.29 | 30 | 18.64 | 31 | 19.26 | 32 | 18.06 | 33 | 17.48 | 34 | 16.84 | 35 | 17.21 | 36 | 17.68 | 37 | 18.01 | 38 | 17.12 | 39 | 16.64 | 40 | 16.65 | 41 | 16.73 | 42 | 16.44 | 43 | 16.88 | 44 | 16.59 | 45 | 16.73 | 46 | 16.05 | 47 | 15.75 | 48 | 15.72 | 49 | 15.46 | 50 | 15.46 | 51 | 12:37.00 (5) | 52 | 12:53.44 (3) | 53 | 13:10.32 (5) | 54 | 13:26.91 (5) | 55 | 13:43.64 (5) | 56 | 13:59.69 (3) | 57 | 14:15.44 (3) | 58 | 14:31.16 (4) | 59 | 14:46.62 (3) | 60 | | 61 | | 62 | | 63 | | 64 | | 65 | | 66 | | 67 | | 68 | | 69 | | 70 | |

| 7 Anna Emilie MØLLER | | | | | | | | | | DEN 28 Jul 97 | | | | | | | | | | 15:11.76 | | | | | | | | | | | | | | | | | | | | | | | | | | | | | | | | | | | | | | | | | | | | | | | | | | | | | | | | | | | | | | | | | | | | | | | | | | | | | | | | | | | | | | | | | | | | | | | | | | | | | | | | | | | | | | | | | | | | | | | |
|----------------------|-------|---|-------|---|-------|---|-------|---|-------|---------------|-------|---|-------|---|-------|---|-------|----|-------|----------|-------|----|-------|----|-------|----|-------|----|-------|----|-------|----|-------|----|-------|----|-------|----|-------|----|-------|----|-------|----|-------|----|-------|----|-------|----|-------|----|-------|----|-------|----|-------|----|-------|----|-------|----|-------|----|-------|----|-------|----|-------|----|-------|----|-------|----|-------|----|-------|----|-------|----|-------|----|-------|----|-------|----|-------|----|-------|----|-------|----|-------|----|-------|----|-------|----|-------|----|--------------|----|--------------|----|--------------|----|--------------|----|--------------|----|--------------|----|--------------|----|--------------|----|--------------|----|--|----|--|----|--|----|--|----|--|----|--|----|--|----|--|----|--|----|--|----|--|
| 1 | 19.09 | 2 | 19.54 | 3 | 19.77 | 4 | 20.07 | 5 | 19.52 | 6 | 18.68 | 7 | 19.46 | 8 | 19.14 | 9 | 19.05 | 10 | 18.49 | 11 | 18.70 | 12 | 17.73 | 13 | 19.43 | 14 | 18.37 | 15 | 18.31 | 16 | 19.57 | 17 | 18.60 | 18 | 17.64 | 19 | 18.27 | 20 | 17.81 | 21 | 17.87 | 22 | 17.66 | 23 | 19.29 | 24 | 19.16 | 25 | 19.62 | 26 | 18.60 | 27 | 19.27 | 28 | 19.02 | 29 | 18.83 | 30 | 18.48 | 31 | 19.36 | 32 | 18.46 | 33 | 17.53 | 34 | 16.97 | 35 | 16.99 | 36 | 17.62 | 37 | 17.89 | 38 | 17.17 | 39 | 16.94 | 40 | 16.64 | 41 | 16.77 | 42 | 16.63 | 43 | 16.81 | 44 | 16.79 | 45 | 17.03 | 46 | 17.04 | 47 | 17.19 | 48 | 17.66 | 49 | 17.93 | 50 | 17.93 | 51 | 12:37.38 (7) | 52 | 12:54.01 (7) | 53 | 13:10.82 (7) | 54 | 13:27.61 (7) | 55 | 13:44.64 (7) | 56 | 14:01.68 (7) | 57 | 14:18.87 (7) | 58 | 14:36.53 (7) | 59 | 14:54.46 (7) | 60 | | 61 | | 62 | | 63 | | 64 | | 65 | | 66 | | 67 | | 68 | | 69 | | 70 | |

| 8 Rachel SCHNEIDER | | | | | | | | | | USA 18 Jul 91 | | | | | | | | | | 15:30.00 | | | | | | | | | | | | | | | | | | | | | | | | | | | | | | | | | | | | | | | | | | | | | | | | | | | | | | | | | | | | | | | | | | | | | | | | | | | | | | | | | | | | | | | | | | | | | | | | | | | | | | | | | | | | | | | | | | | | | | | |
|--------------------|-------|---|-------|---|-------|---|-------|---|-------|---------------|-------|---|-------|---|-------|---|-------|----|-------|----------|-------|----|-------|----|-------|----|-------|----|-------|----|-------|----|-------|----|-------|----|-------|----|-------|----|-------|----|-------|----|-------|----|-------|----|-------|----|-------|----|-------|----|-------|----|-------|----|-------|----|-------|----|-------|----|-------|----|-------|----|-------|----|-------|----|-------|----|-------|----|-------|----|-------|----|-------|----|-------|----|-------|----|-------|----|-------|----|-------|----|-------|----|-------|----|-------|----|-------|----|--------------|----|--------------|----|--------------|----|--------------|----|--------------|----|--------------|----|--------------|----|--------------|----|--------------|----|--|----|--|----|--|----|--|----|--|----|--|----|--|----|--|----|--|----|--|----|--|
| 1 | 18.95 | 2 | 20.17 | 3 | 19.79 | 4 | 19.64 | 5 | 19.58 | 6 | 18.40 | 7 | 19.45 | 8 | 19.14 | 9 | 18.96 | 10 | 18.58 | 11 | 18.37 | 12 | 18.34 | 13 | 19.12 | 14 | 18.60 | 15 | 18.45 | 16 | 19.33 | 17 | 18.34 | 18 | 17.84 | 19 | 18.07 | 20 | 18.03 | 21 | 17.74 | 22 | 17.89 | 23 | 19.29 | 24 | 19.31 | 25 | 19.47 | 26 | 18.94 | 27 | 19.19 | 28 | 18.99 | 29 | 18.71 | 30 | 18.22 | 31 | 19.26 | 32 | 19.03 | 33 | 17.45 | 34 | 16.90 | 35 | 16.98 | 36 | 17.64 | 37 | 17.96 | 38 | 17.14 | 39 | 17.13 | 40 | 17.61 | 41 | 18.03 | 42 | 18.37 | 43 | 18.62 | 44 | 18.88 | 45 | 19.07 | 46 | 18.98 | 47 | 19.09 | 48 | 19.01 | 49 | 19.11 | 50 | 19.11 | 51 | 12:40.03 (8) | 52 | 12:58.40 (8) | 53 | 13:17.02 (8) | 54 | 13:35.90 (8) | 55 | 13:54.97 (8) | 56 | 14:13.95 (8) | 57 | 14:33.04 (8) | 58 | 14:52.05 (8) | 59 | 15:11.16 (8) | 60 | | 61 | | 62 | | 63 | | 64 | | 65 | | 66 | | 67 | | 68 | | 69 | | 70 | |

| 9 Melissa DUNCAN | | | | | | | | | | AUS 30 Jan 90 | | | | | | | | | | 15:37.37 | | | | | | | | | | | | | | | | | | | | | | | | | | | | | | | | | | | | | | | | | | | | | | | | | | | | | | | | | | | | | | | | | | | | | | | | | | | | | | | | | | | | | | | | | | | | | | | | | | | | | | | | | | | | | | | | | | | | | | | |
|------------------|-------|---|-------|---|-------|---|-------|---|-------|---------------|-------|---|-------|---|-------|---|-------|----|-------|----------|-------|----|-------|----|-------|----|-------|----|-------|----|-------|----|-------|----|-------|----|-------|----|-------|----|-------|----|-------|----|-------|----|-------|----|-------|----|-------|----|-------|----|-------|----|-------|----|-------|----|-------|----|-------|----|-------|----|-------|----|-------|----|-------|----|-------|----|-------|----|-------|----|-------|----|-------|----|-------|----|-------|----|-------|----|-------|----|-------|----|-------|----|-------|----|-------|----|-------|----|--------------|----|--------------|----|--------------|----|--------------|----|--------------|----|--------------|----|--------------|----|--------------|----|--------------|----|--|----|--|----|--|----|--|----|--|----|--|----|--|----|--|----|--|----|--|----|--|
| 1 | 18.53 | 2 | 20.24 | 3 | 19.85 | 4 | 19.66 | 5 | 19.65 | 6 | 18.39 | 7 | 19.07 | 8 | 19.18 | 9 | 18.99 | 10 | 18.59 | 11 | 18.62 | 12 | 18.35 | 13 | 19.07 | 14 | 18.62 | 15 | 18.48 | 16 | 19.41 | 17 | 18.17 | 18 | 17.94 | 19 | 18.07 | 20 | 18.00 | 21 | 17.74 | 22 | 17.97 | 23 | 19.18 | 24 | 19.35 | 25 | 19.50 | 26 | 18.89 | 27 | 19.32 | 28 | 18.72 | 29 | 19.13 | 30 | 18.56 | 31 | 19.09 | 32 | 18.88 | 33 | 17.23 | 34 | 17.14 | 35 | 17.20 | 36 | 17.62 | 37 | 17.97 | 38 | 18.16 | 39 | 18.51 | 40 | 18.86 | 41 | 19.36 | 42 | 19.04 | 43 | 19.65 | 44 | 19.50 | 45 | 19.70 | 46 | 19.66 | 47 | 19.53 | 48 | 18.77 | 49 | 18.70 | 50 | 18.70 | 51 | 12:45.26 (9) | 52 | 13:04.30 (9) | 53 | 13:23.95 (9) | 54 | 13:43.45 (9) | 55 | 14:03.15 (9) | 56 | 14:22.81 (9) | 57 | 14:42.34 (9) | 58 | 15:01.11 (9) | 59 | 15:19.81 (9) | 60 | | 61 | | 62 | | 63 | | 64 | | 65 | | 66 | | 67 | | 68 | | 69 | | 70 | |

| 10 Rachel CLIFF | | | | | | | | | | CAN 1 Apr 88 | | | | | | | | | | 15:41.27 | | | | | | | | | | | | | | | | | | | | | | | | | | | | | | | | | | | | | | | | | | | | | | | | | | | | | | | | | | | | | | | | | | | | | | | | | | | | | | | | | | | | | | | | | | | | | | | | | | | | | | | | | | | | | | | | | | | | | | | |
|-----------------|-------|---|-------|---|-------|---|-------|---|-------|--------------|-------|---|-------|---|-------|---|-------|----|-------|----------|-------|----|-------|----|-------|----|-------|----|-------|----|-------|----|-------|----|-------|----|-------|----|-------|----|-------|----|-------|----|-------|----|-------|----|-------|----|-------|----|-------|----|-------|----|-------|----|-------|----|-------|----|-------|----|-------|----|-------|----|-------|----|-------|----|-------|----|-------|----|-------|----|-------|----|-------|----|-------|----|-------|----|-------|----|-------|----|-------|----|-------|----|-------|----|-------|----|-------|----|---------------|----|---------------|----|---------------|----|---------------|----|---------------|----|---------------|----|---------------|----|---------------|----|---------------|----|--|----|--|----|--|----|--|----|--|----|--|----|--|----|--|----|--|----|--|----|--|
| 1 | 18.77 | 2 | 20.19 | 3 | 19.91 | 4 | 19.92 | 5 | 19.55 | 6 | 18.56 | 7 | 19.27 | 8 | 19.20 | 9 | 18.79 | 10 | 18.69 | 11 | 18.53 | 12 | 18.25 | 13 | 19.07 | 14 | 18.61 | 15 | 18.48 | 16 | 19.21 | 17 | 18.47 | 18 | 17.92 | 19 | 18.11 | 20 | 17.94 | 21 | 18.04 | 22 | 17.72 | 23 | 19.21 | 24 | 19.16 | 25 | 19.41 | 26 | 19.01 | 27 | 19.23 | 28 | 18.84 | 29 | 18.91 | 30 | 18.46 | 31 | 19.33 | 32 | 18.76 | 33 | 18.28 | 34 | 17.64 | 35 | 18.35 | 36 | 18.59 | 37 | 18.82 | 38 | 18.79 | 39 | 18.89 | 40 | 18.45 | 41 | 19.10 | 42 | 19.26 | 43 | 19.16 | 44 | 19.04 | 45 | 19.16 | 46 | 19.16 | 47 | 18.94 | 48 | 18.80 | 49 | 19.02 | 50 | 19.02 | 51 | 12:50.43 (10) | 52 | 13:09.69 (10) | 53 | 13:28.85 (10) | 54 | 13:47.89 (10) | 55 | 14:07.05 (10) | 56 | 14:26.21 (10) | 57 | 14:45.15 (10) | 58 | 15:03.95 (10) | 59 | 15:22.97 (10) | 60 | | 61 | | 62 | | 63 | | 64 | | 65 | | 66 | | 67 | | 68 | | 69 | | 70 | |



RACE ANALYSIS
5000 Metres Women - Round 1

11 Jessica JUDD GBR 7 Jan 95 15:51.48

| | | | | | | | | | | | | | | | | | | | |
|----|---------------|------------------|------------------|--------------------|--------------------|--------------------|--------------------|--------------------|--------------------|--------------------|-------|----|-------|----|-------|----|-------|----|-------|
| 1 | 18.48 | 2 | 19.94 | 3 | 19.74 | 4 | 19.75 | 5 | 19.52 | 6 | 18.69 | 7 | 19.06 | 8 | 19.12 | 9 | 19.05 | 10 | 18.54 |
| | 18.48 (2) | 38.42 (1) | 58.16 (1) | 1:17.91 (1) | 1:37.43 (1) | 1:56.12 (3) | 2:15.18 (1) | 2:34.30 (1) | 2:53.35 (1) | 3:11.89 (1) | | | | | | | | | |
| 11 | 18.85 | 12 | 18.59 | 13 | 19.72 | 14 | 18.47 | 15 | 18.62 | 16 | 18.47 | 17 | 18.65 | 18 | 18.16 | 19 | 18.24 | 20 | 17.82 |
| | 3:30.74 (3) | 3:49.33 (10) | 4:09.05 (13) | 4:27.52 (13) | 4:46.14 (13) | 5:04.61 (6) | 5:23.26 (9) | 5:41.42 (13) | 5:59.66 (13) | 6:17.48 (13) | | | | | | | | | |
| 21 | 17.93 | 22 | 17.57 | 23 | 19.25 | 24 | 18.93 | 25 | 19.55 | 26 | 18.29 | 27 | 19.17 | 28 | 18.76 | 29 | 19.17 | 30 | 18.66 |
| | 6:35.41 (12) | 6:52.98 (12) | 7:12.23 (11) | 7:31.16 (8) | 7:50.71 (8) | 8:09.00 (1) | 8:28.17 (2) | 8:46.93 (2) | 9:06.10 (2) | 9:24.76 (4) | | | | | | | | | |
| 31 | 19.21 | 32 | 19.10 | 33 | 18.02 | 34 | 18.12 | 35 | 18.36 | 36 | 18.59 | 37 | 18.81 | 38 | 18.87 | 39 | 19.24 | 40 | 19.29 |
| | 9:43.97 (5) | 10:03.07 (7) | 10:21.09 (10) | 10:39.21 (10) | 10:57.57 (10) | 11:16.16 (10) | 11:34.97 (10) | 11:53.84 (10) | 12:13.08 (11) | 12:32.37 (11) | | | | | | | | | |
| 41 | 19.47 | 42 | 19.70 | 43 | 20.05 | 44 | 20.05 | 45 | 20.15 | 46 | 19.93 | 47 | 20.00 | 48 | 20.16 | 49 | 20.06 | | |
| | 12:51.84 (11) | 13:11.54 (11) | 13:31.59 (11) | 13:51.64 (11) | 14:11.79 (11) | 14:31.72 (11) | 14:51.72 (11) | 15:11.88 (11) | 15:31.94 (11) | | | | | | | | | | |

12 Valeriya ZHANDAROVA GEO 17 Mar 94 15:52.11

| | | | | | | | | | | | | | | | | | | | |
|----|---------------|---------------|---------------|---------------|---------------|---------------|---------------|---------------|---------------|---------------|-------|----|-------|----|-------|----|-------|----|-------|
| 1 | 19.53 | 2 | 20.06 | 3 | 19.91 | 4 | 19.35 | 5 | 19.49 | 6 | 18.18 | 7 | 19.27 | 8 | 19.56 | 9 | 19.29 | 10 | 18.32 |
| | 19.53 (14) | 39.59 (14) | 59.50 (14) | 1:18.85 (12) | 1:38.34 (13) | 1:56.52 (7) | 2:15.79 (6) | 2:35.35 (12) | 2:54.64 (14) | 3:12.96 (13) | | | | | | | | | |
| 11 | 18.45 | 12 | 18.40 | 13 | 19.45 | 14 | 18.41 | 15 | 18.80 | 16 | 18.70 | 17 | 18.81 | 18 | 18.13 | 19 | 18.33 | 20 | 18.17 |
| | 3:31.41 (12) | 3:49.81 (14) | 4:09.26 (14) | 4:27.67 (14) | 4:46.47 (14) | 5:05.17 (14) | 5:23.98 (14) | 5:42.11 (14) | 6:00.44 (14) | 6:18.61 (14) | | | | | | | | | |
| 21 | 18.87 | 22 | 18.72 | 23 | 19.02 | 24 | 18.85 | 25 | 19.13 | 26 | 18.90 | 27 | 19.15 | 28 | 19.00 | 29 | 19.28 | 30 | 19.11 |
| | 6:37.48 (14) | 6:56.20 (14) | 7:15.22 (14) | 7:34.07 (14) | 7:53.20 (14) | 8:12.10 (14) | 8:31.25 (14) | 8:50.25 (14) | 9:09.53 (14) | 9:28.64 (14) | | | | | | | | | |
| 31 | 19.38 | 32 | 19.36 | 33 | 19.44 | 34 | 19.11 | 35 | 19.61 | 36 | 19.66 | 37 | 19.64 | 38 | 19.49 | 39 | 19.69 | 40 | 19.54 |
| | 9:48.02 (14) | 10:07.38 (14) | 10:26.82 (14) | 10:45.93 (14) | 11:05.54 (14) | 11:25.20 (14) | 11:44.84 (14) | 12:04.33 (14) | 12:24.02 (14) | 12:43.56 (14) | | | | | | | | | |
| 41 | 19.73 | 42 | 19.52 | 43 | 19.99 | 44 | 19.46 | 45 | 19.29 | 46 | 18.65 | 47 | 19.00 | 48 | 18.49 | 49 | 17.99 | | |
| | 13:03.29 (14) | 13:22.81 (13) | 13:42.80 (13) | 14:02.26 (13) | 14:21.55 (13) | 14:40.20 (13) | 14:59.20 (13) | 15:17.69 (13) | 15:35.68 (13) | | | | | | | | | | |

13 Tomoka KIMURA JPN 12 Nov 94 15:53.08

| | | | | | | | | | | | | | | | | | | | |
|----|---------------|---------------|---------------|---------------|---------------|---------------|---------------|---------------|---------------|---------------|-------|----|-------|----|-------|----|-------|----|-------|
| 1 | 19.24 | 2 | 20.07 | 3 | 19.80 | 4 | 19.68 | 5 | 19.18 | 6 | 18.20 | 7 | 19.65 | 8 | 19.01 | 9 | 18.94 | 10 | 18.50 |
| | 19.24 (13) | 39.31 (13) | 59.11 (12) | 1:18.79 (11) | 1:37.97 (6) | 1:56.17 (4) | 2:15.82 (7) | 2:34.83 (5) | 2:53.77 (4) | 3:12.27 (5) | | | | | | | | | |
| 11 | 18.89 | 12 | 18.26 | 13 | 19.37 | 14 | 18.48 | 15 | 18.44 | 16 | 19.21 | 17 | 18.69 | 18 | 17.59 | 19 | 18.12 | 20 | 17.98 |
| | 3:31.16 (8) | 3:49.42 (12) | 4:08.79 (12) | 4:27.27 (11) | 4:45.71 (10) | 5:04.92 (12) | 5:23.61 (13) | 5:41.20 (11) | 5:59.32 (10) | 6:17.30 (11) | | | | | | | | | |
| 21 | 17.94 | 22 | 17.72 | 23 | 19.29 | 24 | 19.17 | 25 | 19.53 | 26 | 18.78 | 27 | 19.31 | 28 | 18.71 | 29 | 19.13 | 30 | 18.59 |
| | 6:35.24 (11) | 6:52.96 (11) | 7:12.25 (12) | 7:31.42 (12) | 7:50.95 (12) | 8:09.73 (11) | 8:29.04 (12) | 8:47.75 (11) | 9:06.88 (11) | 9:25.47 (13) | | | | | | | | | |
| 31 | 19.20 | 32 | 18.83 | 33 | 18.06 | 34 | 18.85 | 35 | 19.19 | 36 | 19.98 | 37 | 20.01 | 38 | 19.67 | 39 | 19.85 | 40 | 20.22 |
| | 9:44.67 (12) | 10:03.50 (12) | 10:21.56 (11) | 10:40.41 (12) | 10:59.60 (12) | 11:19.58 (12) | 11:39.59 (12) | 11:59.26 (12) | 12:19.11 (12) | 12:39.33 (12) | | | | | | | | | |
| 41 | 19.41 | 42 | 19.38 | 43 | 19.61 | 44 | 19.95 | 45 | 19.62 | 46 | 19.39 | 47 | 19.47 | 48 | 19.41 | 49 | 18.70 | | |
| | 12:58.74 (12) | 13:18.12 (12) | 13:37.73 (12) | 13:57.68 (12) | 14:17.30 (12) | 14:36.69 (12) | 14:56.16 (12) | 15:15.57 (12) | 15:34.27 (12) | | | | | | | | | | |

Tigist GASHAW BRN 25 Dec 96 DNF

| | | | | | | | | | | | | | | | | | | | |
|----|------------------|---------------|---------------|---------------|---------------|--------------------|---------------|---------------|---------------|---------------|-------|----|-------|----|-------|----|-------|----|-------|
| 1 | 18.40 | 2 | 20.20 | 3 | 19.77 | 4 | 19.78 | 5 | 19.53 | 6 | 18.18 | 7 | 19.50 | 8 | 19.17 | 9 | 19.07 | 10 | 18.54 |
| | 18.40 (1) | 38.60 (2) | 58.37 (3) | 1:18.15 (3) | 1:37.68 (3) | 1:55.86 (1) | 2:15.36 (2) | 2:34.53 (2) | 2:53.60 (3) | 3:12.14 (3) | | | | | | | | | |
| 11 | 18.22 | 12 | 18.40 | 13 | 19.13 | 14 | 18.61 | 15 | 18.16 | 16 | 19.64 | 17 | 18.28 | 18 | 17.92 | 19 | 18.06 | 20 | 18.04 |
| | 3:30.36 (2) | 3:48.76 (2) | 4:07.89 (2) | 4:26.50 (2) | 4:44.66 (2) | 5:04.30 (2) | 5:22.58 (3) | 5:40.50 (4) | 5:58.56 (3) | 6:16.60 (3) | | | | | | | | | |
| 21 | 17.95 | 22 | 17.86 | 23 | 19.51 | 24 | 19.27 | 25 | 19.55 | 26 | 18.47 | 27 | 19.43 | 28 | 18.89 | 29 | 19.35 | 30 | 18.33 |
| | 6:34.55 (4) | 6:52.41 (5) | 7:11.92 (8) | 7:31.19 (9) | 7:50.74 (9) | 8:09.21 (4) | 8:28.64 (7) | 8:47.53 (8) | 9:06.88 (12) | 9:25.21 (9) | | | | | | | | | |
| 31 | 19.36 | 32 | 18.90 | 33 | 18.74 | 34 | 18.62 | 35 | 19.39 | 36 | 19.75 | 37 | 20.23 | 38 | 19.50 | 39 | 19.73 | 40 | 20.44 |
| | 9:44.57 (10) | 10:03.47 (11) | 10:22.21 (13) | 10:40.83 (13) | 11:00.22 (13) | 11:19.97 (13) | 11:40.20 (13) | 11:59.70 (13) | 12:19.43 (13) | 12:39.87 (13) | | | | | | | | | |
| 41 | 20.58 | | | | | | | | | | | | | | | | | | |
| | 13:00.45 (13) | | | | | | | | | | | | | | | | | | |



RESULTS



5000 Metres Women - Round 1

First 5 in each heat (Q) and the next 5 fastest (q) advance to the Final

| RECORDS | RESULT NAME | COUNTRY | AGE | VENUE | DATE |
|--------------------------------|---------------------------------|-------------------------|-----------------------|----------------------------|-------------|
| World Record WR | 14:11.15 Tirunesh DIBABA | ETH | 23 | Oslo (Bislett) | 6 Jun 2008 |
| Championships Record CR | 14:26.83 Almaz AYANA | ETH | 24 | Beijing (National Stadium) | 30 Aug 2015 |
| World Leading WL | 14:20.36 Hellen OBIRI | KEN | 30 | London (GBR) | 21 Jul 2019 |
| Area Record AR | National Record NR | Personal Best PB | Season Best SB | | |

Heat 1

2

2 October 2019 18:25 START TIME

26° C TEMPERATURE 59% HUMIDITY

| PLACE | NAME | COUNTRY | DATE OF BIRTH | ORDER | RESULT | |
|-------|---------------------------|---------|---------------|-------|-----------------|--------------------|
| 1 | Hellen OBIRI | KEN | 13 Dec 89 | 15 | 14:52.13 | Q |
| 2 | Karissa SCHWEIZER | USA | 4 May 96 | 9 | 14:52.41 | Q PB |
| 3 | Hawi FEYSA | ETH | 1 Feb 99 | 7 | 14:53.85 | Q |
| 4 | Eilish MCCOLGAN | GBR | 25 Nov 90 | 1 | 14:55.79 | Q |
| 5 | Camille BUSCOMB | NZL | 11 Jul 90 | 6 | 15:02.19 | Q PB |
| 6 | Nozomi TANAKA | JPN | 4 Sep 99 | 10 | 15:04.66 | q PB |
| 7 | Andrea SECCAFIEN | CAN | 27 Aug 90 | 13 | 15:04.67 | q PB |
| 8 | Dominique SCOTT | RSA | 24 Jun 92 | 14 | 15:05.01 | q |
| 9 | Elinor PURRIER | USA | 20 Feb 95 | 2 | 15:08.82 | q |
| 10 | Sarah CHELANGAT | UGA | 5 Jun 01 | 5 | 15:19.90 | |
| 11 | Hanna KLEIN | GER | 6 Apr 93 | 12 | 15:28.65 | |
| 12 | Florencia BORELLI | ARG | 30 Oct 92 | 4 | 15:56.49 | |
| 13 | Cavaline NAHIMANA | BDI | 14 Jan 97 | 8 | 16:25.82 | |
| | Karoline Bjerkeli GRØVDAL | NOR | 14 Jun 90 | 11 | DNF | |
| | Maureen KOSTER | NED | 3 Jul 92 | 3 | DNF | |

INTERMEDIATE TIMES

| | | | |
|--------|-------------------------|--------|-------------------------|
| 100 m | 17.87 Eilish MCCOLGAN | 200 m | 36.52 Eilish MCCOLGAN |
| 300 m | 55.29 Eilish MCCOLGAN | 400 m | 1:14.28 Eilish MCCOLGAN |
| 500 m | 1:32.78 Eilish MCCOLGAN | 600 m | 1:51.28 Eilish MCCOLGAN |
| 700 m | 2:09.73 Eilish MCCOLGAN | 800 m | 2:28.25 Eilish MCCOLGAN |
| 900 m | 2:46.37 Eilish MCCOLGAN | 1000 m | 3:04.73 Eilish MCCOLGAN |
| 1100 m | 3:22.96 Eilish MCCOLGAN | 1200 m | 3:41.51 Eilish MCCOLGAN |
| 1300 m | 3:59.85 Eilish MCCOLGAN | 1400 m | 4:18.28 Eilish MCCOLGAN |
| 1500 m | 4:36.72 Eilish MCCOLGAN | 1600 m | 4:55.19 Eilish MCCOLGAN |
| 1700 m | 5:13.48 Eilish MCCOLGAN | 1800 m | 5:31.89 Eilish MCCOLGAN |
| 1900 m | 5:50.36 Eilish MCCOLGAN | 2000 m | 6:08.82 Eilish MCCOLGAN |
| 2100 m | 6:26.97 Eilish MCCOLGAN | 2200 m | 6:45.27 Hellen OBIRI |
| 2300 m | 7:03.20 Hellen OBIRI | 2400 m | 7:21.59 Hellen OBIRI |
| 2500 m | 7:39.65 Hellen OBIRI | 2600 m | 7:57.38 Hellen OBIRI |
| 2700 m | 8:15.43 Hellen OBIRI | 2800 m | 8:33.54 Hellen OBIRI |
| 2900 m | 8:51.38 Hellen OBIRI | 3000 m | 9:09.18 Hellen OBIRI |
| 3100 m | 9:27.01 Hellen OBIRI | 3200 m | 9:44.91 Hellen OBIRI |
| 3300 m | 10:02.60 Hellen OBIRI | 3400 m | 10:20.36 Hellen OBIRI |
| 3500 m | 10:38.16 Hellen OBIRI | 3600 m | 10:55.77 Hellen OBIRI |
| 3700 m | 11:13.45 Hellen OBIRI | 3800 m | 11:31.06 Hellen OBIRI |
| 3900 m | 11:48.28 Hellen OBIRI | 4000 m | 12:05.58 Hellen OBIRI |
| 4100 m | 12:22.92 Hellen OBIRI | 4200 m | 12:40.09 Hellen OBIRI |
| 4300 m | 12:57.52 Hellen OBIRI | 4400 m | 13:14.82 Hellen OBIRI |
| 4500 m | 13:31.99 Hellen OBIRI | 4600 m | 13:49.58 Hellen OBIRI |
| 4700 m | 14:05.60 Hellen OBIRI | 4800 m | 14:21.45 Hellen OBIRI |
| 4900 m | 14:37.03 Hellen OBIRI | | |

RESULTS
5000 Metres Women - Round 1

Heat 2 **2**

2 October 2019

18:51 START TIME

26° C TEMPERATURE 59 % HUMIDITY

| PLACE | NAME | COUNTRY | DATE OF BIRTH | ORDER | RESULT |
|-------|-----------------------------------|---------|---------------|-------|---------------------------------|
| 1 | Tsehay GEMECHU | ETH | 12 Dec 98 | 14 | 15:01.57 (.562) Q |
| 2 | Konstanze KLOSTERHALFEN | GER | 18 Feb 97 | 8 | 15:01.57 (.569) Q |
| 3 | Margaret Chelimo KIPKEMBOI | KEN | 9 Feb 93 | 4 | 15:01.58 Q |
| 4 | Lilian Kasait RENGERUK | KEN | 3 May 97 | 10 | 15:02.03 Q |
| 5 | Laura WEIGHTMAN | GBR | 1 Jul 91 | 7 | 15:02.24 Q |
| 6 | Fantu WORKU | ETH | 29 Mar 99 | 6 | 15:02.74 q |
| 7 | Anna Emilie MØLLER | DEN | 28 Jul 97 | 13 | 15:11.76 |
| 8 | Rachel SCHNEIDER | USA | 18 Jul 91 | 12 | 15:30.00 |
| 9 | Melissa DUNCAN | AUS | 30 Jan 90 | 3 | 15:37.37 |
| 10 | Rachel CLIFF | CAN | 1 Apr 88 | 2 | 15:41.27 |
| 11 | Jessica JUDD | GBR | 7 Jan 95 | 5 | 15:51.48 |
| 12 | Valeriya ZHANDAROVA | GEO | 17 Mar 94 | 11 | 15:52.11 |
| 13 | Tomoka KIMURA | JPN | 12 Nov 94 | 9 | 15:53.08 |
| | Tigist GASHAW | BRN | 25 Dec 96 | 1 | DNF |

INTERMEDIATE TIMES

| | | | |
|--------|-------------------------------------|--------|-------------------------------------|
| 100 m | 18.40 Tigist GASHAW | 200 m | 38.42 Jessica JUDD |
| 300 m | 58.16 Jessica JUDD | 400 m | 1:17.91 Jessica JUDD |
| 500 m | 1:37.43 Jessica JUDD | 600 m | 1:55.86 Tigist GASHAW |
| 700 m | 2:15.18 Jessica JUDD | 800 m | 2:34.30 Jessica JUDD |
| 900 m | 2:53.35 Jessica JUDD | 1000 m | 3:11.89 Jessica JUDD |
| 1100 m | 3:30.18 Tsehay GEMECHU | 1200 m | 3:48.58 Tsehay GEMECHU |
| 1300 m | 4:07.67 Tsehay GEMECHU | 1400 m | 4:26.39 Tsehay GEMECHU |
| 1500 m | 4:44.59 Tsehay GEMECHU | 1600 m | 5:04.27 Tsehay GEMECHU |
| 1700 m | 5:22.18 Fantu WORKU | 1800 m | 5:40.02 Fantu WORKU |
| 1900 m | 5:58.14 Fantu WORKU | 2000 m | 6:16.13 Fantu WORKU |
| 2100 m | 6:34.00 Fantu WORKU | 2200 m | 6:52.04 Tsehay GEMECHU |
| 2300 m | 7:11.18 Tsehay GEMECHU | 2400 m | 7:30.56 Tsehay GEMECHU |
| 2500 m | 7:50.15 Tsehay GEMECHU | 2600 m | 8:09.00 Jessica JUDD |
| 2700 m | 8:28.16 Konstanze KLOSTERHALFEN | 2800 m | 8:46.91 Konstanze KLOSTERHALFEN |
| 2900 m | 9:06.00 Konstanze KLOSTERHALFEN | 3000 m | 9:24.40 Lilian Kasait RENGERUK |
| 3100 m | 9:43.64 Lilian Kasait RENGERUK | 3200 m | 10:02.35 Margaret Chelimo KIPKEMBOI |
| 3300 m | 10:19.68 Margaret Chelimo KIPKEMBOI | 3400 m | 10:36.58 Margaret Chelimo KIPKEMBOI |
| 3500 m | 10:53.74 Margaret Chelimo KIPKEMBOI | 3600 m | 11:11.51 Margaret Chelimo KIPKEMBOI |
| 3700 m | 11:29.49 Lilian Kasait RENGERUK | 3800 m | 11:46.57 Konstanze KLOSTERHALFEN |
| 3900 m | 12:03.26 Konstanze KLOSTERHALFEN | 4000 m | 12:19.92 Konstanze KLOSTERHALFEN |
| 4100 m | 12:36.48 Konstanze KLOSTERHALFEN | 4200 m | 12:53.08 Konstanze KLOSTERHALFEN |
| 4300 m | 13:09.85 Konstanze KLOSTERHALFEN | 4400 m | 13:26.44 Konstanze KLOSTERHALFEN |
| 4500 m | 13:43.02 Konstanze KLOSTERHALFEN | 4600 m | 13:59.32 Konstanze KLOSTERHALFEN |
| 4700 m | 14:15.07 Konstanze KLOSTERHALFEN | 4800 m | 14:30.80 Konstanze KLOSTERHALFEN |
| 4900 m | 14:46.40 Konstanze KLOSTERHALFEN | | |

ALL-TIME TOP LIST

SEASON TOP LIST

| RESULT | NAME | VENUE | DATE | RESULT | NAME | VENUE | 2019 |
|----------|---------------------------------|-------------------------------------|-----------|----------|-----------------------------------|-----------------|--------|
| 14:11.15 | Tirunesh DIBABA (ETH) | Oslo (Bislett) | 6 Jun 08 | 14:20.36 | Hellen OBIRI (KEN) | London (GBR) | 21 Jul |
| 14:12.59 | Almaz AYANA (ETH) | Roma (Stadio Olimpico) | 2 Jun 16 | 14:20.68 | Aqnes Jebet TIROP (KEN) | London (GBR) | 21 Jul |
| 14:12.88 | Meseret DEFAR (ETH) | Stockholm | 22 Jul 08 | 14:22.12 | Sifan HASSAN (NED) | London (GBR) | 21 Jul |
| 14:15.41 | Genzebe DIBABA (ETH) | Paris Saint-Denis (Stade de France) | 4 Jul 15 | 14:26.76 | Konstanze KLOSTERHALFEN (GER) | Berlin (GER) | 3 Aug |
| 14:18.37 | Hellen OBIRI (KEN) | Roma (Stadio Olimpico) | 8 Jun 17 | 14:29.54 | Letesenbet GIDEY (ETH) | Bruxelles (BEL) | 6 Sep |
| 14:20.68 | Aqnes Jebet TIROP (KEN) | London (GBR) | 21 Jul 19 | 14:31.69 | Margaret Chelimo KIPKEMBOI (KEN) | London (GBR) | 21 Jul |
| 14:20.87 | Vivian Jepkemoi CHERUIYOT (KEN) | Munich (Olympiastadion) | 29 Jul 11 | 14:36.10 | Caroline Chepkoech KIPKIRUI (KEN) | London (GBR) | 21 Jul |
| 14:22.12 | Sifan HASSAN (NED) | London (GBR) | 21 Jul 19 | 14:38.76 | Hawi FEYSA (ETH) | Hengelo (NED) | 9 Jun |
| 14:23.14 | Letesenbet GIDEY (ETH) | Rabat (MAR) | 13 Jul 18 | 14:40.25 | Eva CHERONO (KEN) | London (GBR) | 21 Jul |
| 14:23.33 | Senbere TEFERI (ETH) | Rabat (MAR) | 13 Jul 18 | 14:44.12 | Gabriela DEBUES-STAFFORD (CAN) | Bruxelles (BEL) | 6 Sep |



RESULTS



10,000 Metres Women - Final

| RECORDS | RESULT NAME | COUNTRY | AGE | VENUE | DATE |
|--------------------------------|---------------------------|-------------------------|-----------------------|-------------------------------------|-------------|
| World Record WR | 29:17.45 Almaz AYANA | ETH | 25 | Rio de Janeiro (Estádio Olímpico) | 12 Aug 2016 |
| Championships Record CR | 30:04.18 Berhane ADERE | ETH | 30 | Paris Saint-Denis (Stade de France) | 23 Aug 2003 |
| World Leading WL | 30:17.62 Sifan HASSAN | NED | 26 | Doha | 28 Sep 2019 |
| Area Record AR | National Record NR | Personal Best PB | Season Best SB | | |

28 September 2019 21:10 START TIME 25° C TEMPERATURE 67 % HUMIDITY

| PLACE | NAME | COUNTRY | DATE of BIRTH | ORDER | RESULT | |
|-------|-------------------------|---------|---------------|-------|----------|-----------|
| 1 | Sifan HASSAN | NED | 1 Jan 93 | 11 | 30:17.62 | WL |
| 2 | Letesenbet GIDEY | ETH | 20 Mar 98 | 20 | 30:21.23 | PB |
| 3 | Agnes Jebet TIROP | KEN | 23 Oct 95 | 17 | 30:25.20 | PB |
| 4 | Rosemary Monica WANJIRU | KEN | 9 Dec 94 | 9 | 30:35.75 | PB |
| 5 | Hellen OBIRI | KEN | 13 Dec 89 | 7 | 30:35.82 | PB |
| 6 | Senbere TEFERI | ETH | 3 May 95 | 18 | 30:44.23 | SB |
| 7 | Susan KRUMINS | NED | 8 Jul 86 | 13 | 31:05.40 | PB |
| 8 | Marielle HALL | USA | 28 Jan 92 | 14 | 31:05.71 | PB |
| 9 | Molly HUDDLE | USA | 31 Aug 84 | 8 | 31:07.24 | |
| 10 | Emily SISSON | USA | 12 Oct 91 | 6 | 31:12.56 | |
| 11 | Hitomi NIIYA | JPN | 26 Feb 88 | 10 | 31:12.99 | SB |
| 12 | Camille BUSCOMB | NZL | 11 Jul 90 | 2 | 31:13.21 | PB |
| 13 | Ellie PASHLEY | AUS | 10 Dec 88 | 15 | 31:18.89 | PB |
| 14 | Sinead DIVER | AUS | 17 Feb 77 | 5 | 31:25.49 | PB |
| 15 | Stephanie TWELL | GBR | 17 Aug 89 | 12 | 31:44.79 | |
| 16 | Stella CHESANG | UGA | 1 Dec 96 | 3 | 32:15.20 | |
| 17 | Natasha WODAK | CAN | 17 Dec 81 | 21 | 32:31.19 | |
| 18 | Rachael Zena CHEBET | UGA | 5 Nov 96 | 19 | 32:41.93 | PB |
| 19 | Minami YAMANOUCI | JPN | 21 Dec 92 | 16 | 32:53.46 | |
| 20 | Juliet CHEKWEL | UGA | 25 May 90 | 22 | 33:28.18 | |
| | Netsanet GUDETA | ETH | 12 Feb 91 | 1 | DNF | |
| | Alina REH | GER | 23 May 97 | 4 | DNF | |

RESULTS
10,000 Metres Women - Final

INTERMEDIATE TIMES

| | | | |
|--------|----------------------------------|--------|----------------------------------|
| 100 m | 19.05 Agnes Jebet TIROP | 200 m | 40.51 Camille BUSCOMB |
| 300 m | 1:01.10 Camille BUSCOMB | 400 m | 1:20.98 Alina REH |
| 500 m | 1:40.19 Camille BUSCOMB | 600 m | 1:59.03 Alina REH |
| 700 m | 2:17.70 Alina REH | 800 m | 2:36.59 Alina REH |
| 900 m | 2:55.15 Alina REH | 1000 m | 3:13.86 Alina REH |
| 1100 m | 3:32.62 Alina REH | 1200 m | 3:51.38 Alina REH |
| 1300 m | 4:10.04 Alina REH | 1400 m | 4:28.93 Alina REH |
| 1500 m | 4:47.47 Alina REH | 1600 m | 5:06.08 Alina REH |
| 1700 m | 5:24.84 Alina REH | 1800 m | 5:43.75 Alina REH |
| 1900 m | 6:02.33 Alina REH | 2000 m | 6:20.82 Alina REH |
| 2100 m | 6:39.49 Alina REH | 2200 m | 6:58.18 Alina REH |
| 2300 m | 7:16.64 Alina REH | 2400 m | 7:35.20 Alina REH |
| 2500 m | 7:53.90 Alina REH | 2600 m | 8:12.77 Alina REH |
| 2700 m | 8:31.67 Alina REH | 2800 m | 8:50.81 Alina REH |
| 2900 m | 9:09.96 Alina REH | 3000 m | 9:29.08 Alina REH |
| 3100 m | 9:48.03 Alina REH | 3200 m | 10:07.04 Alina REH |
| 3300 m | 10:25.90 Rosemary Monica WANJIRU | 3400 m | 10:43.64 Rosemary Monica WANJIRU |
| 3500 m | 11:01.66 Rosemary Monica WANJIRU | 3600 m | 11:19.12 Rosemary Monica WANJIRU |
| 3700 m | 11:37.11 Rosemary Monica WANJIRU | 3800 m | 11:55.27 Rosemary Monica WANJIRU |
| 3900 m | 12:12.93 Rosemary Monica WANJIRU | 4000 m | 12:30.99 Rosemary Monica WANJIRU |
| 4100 m | 12:49.50 Rosemary Monica WANJIRU | 4200 m | 13:07.28 Hellen OBIRI |
| 4300 m | 13:25.14 Hellen OBIRI | 4400 m | 13:43.11 Hellen OBIRI |
| 4500 m | 14:00.91 Hellen OBIRI | 4600 m | 14:18.91 Hellen OBIRI |
| 4700 m | 14:37.31 Hellen OBIRI | 4800 m | 14:55.62 Hellen OBIRI |
| 4900 m | 15:14.28 Agnes Jebet TIROP | 5000 m | 15:32.70 Agnes Jebet TIROP |
| 5100 m | 15:51.29 Agnes Jebet TIROP | 5200 m | 16:09.71 Agnes Jebet TIROP |
| 5300 m | 16:28.49 Agnes Jebet TIROP | 5400 m | 16:47.41 Agnes Jebet TIROP |
| 5500 m | 17:06.12 Rosemary Monica WANJIRU | 5600 m | 17:23.65 Rosemary Monica WANJIRU |
| 5700 m | 17:41.79 Rosemary Monica WANJIRU | 5800 m | 17:59.88 Rosemary Monica WANJIRU |
| 5900 m | 18:17.89 Rosemary Monica WANJIRU | 6000 m | 18:36.29 Rosemary Monica WANJIRU |
| 6100 m | 18:54.84 Rosemary Monica WANJIRU | 6200 m | 19:13.29 Rosemary Monica WANJIRU |
| 6300 m | 19:31.72 Rosemary Monica WANJIRU | 6400 m | 19:50.10 Rosemary Monica WANJIRU |
| 6500 m | 20:09.33 Rosemary Monica WANJIRU | 6600 m | 20:28.18 Hellen OBIRI |
| 6700 m | 20:45.93 Hellen OBIRI | 6800 m | 21:03.81 Hellen OBIRI |
| 6900 m | 21:21.92 Hellen OBIRI | 7000 m | 21:39.89 Hellen OBIRI |
| 7100 m | 21:58.29 Hellen OBIRI | 7200 m | 22:16.65 Hellen OBIRI |
| 7300 m | 22:34.69 Hellen OBIRI | 7400 m | 22:52.92 Hellen OBIRI |
| 7500 m | 23:11.54 Hellen OBIRI | 7600 m | 23:30.34 Hellen OBIRI |
| 7700 m | 23:49.51 Hellen OBIRI | 7800 m | 24:07.78 Letesenbet GIDEY |
| 7900 m | 24:26.49 Letesenbet GIDEY | 8000 m | 24:44.90 Letesenbet GIDEY |
| 8100 m | 25:04.19 Agnes Jebet TIROP | 8200 m | 25:22.61 Rosemary Monica WANJIRU |
| 8300 m | 25:41.46 Rosemary Monica WANJIRU | 8400 m | 25:59.76 Rosemary Monica WANJIRU |
| 8500 m | 26:17.55 Letesenbet GIDEY | 8600 m | 26:33.07 Letesenbet GIDEY |
| 8700 m | 26:48.85 Letesenbet GIDEY | 8800 m | 27:04.66 Letesenbet GIDEY |
| 8900 m | 27:20.82 Letesenbet GIDEY | 9000 m | 27:37.22 Letesenbet GIDEY |
| 9100 m | 27:53.73 Letesenbet GIDEY | 9200 m | 28:09.98 Letesenbet GIDEY |
| 9300 m | 28:26.68 Letesenbet GIDEY | 9400 m | 28:43.34 Letesenbet GIDEY |
| 9500 m | 28:59.96 Letesenbet GIDEY | 9600 m | 29:16.13 Sifan HASSAN |
| 9700 m | 29:32.30 Sifan HASSAN | 9800 m | 29:47.19 Sifan HASSAN |
| 9900 m | 30:02.10 Sifan HASSAN | | |

RESULTS
10,000 Metres Women - Final

| ALL-TIME TOP LIST | | | | SEASON TOP LIST | | | |
|-------------------|---------------------------------|------------------------------------|-----------|-----------------|-------------------------------|---------------------|--------|
| RESULT | NAME | VENUE | DATE | RESULT | NAME | VENUE | 2019 |
| 29:17.45 | Almaz AYANA (ETH) | Rio de Janeiro (Estádio Olímpico) | 12 Aug 16 | 30:17.62 | Sifan HASSAN (NED) | Doha | 28 Sep |
| 29:31.78 | Junxia WANG (CHN) | Beijing (NOCAS) | 8 Sep 93 | 30:21.23 | Letesenbet GIDEY (ETH) | Doha | 28 Sep |
| 29:32.53 | Vivian Jepkemoi CHERUIYOT (KEN) | (Estádio Olímpico) | 12 Aug 16 | 30:25.20 | Aqnes Jebet TIROP (KEN) | Doha | 28 Sep |
| 29:42.56 | Tirunesh DIBABA (ETH) | Rio de Janeiro (Estádio Olímpico) | 12 Aug 16 | 30:35.75 | Rosemary Monica WANJIRU (KEN) | Doha | 28 Sep |
| 29:53.51 | Alice Aprot NAWOWUNA (KEN) | neiro (Estádio Olímpico) | 12 Aug 16 | 30:35.82 | Hellen OBIRI (KEN) | Doha | 28 Sep |
| 29:53.80 | Meselech MELKAMU (ETH) | Utrecht | 14 Jun 09 | 30:40.85 | Netsanet GUDETA (ETH) | Hengelo (NED) | 17 Jul |
| 29:59.20 | Meseret DEFAR (ETH) | Birmingham, GBR | 11 Jul 09 | 30:44.23 | Senbere TEFERI (ETH) | Doha | 28 Sep |
| 30:01.09 | Paula RADCLIFFE (GBR) | München | 6 Aug 02 | 30:46.24 | Zeineba YIMER (ETH) | Hengelo (NED) | 17 Jul |
| 30:04.18 | Berhane ADERE (ETH) | aris Saint-Denis (Stade de France) | 23 Aug 03 | 30:49.57 | Emily SISSON (USA) | Palo Alto, CA (USA) | 29 Mar |
| 30:07.15 | Werknesh KIDANE (ETH) | aris Saint-Denis (Stade de France) | 23 Aug 03 | 30:51.86 | Dera DIDA (ETH) | Hengelo (NED) | 17 Jul |

RACE ANALYSIS

10,000 Metres Women - Final



SPLIT TIMES UPDATED

28 September 2019 21:10 START TIME TEMPERATURE 74% HUMIDITY

| | | | | | | | | | | | | | | | | | | | |
|----|--------|----|--------|----|--------|----|--------|----|--------|----|--------|----|--------|----|--------|----|--------|----|--------|
| 1 | 100 m | 2 | 200 m | 3 | 300 m | 4 | 400 m | 5 | 500 m | 6 | 600 m | 7 | 700 m | 8 | 800 m | 9 | 900 m | 10 | 1000 m |
| 11 | 1100 m | 12 | 1200 m | 13 | 1300 m | 14 | 1400 m | 15 | 1500 m | 16 | 1600 m | 17 | 1700 m | 18 | 1800 m | 19 | 1900 m | 20 | 2000 m |
| 21 | 2100 m | 22 | 2200 m | 23 | 2300 m | 24 | 2400 m | 25 | 2500 m | 26 | 2600 m | 27 | 2700 m | 28 | 2800 m | 29 | 2900 m | 30 | 3000 m |
| 31 | 3100 m | 32 | 3200 m | 33 | 3300 m | 34 | 3400 m | 35 | 3500 m | 36 | 3600 m | 37 | 3700 m | 38 | 3800 m | 39 | 3900 m | 40 | 4000 m |
| 41 | 4100 m | 42 | 4200 m | 43 | 4300 m | 44 | 4400 m | 45 | 4500 m | 46 | 4600 m | 47 | 4700 m | 48 | 4800 m | 49 | 4900 m | 50 | 5000 m |
| 51 | 5100 m | 52 | 5200 m | 53 | 5300 m | 54 | 5400 m | 55 | 5500 m | 56 | 5600 m | 57 | 5700 m | 58 | 5800 m | 59 | 5900 m | 60 | 6000 m |
| 61 | 6100 m | 62 | 6200 m | 63 | 6300 m | 64 | 6400 m | 65 | 6500 m | 66 | 6600 m | 67 | 6700 m | 68 | 6800 m | 69 | 6900 m | 70 | 7000 m |
| 71 | 7100 m | 72 | 7200 m | 73 | 7300 m | 74 | 7400 m | 75 | 7500 m | 76 | 7600 m | 77 | 7700 m | 78 | 7800 m | 79 | 7900 m | 80 | 8000 m |
| 81 | 8100 m | 82 | 8200 m | 83 | 8300 m | 84 | 8400 m | 85 | 8500 m | 86 | 8600 m | 87 | 8700 m | 88 | 8800 m | 89 | 8900 m | 90 | 9000 m |
| 91 | 9100 m | 92 | 9200 m | 93 | 9300 m | 94 | 9400 m | 95 | 9500 m | 96 | 9600 m | 97 | 9700 m | 98 | 9800 m | 99 | 9900 m | | |

| 1 Sifan HASSAN | | | | | | | | | | NED 1 Jan 93 | | | | | | | | | | 30:17.62 |
|----------------|--------------|----|---------------|----|---------------|----|---------------|----|---------------|--------------|---------------|----|---------------|----|---------------|----|--------------|----|--------------|----------|
| 1 | 20.38 | 2 | 21.96 | 3 | 20.73 | 4 | 20.13 | 5 | 19.79 | 6 | 18.82 | 7 | 18.99 | 8 | 18.51 | 9 | 18.94 | 10 | 18.55 | WL |
| | 20.38 (19) | | 42.34 (18) | | 1:03.07 (18) | | 1:23.20 (19) | | 1:42.99 (18) | | 2:01.81 (20) | | 2:20.80 (19) | | 2:39.31 (19) | | 2:58.25 (19) | | 3:16.80 (19) | |
| 11 | 19.10 | 12 | 18.62 | 13 | 18.90 | 14 | 18.36 | 15 | 18.72 | 16 | 18.72 | 17 | 19.14 | 18 | 18.73 | 19 | 18.81 | 20 | 18.15 | |
| | 3:35.90 (20) | | 3:54.52 (19) | | 4:13.42 (19) | | 4:31.78 (19) | | 4:50.50 (18) | | 5:09.22 (19) | | 5:28.36 (20) | | 5:47.09 (20) | | 6:05.90 (20) | | 6:24.05 (20) | |
| 21 | 19.02 | 22 | 18.71 | 23 | 18.77 | 24 | 18.59 | 25 | 18.94 | 26 | 18.81 | 27 | 18.84 | 28 | 18.97 | 29 | 19.51 | 30 | 18.05 | |
| | 6:43.07 (20) | | 7:01.78 (20) | | 7:20.55 (20) | | 7:39.14 (19) | | 7:58.08 (19) | | 8:16.89 (19) | | 8:35.73 (19) | | 8:54.70 (19) | | 9:14.21 (19) | | 9:32.26 (18) | |
| 31 | 18.66 | 32 | 18.70 | 33 | 18.93 | 34 | 17.78 | 35 | 18.51 | 36 | 17.55 | 37 | 17.89 | 38 | 17.23 | 39 | 17.98 | 40 | 17.91 | |
| | 9:50.92 (19) | | 10:09.62 (19) | | 10:28.55 (19) | | 10:46.33 (18) | | 11:04.84 (19) | | 11:22.39 (17) | | 11:40.28 (13) | | 11:57.51 (10) | | 12:15.49 (9) | | 12:33.40 (7) | |
| 41 | 18.40 | 42 | 17.73 | 43 | 17.84 | 44 | 17.72 | 45 | 17.81 | 46 | 17.65 | 47 | 18.20 | 48 | 18.27 | 49 | 18.37 | 50 | 18.43 | |
| | 12:51.80 (7) | | 13:09.53 (7) | | 13:27.37 (7) | | 13:45.09 (7) | | 14:02.90 (7) | | 14:20.55 (7) | | 14:38.75 (7) | | 14:57.02 (7) | | 15:15.39 (7) | | 15:33.82 (7) | |
| 51 | 18.55 | 52 | 18.25 | 53 | 18.81 | 54 | 18.89 | 55 | 18.65 | 56 | 17.59 | 57 | 18.17 | 58 | 18.03 | 59 | 18.02 | 60 | 18.45 | |
| | 15:52.37 (7) | | 16:10.62 (5) | | 16:29.43 (5) | | 16:48.32 (5) | | 17:06.97 (5) | | 17:24.56 (5) | | 17:42.73 (5) | | 18:00.76 (5) | | 18:18.78 (5) | | 18:37.23 (5) | |
| 61 | 18.58 | 62 | 18.43 | 63 | 18.40 | 64 | 18.34 | 65 | 19.24 | 66 | 18.80 | 67 | 17.84 | 68 | 17.84 | 69 | 18.13 | 70 | 18.17 | |
| | 18:55.81 (5) | | 19:14.24 (5) | | 19:32.64 (5) | | 19:50.98 (5) | | 20:10.22 (5) | | 20:29.02 (6) | | 20:46.86 (6) | | 21:04.70 (6) | | 21:22.83 (6) | | 21:41.00 (6) | |
| 71 | 18.36 | 72 | 18.10 | 73 | 18.12 | 74 | 18.05 | 75 | 18.56 | 76 | 18.91 | 77 | 19.11 | 78 | 18.21 | 79 | 18.48 | 80 | 18.42 | |
| | 21:59.36 (6) | | 22:17.46 (6) | | 22:35.58 (6) | | 22:53.63 (6) | | 23:12.19 (6) | | 23:31.10 (6) | | 23:50.21 (6) | | 24:08.42 (6) | | 24:26.90 (5) | | 24:45.32 (6) | |
| 81 | 19.40 | 82 | 18.44 | 83 | 19.15 | 84 | 18.16 | 85 | 18.06 | 86 | 15.58 | 87 | 16.09 | 88 | 15.99 | 89 | 16.00 | 90 | 16.00 | |
| | 25:04.72 (6) | | 25:23.16 (6) | | 25:42.31 (6) | | 26:00.47 (6) | | 26:18.53 (6) | | 26:34.11 (4) | | 26:50.20 (4) | | 27:06.19 (4) | | 27:22.19 (4) | | 27:38.19 (3) | |
| 91 | 16.78 | 92 | 16.17 | 93 | 16.57 | 94 | 16.21 | 95 | 16.24 | 96 | 15.97 | 97 | 16.17 | 98 | 14.89 | 99 | 14.91 | | | |
| | 27:54.97 (3) | | 28:11.14 (2) | | 28:27.71 (2) | | 28:43.92 (2) | | 29:00.16 (2) | | 29:16.13 (1) | | 29:32.30 (1) | | 29:47.19 (1) | | 30:02.10 (1) | | | |

| 2 Letesenbet GIDEY | | | | | | | | | | ETH 20 Mar 98 | | | | | | | | | | 30:21.23 |
|--------------------|--------------|----|---------------|----|---------------|----|---------------|----|---------------|---------------|---------------|----|--------------|----|--------------|----|--------------|----|--------------|----------|
| 1 | 20.43 | 2 | 22.51 | 3 | 20.76 | 4 | 20.08 | 5 | 19.92 | 6 | 18.69 | 7 | 18.94 | 8 | 18.55 | 9 | 18.98 | 10 | 18.49 | PB |
| | 20.43 (20) | | 42.94 (22) | | 1:03.70 (22) | | 1:23.78 (22) | | 1:43.70 (21) | | 2:02.39 (22) | | 2:21.33 (22) | | 2:39.88 (22) | | 2:58.86 (22) | | 3:17.35 (22) | |
| 11 | 19.07 | 12 | 18.65 | 13 | 18.96 | 14 | 18.29 | 15 | 18.77 | 16 | 18.66 | 17 | 19.12 | 18 | 18.70 | 19 | 18.92 | 20 | 18.14 | |
| | 3:36.42 (22) | | 3:55.07 (22) | | 4:14.03 (22) | | 4:32.32 (22) | | 4:51.09 (22) | | 5:09.75 (22) | | 5:28.87 (22) | | 5:47.57 (22) | | 6:06.49 (22) | | 6:24.63 (22) | |
| 21 | 18.96 | 22 | 18.75 | 23 | 18.71 | 24 | 18.65 | 25 | 18.88 | 26 | 19.03 | 27 | 18.99 | 28 | 18.87 | 29 | 19.37 | 30 | 17.78 | |
| | 6:43.59 (22) | | 7:02.34 (22) | | 7:21.05 (22) | | 7:39.70 (22) | | 7:58.58 (22) | | 8:17.61 (22) | | 8:36.60 (22) | | 8:55.47 (22) | | 9:14.84 (22) | | 9:32.62 (21) | |
| 31 | 18.91 | 32 | 18.68 | 33 | 18.76 | 34 | 17.36 | 35 | 18.02 | 36 | 17.33 | 37 | 16.81 | 38 | 17.89 | 39 | 17.81 | 40 | 18.01 | |
| | 9:51.53 (21) | | 10:10.21 (21) | | 10:28.97 (21) | | 10:46.33 (19) | | 11:04.35 (16) | | 11:21.68 (10) | | 11:38.49 (6) | | 11:56.38 (6) | | 12:14.19 (6) | | 12:32.20 (6) | |
| 41 | 18.50 | 42 | 17.76 | 43 | 17.84 | 44 | 18.09 | 45 | 17.76 | 46 | 17.88 | 47 | 18.46 | 48 | 18.30 | 49 | 18.36 | 50 | 18.62 | |
| | 12:50.70 (6) | | 13:08.46 (6) | | 13:26.30 (6) | | 13:44.39 (6) | | 14:02.15 (6) | | 14:20.03 (6) | | 14:38.49 (6) | | 14:56.79 (6) | | 15:15.15 (6) | | 15:33.77 (6) | |
| 51 | 18.59 | 52 | 18.64 | 53 | 18.97 | 54 | 18.80 | 55 | 18.65 | 56 | 17.64 | 57 | 18.02 | 58 | 17.98 | 59 | 17.98 | 60 | 18.50 | |
| | 15:52.36 (6) | | 16:11.00 (7) | | 16:29.97 (7) | | 16:48.77 (7) | | 17:07.42 (7) | | 17:25.06 (6) | | 17:43.08 (6) | | 18:01.06 (6) | | 18:19.04 (6) | | 18:37.54 (6) | |
| 61 | 18.56 | 62 | 18.37 | 63 | 18.45 | 64 | 18.27 | 65 | 19.27 | 66 | 18.17 | 67 | 17.94 | 68 | 17.89 | 69 | 18.17 | 70 | 18.12 | |
| | 18:56.10 (6) | | 19:14.47 (6) | | 19:32.92 (6) | | 19:51.19 (6) | | 20:10.46 (6) | | 20:28.63 (3) | | 20:46.57 (4) | | 21:04.46 (5) | | 21:22.63 (5) | | 21:40.75 (5) | |
| 71 | 18.36 | 72 | 18.30 | 73 | 18.08 | 74 | 17.82 | 75 | 18.61 | 76 | 18.89 | 77 | 18.87 | 78 | 18.10 | 79 | 18.71 | 80 | 18.41 | |
| | 21:59.11 (5) | | 22:17.41 (5) | | 22:35.49 (5) | | 22:53.31 (3) | | 23:11.92 (4) | | 23:30.81 (4) | | 23:49.68 (2) | | 24:07.78 (1) | | 24:26.49 (1) | | 24:44.90 (1) | |
| 81 | 19.33 | 82 | 18.60 | 83 | 18.97 | 84 | 18.47 | 85 | 17.28 | 86 | 15.52 | 87 | 15.78 | 88 | 15.81 | 89 | 16.16 | 90 | 16.40 | |
| | 25:04.23 (2) | | 25:22.83 (3) | | 25:41.80 (3) | | 26:00.27 (5) | | 26:17.55 (1) | | 26:33.07 (1) | | 26:48.85 (1) | | 27:04.66 (1) | | 27:20.82 (1) | | 27:37.22 (1) | |
| 91 | 16.51 | 92 | 16.25 | 93 | 16.70 | 94 | 16.66 | 95 | 16.62 | 96 | 16.40 | 97 | 16.18 | 98 | 15.46 | 99 | 16.28 | | | |
| | 27:53.73 (1) | | 28:09.98 (1) | | 28:26.68 (1) | | 28:43.34 (1) | | 28:59.96 (1) | | 29:16.36 (2) | | 29:32.54 (2) | | 29:48.00 (2) | | 30:04.28 (2) | | | |



RACE ANALYSIS
10,000 Metres Women - Final

SPLIT TIMES UPDATED

| 3 Agnes Jebet TIROP | | | | | | | | | | KEN | | | | | | | | | | 23 Oct 95 | | 30:25.20 | |
|---------------------|---------------------|----|---------------------|----|---------------------|----|---------------------|----|--------------|-----|--------------|----|--------------|----|--------------|----|---------------------|----|---------------------|-----------|--|----------|--|
| 1 | 19.05 | 2 | 21.81 | 3 | 20.77 | 4 | 20.05 | 5 | 19.47 | 6 | 19.34 | 7 | 18.85 | 8 | 18.80 | 9 | 18.55 | 10 | 18.72 | PB | | | |
| | 19.05 (1) | | 40.86 (2) | | 1:01.63 (2) | | 1:21.68 (5) | | 1:41.15 (3) | | 2:00.49 (7) | | 2:19.34 (7) | | 2:38.14 (8) | | 2:56.69 (7) | | 3:15.41 (7) | | | | |
| 11 | 18.67 | 12 | 18.82 | 13 | 18.71 | 14 | 18.80 | 15 | 18.55 | 16 | 18.57 | 17 | 18.95 | 18 | 18.81 | 19 | 18.60 | 20 | 18.52 | | | | |
| | 3:34.08 (7) | | 3:52.90 (7) | | 4:11.61 (7) | | 4:30.41 (7) | | 4:48.96 (7) | | 5:07.53 (7) | | 5:26.48 (7) | | 5:45.29 (7) | | 6:03.89 (7) | | 6:22.41 (7) | | | | |
| 21 | 18.67 | 22 | 18.73 | 23 | 18.48 | 24 | 18.44 | 25 | 18.87 | 26 | 18.66 | 27 | 18.86 | 28 | 19.17 | 29 | 19.27 | 30 | 18.85 | | | | |
| | 6:41.08 (7) | | 6:59.81 (7) | | 7:18.29 (7) | | 7:36.73 (7) | | 7:55.60 (7) | | 8:14.26 (7) | | 8:33.12 (7) | | 8:52.29 (7) | | 9:11.56 (7) | | 9:30.41 (8) | | | | |
| 31 | 18.96 | 32 | 18.74 | 33 | 18.38 | 34 | 17.62 | 35 | 18.05 | 36 | 17.45 | 37 | 17.99 | 38 | 18.13 | 39 | 17.71 | 40 | 18.02 | | | | |
| | 9:49.37 (7) | | 10:08.11 (8) | | 10:26.49 (6) | | 10:44.11 (3) | | 11:02.16 (3) | | 11:19.61 (3) | | 11:37.60 (3) | | 11:55.73 (3) | | 12:13.44 (3) | | 12:31.46 (3) | | | | |
| 41 | 18.54 | 42 | 17.72 | 43 | 17.86 | 44 | 18.03 | 45 | 17.76 | 46 | 17.98 | 47 | 18.34 | 48 | 18.39 | 49 | 18.20 | 50 | 18.42 | | | | |
| | 12:50.00 (3) | | 13:07.72 (3) | | 13:25.58 (3) | | 13:43.61 (3) | | 14:01.37 (3) | | 14:19.35 (3) | | 14:37.69 (3) | | 14:56.08 (3) | | 15:14.28 (1) | | 15:32.70 (1) | | | | |
| 51 | 18.59 | 52 | 18.42 | 53 | 18.78 | 54 | 18.92 | 55 | 18.90 | 56 | 17.55 | 57 | 18.18 | 58 | 18.09 | 59 | 18.00 | 60 | 18.40 | | | | |
| | 15:51.29 (1) | | 16:09.71 (1) | | 16:28.49 (1) | | 16:47.41 (1) | | 17:06.31 (2) | | 17:23.86 (2) | | 17:42.04 (2) | | 18:00.13 (2) | | 18:18.13 (2) | | 18:36.53 (2) | | | | |
| 61 | 18.55 | 62 | 18.46 | 63 | 18.42 | 64 | 18.36 | 65 | 19.23 | 66 | 19.32 | 67 | 17.50 | 68 | 17.83 | 69 | 18.15 | 70 | 17.99 | | | | |
| | 18:55.08 (2) | | 19:13.54 (2) | | 19:31.96 (2) | | 19:50.32 (2) | | 20:09.55 (2) | | 20:28.87 (5) | | 20:46.37 (3) | | 21:04.20 (3) | | 21:22.35 (3) | | 21:40.34 (3) | | | | |
| 71 | 18.38 | 72 | 18.34 | 73 | 18.08 | 74 | 18.19 | 75 | 18.58 | 76 | 18.78 | 77 | 19.21 | 78 | 18.02 | 79 | 18.75 | 80 | 18.31 | | | | |
| | 21:58.72 (3) | | 22:17.06 (3) | | 22:35.14 (3) | | 22:53.33 (4) | | 23:11.91 (3) | | 23:30.69 (3) | | 23:49.90 (4) | | 24:07.92 (2) | | 24:26.67 (2) | | 24:44.98 (2) | | | | |
| 81 | 19.21 | 82 | 18.49 | 83 | 18.93 | 84 | 18.29 | 85 | 18.09 | 86 | 15.65 | 87 | 15.91 | 88 | 15.63 | 89 | 16.64 | 90 | 16.24 | | | | |
| | 25:04.19 (1) | | 25:22.68 (2) | | 25:41.61 (2) | | 25:59.90 (2) | | 26:17.99 (3) | | 26:33.64 (3) | | 26:49.55 (3) | | 27:05.18 (2) | | 27:21.82 (3) | | 27:38.06 (2) | | | | |
| 91 | 16.86 | 92 | 16.45 | 93 | 16.74 | 94 | 16.37 | 95 | 16.56 | 96 | 16.85 | 97 | 17.11 | 98 | 16.73 | 99 | 16.92 | | | | | | |
| | 27:54.92 (2) | | 28:11.37 (3) | | 28:28.11 (3) | | 28:44.48 (3) | | 29:01.04 (3) | | 29:17.89 (3) | | 29:35.00 (3) | | 29:51.73 (3) | | 30:08.65 (3) | | | | | | |

| 4 Rosemary Monica WANJIRU | | | | | | | | | | KEN | | | | | | | | | | 9 Dec 94 | | 30:35.75 | |
|---------------------------|---------------------|----|---------------------|----|---------------------|----|---------------------|----|---------------------|-----|---------------------|----|---------------------|----|---------------------|----|---------------------|----|---------------------|----------|--|----------|--|
| 1 | 20.45 | 2 | 22.22 | 3 | 20.67 | 4 | 19.95 | 5 | 19.88 | 6 | 18.45 | 7 | 18.88 | 8 | 18.33 | 9 | 18.67 | 10 | 18.72 | PB | | | |
| | 20.45 (21) | | 42.67 (20) | | 1:03.34 (20) | | 1:23.29 (20) | | 1:43.17 (19) | | 2:01.62 (18) | | 2:20.50 (16) | | 2:38.83 (15) | | 2:57.50 (13) | | 3:16.22 (14) | | | | |
| 11 | 18.91 | 12 | 18.44 | 13 | 18.35 | 14 | 18.69 | 15 | 18.57 | 16 | 18.61 | 17 | 18.90 | 18 | 18.86 | 19 | 18.56 | 20 | 18.53 | | | | |
| | 3:35.13 (13) | | 3:53.57 (11) | | 4:11.92 (9) | | 4:30.61 (8) | | 4:49.18 (8) | | 5:07.79 (8) | | 5:26.69 (8) | | 5:45.55 (8) | | 6:04.11 (8) | | 6:22.64 (8) | | | | |
| 21 | 18.70 | 22 | 18.68 | 23 | 18.49 | 24 | 18.47 | 25 | 18.82 | 26 | 18.66 | 27 | 18.89 | 28 | 19.20 | 29 | 19.29 | 30 | 18.88 | | | | |
| | 6:41.34 (8) | | 7:00.02 (8) | | 7:18.51 (8) | | 7:36.98 (8) | | 7:55.80 (8) | | 8:14.46 (8) | | 8:33.35 (8) | | 8:52.55 (8) | | 9:11.84 (8) | | 9:30.72 (11) | | | | |
| 31 | 18.91 | 32 | 18.23 | 33 | 18.04 | 34 | 17.74 | 35 | 18.02 | 36 | 17.46 | 37 | 17.99 | 38 | 18.16 | 39 | 17.66 | 40 | 18.06 | | | | |
| | 9:49.63 (11) | | 10:07.86 (5) | | 10:25.90 (1) | | 10:43.64 (1) | | 11:01.66 (1) | | 11:19.12 (1) | | 11:37.11 (1) | | 11:55.27 (1) | | 12:12.93 (1) | | 12:30.99 (1) | | | | |
| 41 | 18.51 | 42 | 18.00 | 43 | 17.82 | 44 | 18.04 | 45 | 17.77 | 46 | 17.98 | 47 | 18.34 | 48 | 18.37 | 49 | 18.66 | 50 | 18.45 | | | | |
| | 12:49.50 (1) | | 13:07.50 (2) | | 13:25.32 (2) | | 13:43.36 (2) | | 14:01.13 (2) | | 14:19.11 (2) | | 14:37.45 (2) | | 14:55.82 (2) | | 15:14.48 (3) | | 15:32.93 (2) | | | | |
| 51 | 18.53 | 52 | 18.48 | 53 | 18.77 | 54 | 18.93 | 55 | 18.48 | 56 | 17.53 | 57 | 18.14 | 58 | 18.09 | 59 | 18.01 | 60 | 18.40 | | | | |
| | 15:51.46 (2) | | 16:09.94 (2) | | 16:28.71 (2) | | 16:47.64 (2) | | 17:06.12 (1) | | 17:23.65 (1) | | 17:41.79 (1) | | 17:59.88 (1) | | 18:17.89 (1) | | 18:36.29 (1) | | | | |
| 61 | 18.55 | 62 | 18.45 | 63 | 18.43 | 64 | 18.38 | 65 | 19.23 | 66 | 19.37 | 67 | 17.88 | 68 | 17.71 | 69 | 18.21 | 70 | 18.04 | | | | |
| | 18:54.84 (1) | | 19:13.29 (1) | | 19:31.72 (1) | | 19:50.10 (1) | | 20:09.33 (1) | | 20:28.70 (4) | | 20:46.58 (5) | | 21:04.29 (4) | | 21:22.50 (4) | | 21:40.54 (4) | | | | |
| 71 | 18.33 | 72 | 18.36 | 73 | 18.10 | 74 | 18.15 | 75 | 18.62 | 76 | 18.80 | 77 | 19.08 | 78 | 18.05 | 79 | 18.83 | 80 | 18.36 | | | | |
| | 21:58.87 (4) | | 22:17.23 (4) | | 22:35.33 (4) | | 22:53.48 (5) | | 23:12.10 (5) | | 23:30.90 (5) | | 23:49.98 (5) | | 24:08.03 (4) | | 24:26.86 (4) | | 24:45.22 (5) | | | | |
| 81 | 19.19 | 82 | 18.20 | 83 | 18.85 | 84 | 18.30 | 85 | 18.46 | 86 | 16.15 | 87 | 16.16 | 88 | 16.39 | 89 | 16.95 | 90 | 17.15 | | | | |
| | 25:04.41 (3) | | 25:22.61 (1) | | 25:41.46 (1) | | 25:59.76 (1) | | 26:18.22 (4) | | 26:34.37 (6) | | 26:50.53 (5) | | 27:06.92 (5) | | 27:23.87 (5) | | 27:41.02 (5) | | | | |
| 91 | 17.82 | 92 | 18.01 | 93 | 17.88 | 94 | 17.67 | 95 | 17.84 | 96 | 17.92 | 97 | 17.52 | 98 | 17.19 | 99 | 17.14 | | | | | | |
| | 27:58.84 (5) | | 28:16.85 (5) | | 28:34.73 (5) | | 28:52.40 (5) | | 29:10.24 (5) | | 29:28.16 (5) | | 29:45.68 (5) | | 30:02.87 (5) | | 30:20.01 (5) | | | | | | |

| 5 Hellen OBIRI | | | | | | | | | | KEN | | | | | | | | | | 13 Dec 89 | | 30:35.82 | |
|----------------|---------------------|----|---------------------|----|---------------------|----|---------------------|----|---------------------|-----|---------------------|----|---------------------|----|---------------------|----|---------------------|----|---------------------|-----------|--|----------|--|
| 1 | 20.18 | 2 | 22.30 | 3 | 20.62 | 4 | 19.98 | 5 | 19.90 | 6 | 18.38 | 7 | 18.92 | 8 | 18.29 | 9 | 18.69 | 10 | 18.74 | PB | | | |
| | 20.18 (18) | | 42.48 (19) | | 1:03.10 (19) | | 1:23.08 (18) | | 1:42.98 (17) | | 2:01.36 (16) | | 2:20.28 (14) | | 2:38.57 (12) | | 2:57.26 (12) | | 3:16.00 (12) | | | | |
| 11 | 18.96 | 12 | 18.73 | 13 | 18.83 | 14 | 18.71 | 15 | 18.69 | 16 | 18.58 | 17 | 18.93 | 18 | 18.50 | 19 | 18.53 | 20 | 18.44 | | | | |
| | 3:34.96 (11) | | 3:53.69 (12) | | 4:12.52 (12) | | 4:31.23 (13) | | 4:49.92 (13) | | 5:08.50 (12) | | 5:27.43 (11) | | 5:45.93 (10) | | 6:04.46 (10) | | 6:22.90 (9) | | | | |
| 21 | 18.64 | 22 | 18.74 | 23 | 18.48 | 24 | 18.49 | 25 | 18.80 | 26 | 18.65 | 27 | 18.87 | 28 | 19.20 | 29 | 19.09 | 30 | 18.35 | | | | |
| | 6:41.54 (9) | | 7:00.28 (9) | | 7:18.76 (9) | | 7:37.25 (9) | | 7:56.05 (9) | | 8:14.70 (9) | | 8:33.57 (9) | | 8:52.77 (9) | | 9:11.86 (9) | | 9:30.21 (6) | | | | |
| 31 | 18.97 | 32 | 18.74 | 33 | 18.32 | 34 | 17.62 | 35 | 18.05 | 36 | 17.46 | 37 | 17.99 | 38 | 18.16 | 39 | 17.64 | 40 | 18.04 | | | | |
| | 9:49.18 (6) | | 10:07.92 (6) | | 10:26.24 (3) | | 10:43.86 (2) | | 11:01.91 (2) | | 11:19.37 (2) | | 11:37.36 (2) | | 11:55.52 (2) | | 12:13.16 (2) | | 12:31.20 (2) | | | | |
| 41 | 18.54 | 42 | 17.54 | 43 | 17.86 | 44 | 17.97 | 45 | 17.80 | 46 | 18.00 | 47 | 18.40 | 48 | 18.31 | 49 | 18.69 | 50 | 19.08 | | | | |
| | 12:49.74 (2) | | 13:07.28 (1) | | 13:25.14 (1) | | 13:43.11 (1) | | 14:00.91 (1) | | 14:18.91 (1) | | 14:37.31 (1) | | 14:55.62 (1) | | 15:14.31 (2) | | 15:33.39 (4) | | | | |
| 51 | 18.55 | 52 | 18.45 | 53 | 18.76 | 54 | 18.93 | 55 | 18.69 | 56 | 17.50 | 57 | 18.19 | 58 | 18.07 | 59 | 18.08 | 60 | 18.40 | | | | |
| | 15:51.94 (4) | | 16:10.39 (4) | | 16:29.15 (4) | | 16:48.08 (4) | | 17:06.77 (4) | | 17:24.27 (4) | | 17:42.46 (4) | | 18:00.53 (4) | | 18:18.61 (4) | | 18:37.01 (4) | | | | |
| 61 | 18.56 | 62 | 18.42 | 63 | 18.44 | 64 | 18.37 | 65 | 19.20 | 66 | 18.18 | 67 | 17.75 | 68 | 17.88 | 69 | 18.11 | 70 | 17.97 | | | | |
| | 18:55.57 (4) | | 19:13.99 (4) | | 19:32.43 (4) | | 19:50.80 (4) | | 20:10.00 (4) | | 20:28.18 (1) | | 20:45.93 (1) | | 21:03.81 (1) | | 21:21.92 (1) | | 21:39.89 (1) | | | | |
| 71 | 18.40 | 72 | 18.36 | 73 | 18.04 | 74 | 18.23 | 75 | 18.62 | 76 | 18.80 | 77 | 19.17 | 78 | 18.43 | 79 | 18.79 | 80 | 18.35 | | | | |
| | 21:58.29 (1) | | 22:16.65 (1) | | 22:34.69 (1) | | 22:52.92 (1) | | 23:11.54 (1) | | 23:30.34 (1) | | 23:49.51 (1) | | 24:07.94 (3) | | 24:26.73 (3) | | 24:45.08 (3) | | | | |
| 81 | 19.40 | 82 | 18.49 | 83 | 19.06 | 84 | 18.04 | 85 | 17.73 | 86 | 15.53 | 87 | 15.90 | 88 | 16.14 | 89 | 16.26 | 90 | 16.72 | | | | |
| | 25:04.48 (5) | | 25:22.97 (5) | | 25:42.03 (5) | | 26:00.07 (3) | | 26:17.80 (2) | | 26:33.33 (2) | | 26:49.23 (2) | | 27:05.37 (3) | | 27:21.63 (2) | | 27:38.35 (4) | | | | |
| 91 | 17.17 | 92 | 17.27 | 93 | 17.69 | 94 | 17.71 | 95 | 18.70 | 96 | 18.48 | 97 | 18.46 | 98 | 18.42 | 99 | 17.33 | | | | | | |
| | 27:55.52 (4) | | 28:12.79 (4) | | 28:30.48 (4) | | 28:48.19 (4) | | 29:06.89 (4) | | 29:25.37 (4) | | 2 | | | | | | | | | | |

RACE ANALYSIS
10,000 Metres Women - Final

SPLIT TIMES UPDATED

| 6 Senbere TEFERI | | | | | | | | | | ETH 3 May 95 | | | | | | | | | | 30:44.23 | | | | | | | | | | | | | | | | | | | | |
|------------------|------------|----|-----------|----|-------------|----|--------------|----|--------------|--------------|--------------|----|--------------|----|--------------|----|--------------|----|--------------|----------|--------------|-------------|---------------|--------------|--------------|--------------|--------------|--------------|--------------|--------------|--------------|--------------|--------------|--------------|--------------|--------------|--------------|--------------|--------------|--------------|
| 1 | 19.80 | 2 | 21.65 | 3 | 20.79 | 4 | 20.04 | 5 | 19.89 | 6 | 18.87 | 7 | 18.96 | 8 | 18.35 | 9 | 18.66 | 10 | 18.74 | SB | 11 | 18.81 | 12 | 18.94 | 13 | 18.81 | 14 | 19.09 | 15 | 18.76 | 16 | 18.60 | 17 | 18.94 | 18 | 18.46 | 19 | 18.61 | 20 | 18.26 |
| | 19.80 (13) | | 41.45 (8) | | 1:02.24 (9) | | 1:22.28 (12) | | 1:42.17 (12) | | 2:01.04 (13) | | 2:20.00 (12) | | 2:38.35 (10) | | 2:57.01 (10) | | 3:15.75 (10) | | 21 | 3:34.56 (9) | 22 | 3:53.50 (10) | 23 | 4:12.31 (11) | 24 | 4:31.40 (15) | 25 | 4:50.16 (15) | 26 | 5:08.76 (14) | 27 | 5:27.70 (13) | 28 | 5:46.16 (12) | 29 | 6:04.77 (12) | 30 | 6:23.03 (10) |
| 21 | 18.72 | 22 | 18.81 | 23 | 18.67 | 24 | 18.22 | 25 | 18.80 | 26 | 18.70 | 27 | 18.89 | 28 | 19.16 | 29 | 19.16 | 30 | 18.39 | 31 | 6:41.75 (10) | 32 | 7:00.56 (11) | 33 | 7:19.23 (11) | 34 | 7:37.45 (10) | 35 | 7:56.25 (10) | 36 | 8:14.95 (10) | 37 | 8:33.84 (10) | 38 | 8:53.00 (10) | 39 | 9:12.16 (10) | 40 | 9:30.55 (10) | |
| 31 | 19.07 | 32 | 18.74 | 33 | 18.37 | 34 | 17.57 | 35 | 18.09 | 36 | 17.45 | 37 | 17.98 | 38 | 18.13 | 39 | 17.73 | 40 | 17.97 | 41 | 9:49.62 (9) | 42 | 10:08.36 (10) | 43 | 10:26.73 (9) | 44 | 10:44.30 (4) | 45 | 11:02.39 (4) | 46 | 11:19.84 (4) | 47 | 11:37.82 (4) | 48 | 11:55.95 (4) | 49 | 12:13.68 (4) | 50 | 12:31.65 (4) | |
| 41 | 18.57 | 42 | 17.69 | 43 | 17.90 | 44 | 18.05 | 45 | 17.72 | 46 | 17.96 | 47 | 18.40 | 48 | 18.39 | 49 | 18.38 | 50 | 18.41 | 51 | 12:50.22 (4) | 52 | 13:07.91 (4) | 53 | 13:25.81 (4) | 54 | 13:43.86 (4) | 55 | 14:01.58 (4) | 56 | 14:19.54 (4) | 57 | 14:37.94 (4) | 58 | 14:56.33 (4) | 59 | 15:14.71 (4) | 60 | 15:33.12 (3) | |
| 51 | 18.58 | 52 | 18.43 | 53 | 18.81 | 54 | 18.91 | 55 | 18.69 | 56 | 17.54 | 57 | 18.14 | 58 | 18.09 | 59 | 18.07 | 60 | 18.40 | 61 | 15:51.70 (3) | 62 | 16:10.13 (3) | 63 | 16:28.94 (3) | 64 | 16:47.85 (3) | 65 | 17:06.54 (3) | 66 | 17:24.08 (3) | 67 | 17:42.22 (3) | 68 | 18:00.31 (3) | 69 | 18:18.38 (3) | 70 | 18:36.78 (3) | |
| 61 | 18.54 | 62 | 18.45 | 63 | 18.39 | 64 | 18.40 | 65 | 19.20 | 66 | 18.66 | 67 | 17.71 | 68 | 17.90 | 69 | 18.09 | 70 | 17.99 | 71 | 18:55.32 (3) | 72 | 19:13.77 (3) | 73 | 19:32.16 (3) | 74 | 19:50.56 (3) | 75 | 20:09.76 (3) | 76 | 20:28.42 (2) | 77 | 20:46.13 (2) | 78 | 21:04.03 (2) | 79 | 21:22.12 (2) | 80 | 21:40.11 (2) | |
| 71 | 18.37 | 72 | 18.37 | 73 | 18.07 | 74 | 18.17 | 75 | 18.62 | 76 | 18.79 | 77 | 19.19 | 78 | 18.53 | 79 | 18.83 | 80 | 18.15 | 81 | 21:58.48 (2) | 82 | 22:16.85 (2) | 83 | 22:34.92 (2) | 84 | 22:53.09 (2) | 85 | 23:11.71 (2) | 86 | 23:30.50 (2) | 87 | 23:49.69 (3) | 88 | 24:08.22 (5) | 89 | 24:27.05 (6) | 90 | 24:45.20 (4) | |
| 81 | 19.23 | 82 | 18.42 | 83 | 18.96 | 84 | 18.44 | 85 | 18.03 | 86 | 16.04 | 87 | 17.07 | 88 | 17.69 | 89 | 17.98 | 90 | 18.44 | 91 | 25:04.43 (4) | 92 | 25:22.85 (4) | 93 | 25:41.81 (4) | 94 | 26:00.25 (4) | 95 | 26:18.28 (5) | 96 | 26:34.32 (5) | 97 | 26:51.39 (6) | 98 | 27:09.08 (6) | 99 | 27:27.06 (6) | 100 | 27:45.50 (6) | |
| 91 | 18.05 | 92 | 18.09 | 93 | 18.25 | 94 | 18.17 | 95 | 18.25 | 96 | 17.60 | 97 | 17.90 | 98 | 17.66 | 99 | 17.64 | | | | 28:03.55 (6) | | 28:21.64 (6) | | 28:39.89 (6) | | 28:58.06 (6) | | 29:16.31 (6) | | 29:33.91 (6) | | 29:51.81 (6) | | 30:09.47 (6) | | 30:27.11 (6) | | | |

| 7 Susan KRUMINS | | | | | | | | | | NED 8 Jul 86 | | | | | | | | | | 31:05.40 | | | | | | | | | | | | | | | | | | | | |
|-----------------|------------|----|------------|----|--------------|----|--------------|----|--------------|--------------|--------------|----|--------------|----|--------------|----|--------------|----|--------------|----------|---------------|--------------|---------------|--------------|---------------|--------------|---------------|--------------|---------------|--------------|---------------|--------------|---------------|--------------|---------------|--------------|---------------|--------------|---------------|--------------|
| 1 | 20.66 | 2 | 22.06 | 3 | 20.66 | 4 | 20.06 | 5 | 19.90 | 6 | 18.75 | 7 | 18.97 | 8 | 18.52 | 9 | 18.98 | 10 | 18.51 | PB | 11 | 19.08 | 12 | 18.63 | 13 | 18.92 | 14 | 18.35 | 15 | 18.73 | 16 | 18.70 | 17 | 19.09 | 18 | 18.74 | 19 | 18.89 | 20 | 18.12 |
| | 20.66 (22) | | 42.72 (21) | | 1:03.38 (21) | | 1:23.44 (21) | | 1:43.34 (20) | | 2:02.09 (21) | | 2:21.06 (21) | | 2:39.58 (21) | | 2:58.56 (21) | | 3:17.07 (21) | | 21 | 3:36.15 (21) | 22 | 3:54.78 (21) | 23 | 4:13.70 (21) | 24 | 4:32.05 (21) | 25 | 4:50.78 (20) | 26 | 5:09.48 (21) | 27 | 5:28.57 (21) | 28 | 5:47.31 (21) | 29 | 6:06.20 (21) | 30 | 6:24.32 (21) |
| 21 | 18.98 | 22 | 18.73 | 23 | 18.78 | 24 | 18.58 | 25 | 18.95 | 26 | 18.81 | 27 | 18.85 | 28 | 18.98 | 29 | 19.39 | 30 | 18.14 | 31 | 6:43.30 (21) | 32 | 7:02.03 (21) | 33 | 7:20.81 (21) | 34 | 7:39.39 (21) | 35 | 7:58.34 (21) | 36 | 8:17.15 (20) | 37 | 8:36.00 (20) | 38 | 8:54.98 (20) | 39 | 9:14.37 (20) | 40 | 9:32.51 (20) | |
| 31 | 17.81 | 32 | 18.59 | 33 | 18.73 | 34 | 18.01 | 35 | 18.51 | 36 | 18.20 | 37 | 18.34 | 38 | 17.62 | 39 | 18.11 | 40 | 18.52 | 41 | 9:50.32 (16) | 42 | 10:08.91 (15) | 43 | 10:27.64 (15) | 44 | 10:45.65 (15) | 45 | 11:04.16 (15) | 46 | 11:22.36 (16) | 47 | 11:40.70 (15) | 48 | 11:58.32 (15) | 49 | 12:16.43 (14) | 50 | 12:34.95 (14) | |
| 41 | 18.69 | 42 | 18.79 | 43 | 19.01 | 44 | 19.20 | 45 | 19.45 | 46 | 18.75 | 47 | 18.78 | 48 | 17.91 | 49 | 18.43 | 50 | 18.52 | 51 | 12:53.64 (14) | 52 | 13:12.43 (14) | 53 | 13:31.44 (14) | 54 | 13:50.64 (15) | 55 | 14:10.09 (15) | 56 | 14:28.84 (15) | 57 | 14:47.62 (15) | 58 | 15:05.53 (14) | 59 | 15:23.96 (14) | 60 | 15:42.48 (14) | |
| 51 | 18.48 | 52 | 18.56 | 53 | 19.00 | 54 | 19.26 | 55 | 18.60 | 56 | 18.81 | 57 | 18.93 | 58 | 19.10 | 59 | 18.69 | 60 | 18.50 | 61 | 16:00.96 (14) | 62 | 16:19.52 (14) | 63 | 16:38.52 (14) | 64 | 16:57.78 (14) | 65 | 17:16.38 (14) | 66 | 17:35.19 (14) | 67 | 17:54.12 (14) | 68 | 18:13.22 (15) | 69 | 18:31.91 (15) | 70 | 18:50.41 (14) | |
| 61 | 19.12 | 62 | 18.97 | 63 | 18.99 | 64 | 18.22 | 65 | 19.04 | 66 | 18.78 | 67 | 19.13 | 68 | 18.68 | 69 | 18.90 | 70 | 18.52 | 71 | 19:09.53 (14) | 72 | 19:28.50 (14) | 73 | 19:47.49 (14) | 74 | 20:05.71 (12) | 75 | 20:24.75 (12) | 76 | 20:43.53 (12) | 77 | 21:02.66 (12) | 78 | 21:21.34 (12) | 79 | 21:40.24 (12) | 80 | 21:58.76 (12) | |
| 71 | 18.88 | 72 | 18.83 | 73 | 19.21 | 74 | 19.03 | 75 | 18.76 | 76 | 18.98 | 77 | 19.53 | 78 | 18.94 | 79 | 18.99 | 80 | 18.84 | 81 | 22:17.64 (12) | 82 | 22:36.47 (12) | 83 | 22:55.68 (12) | 84 | 23:14.71 (12) | 85 | 23:33.47 (12) | 86 | 23:52.45 (12) | 87 | 24:11.98 (12) | 88 | 24:30.92 (12) | 89 | 24:49.91 (12) | 90 | 25:08.75 (12) | |
| 81 | 19.01 | 82 | 18.89 | 83 | 18.17 | 84 | 18.06 | 85 | 18.52 | 86 | 18.16 | 87 | 17.95 | 88 | 17.83 | 89 | 18.32 | 90 | 18.24 | 91 | 25:27.76 (12) | 92 | 25:46.65 (12) | 93 | 26:04.82 (11) | 94 | 26:22.88 (11) | 95 | 26:41.40 (11) | 96 | 26:59.56 (11) | 97 | 27:17.51 (10) | 98 | 27:35.34 (10) | 99 | 27:53.66 (10) | 100 | 28:11.90 (10) | |
| 91 | 18.50 | 92 | 18.45 | 93 | 18.09 | 94 | 17.65 | 95 | 17.52 | 96 | 17.87 | 97 | 17.02 | 98 | 16.91 | 99 | 16.42 | | | | 28:30.40 (10) | | 28:48.85 (10) | | 29:06.94 (10) | | 29:24.59 (10) | | 29:42.11 (9) | | 29:59.98 (9) | | 30:17.00 (9) | | 30:33.91 (9) | | 30:50.33 (9) | | | |

| 8 Marielle HALL | | | | | | | | | | USA 28 Jan 92 | | | | | | | | | | 31:05.71 | | | | | | | | | | | | | | | | | | | | |
|-----------------|------------|----|------------|----|--------------|----|--------------|----|--------------|---------------|--------------|----|--------------|----|--------------|----|--------------|----|--------------|----------|---------------|--------------|---------------|--------------|---------------|--------------|---------------|--------------|---------------|--------------|---------------|--------------|---------------|--------------|---------------|--------------|---------------|--------------|---------------|--------------|
| 1 | 19.93 | 2 | 22.24 | 3 | 20.60 | 4 | 19.84 | 5 | 19.63 | 6 | 19.10 | 7 | 19.20 | 8 | 18.50 | 9 | 18.93 | 10 | 18.59 | PB | 11 | 19.06 | 12 | 18.73 | 13 | 18.89 | 14 | 17.74 | 15 | 18.70 | 16 | 18.57 | 17 | 18.98 | 18 | 18.78 | 19 | 18.61 | 20 | 18.57 |
| | 19.93 (16) | | 42.17 (17) | | 1:02.77 (16) | | 1:22.61 (15) | | 1:42.24 (13) | | 2:01.34 (15) | | 2:20.54 (17) | | 2:39.04 (17) | | 2:57.97 (17) | | 3:16.56 (17) | | 21 | 3:35.62 (18) | 22 | 3:54.35 (18) | 23 | 4:13.24 (18) | 24 | 4:30.98 (11) | 25 | 4:49.68 (11) | 26 | 5:08.25 (10) | 27 | 5:27.23 (10) | 28 | 5:46.01 (11) | 29 | 6:04.62 (11) | 30 | 6:23.19 (12) |
| 21 | 18.89 | 22 | 18.56 | 23 | 18.78 | 24 | 18.25 | 25 | 18.71 | 26 | 18.75 | 27 | 18.91 | 28 | 19.13 | 29 | 19.21 | 30 | 18.15 | 31 | 6:42.08 (13) | 32 | 7:00.64 (12) | 33 | 7:19.42 (12) | 34 | 7:37.67 (11) | 35 | 7:56.38 (11) | 36 | 8:15.13 (11) | 37 | 8:34.04 (11) | 38 | 8:53.17 (11) | 39 | 9:12.38 (11) | 40 | 9:30.53 (9) | |
| 31 | 19.10 | 32 | 18.87 | 33 | 18.67 | 34 | 17.97 | 35 | 18.75 | 36 | 18.24 | 37 | 18.25 | 38 | 17.48 | 39 | 18.17 | 40 | 18.42 | 41 | 9:49.63 (10) | 42 | 10:08.50 (12) | 43 | 10:27.17 (12) | 44 | 10:45.14 (13) | 45 | 11:03.89 (14) | 46 | 11:22.13 (14) | 47 | 11:40.38 (14) | 48 | 11:57.86 (13) | 49 | 12:16.03 (12) | 50 | 12:34.45 (11) | |
| 41 | 18.72 | 42 | 18.68 | 43 | 19.08 | 44 | 19.22 | 45 | 19.17 | 46 | 18.68 | 47 | 18.33 | 48 | 18.48 | 49 | 18.36 | 50 | 18.51 | 51 | 12:53.17 (11) | 52 | 13:11.85 (11) | 53 | 13:30.93 (11) | 54 | 13:50.15 (13) | 55 | 14:09.32 (11) | 56 | 14:28.00 (11) | 57 | 14:46.33 (11) | 58 | 15:04.81 (11) | 59 | 15:23.17 (11) | 60 | 15:41.68 (11) | |
| 51 | 18.52 | 52 | 18.49 | 53 | 19.25 | 54 | 19.14 | 55 | 18.45 | 56 | 18.89 | 57 | 19.02 | 58 | 19.03 | 59 | 18.80 | 60 | 18.63 | 61 | 16:00.20 (11) | 62 | 16:18.69 (11) | 63 | 16:37.94 (11) | 64 | 16:57.08 (11) | 65 | 17:15.53 (11) | 66 | 17:34.42 (11) | 67 | 17:53.44 (11) | 68 | 18:12.47 (11) | 69 | 18:31.27 (11) | 70 | 18:49.90 (11) | |
| 61 | 19.11 | 62 | 18.72 | 63 | 18.97 | 64 | 18.69 | 65 | 19.10 | 66 | 18.81 | 67 | 19.08 | 68 | 18.68 | 69 | 18.92 | 70 | 18.50 | 71 | 19:09.01 (11) | 72 | 19:27.73 (11) | 73 | 19:46.70 (11) | 74 | 20:05.39 (11) | 75 | 20:24.49 (11) | 76 | 20:43.30 (11) | 77 | 21:02.38 (11) | 78 | 21:21.06 (11) | 79 | 21:39.98 (11) | 80 | 21:58.48 (11) | |
| 71 | 18.90 | 72 | 18.83 | 73 | 19.10 | 74 | 18.99 | 75 | 18.89 | 76 | 18.64 | 77 | 19.44 | 78 | 18.98 | 79 | 18.95 | 80 | 18.87 | 81 | 22:17.38 (11) | 82 | 22:36.21 (10) | 83 | 22:55.31 (10) | 84 | 23:14.30 (10) | 85 | 23:33.19 (10) | 86 | 23:51.83 (9) | 87 | 24:11.27 (9) | 88 | 24:30.25 (9) | 89 | 24:49.20 (9) | 90 | 25:08.07 (9) | |
| 81 | 18.99 | 82 | 18.55 | 83 | 18.37 | 84 | 18.17 | 85 | 18.49 | 86 | 18.14 | 87 | 18.08 | 88 | 18.14 | 89 | 18.37 | 90 | 18.24 | 91 | 25:27.06 (9) | 92 | 25:45.61 (8) | 93 | 26:03.98 (8) | 94 | 26:22.15 (8) | 95 | 26:40.64 (8) | 96 | 26:58.78 (8) | 97 | 27:16.86 (8) | 98 | 27:35.00 (8) | 99 | 27:53.37 (8) | 100 | 28:11.61 (8) | |
| 91 | 18.50 | 92 | 18.43 | 93 | 18.14 | 94 | 17.65 | 95 | 17.57 | 96 | 17.86 | 97 | 17.09 | 98 | 16.89 | 99 | 16.30 | | | | 28:30.11 (8) | | 28:48.54 (8) | | 29:06.68 (9) | | 29:24.33 (9) | | 29:41.90 (8) | | 29:59.76 (8) | | 30:16.85 (8) | | | | | | | |

RACE ANALYSIS
10,000 Metres Women - Final

SPLIT TIMES UPDATED

| 12 Camille BUSCOMB | | | | | | | | | | NZL 11 Jul 90 | | | | | | | | | | 31:13.21 | | | | | | | | | | | | | | | | | | | | | | | | | | | | | | | | | | | | | | | | | | | | | | | | | | | | | | | | | | | | | | | | | | | | | | | | | | | | | | | | | | | | | | | | | | | | | | | | | | | | | | | | | | | | | | | | | | | | | | | | | | | | | | | | | | | | | | | | | | | | | | | | | | | | | | | | | | | | | | | | | | | | | | | | | | | | | | | | | | | | | | | | | | | | | | | | | | | | | | | | | | |
|--------------------|-------|---|-------|---|-------|---|-------|---|-------|---------------|-------|---|-------|---|-------|---|-------|----|-------|----------|----|-------|----|-------|----|-------|----|-------|----|-------|----|-------|----|-------|----|-------|----|-------|----|-------|----|-------|----|-------|----|-------|----|-------|----|-------|----|-------|----|-------|----|-------|----|-------|----|-------|----|-------|----|-------|----|-------|----|-------|----|-------|----|-------|----|-------|----|-------|----|-------|----|-------|----|-------|----|-------|----|-------|----|-------|----|-------|----|-------|----|-------|----|-------|----|-------|----|-------|----|-------|----|-------|----|-------|----|-------|----|-------|----|-------|----|-------|----|-------|----|-------|----|-------|----|-------|----|-------|----|-------|----|-------|----|-------|----|-------|----|-------|----|-------|----|-------|----|-------|----|-------|----|-------|----|-------|----|-------|----|-------|----|-------|----|-------|----|-------|----|-------|----|-------|----|-------|----|-------|----|-------|----|-------|----|-------|----|-------|----|-------|----|-------|----|-------|----|-------|----|-------|----|-------|----|-------|----|-------|----|-------|----|-------|----|-------|----|-------|----|-------|--|--|--|---------------|---------------|---------------|---------------|---------------|---------------|---------------|---------------|---------------|--|--|--|--|--|--|--|--|--|--|--|--|
| 1 | 19.06 | 2 | 21.45 | 3 | 20.59 | 4 | 20.04 | 5 | 19.05 | 6 | 19.05 | 7 | 18.68 | 8 | 18.90 | 9 | 18.53 | 10 | 18.73 | PB | 11 | 18.72 | 12 | 18.84 | 13 | 18.60 | 14 | 18.88 | 15 | 18.55 | 16 | 18.62 | 17 | 18.76 | 18 | 18.90 | 19 | 18.58 | 20 | 18.50 | 21 | 18.68 | 22 | 18.68 | 23 | 18.46 | 24 | 18.55 | 25 | 18.71 | 26 | 18.87 | 27 | 18.89 | 28 | 19.14 | 29 | 19.16 | 30 | 19.15 | 31 | 18.93 | 32 | 18.99 | 33 | 19.04 | 34 | 18.46 | 35 | 18.85 | 36 | 18.15 | 37 | 18.21 | 38 | 17.45 | 39 | 18.30 | 40 | 18.86 | 41 | 18.73 | 42 | 18.86 | 43 | 19.00 | 44 | 19.23 | 45 | 19.40 | 46 | 18.49 | 47 | 18.46 | 48 | 18.50 | 49 | 18.47 | 50 | 18.50 | 51 | 18.46 | 52 | 18.56 | 53 | 19.04 | 54 | 19.26 | 55 | 18.59 | 56 | 18.77 | 57 | 18.97 | 58 | 19.11 | 59 | 18.73 | 60 | 18.39 | 61 | 19.22 | 62 | 18.92 | 63 | 18.99 | 64 | 18.75 | 65 | 19.11 | 66 | 18.77 | 67 | 19.12 | 68 | 18.58 | 69 | 18.96 | 70 | 18.49 | 71 | 18.87 | 72 | 18.78 | 73 | 19.20 | 74 | 19.05 | 75 | 18.81 | 76 | 18.91 | 77 | 19.46 | 78 | 19.07 | 79 | 18.93 | 80 | 18.83 | 81 | 19.09 | 82 | 18.80 | 83 | 18.37 | 84 | 18.20 | 85 | 18.35 | 86 | 18.35 | 87 | 18.55 | 88 | 18.48 | 89 | 18.64 | 90 | 18.82 | 91 | 18.83 | 92 | 18.80 | 93 | 19.19 | 94 | 18.64 | 95 | 18.39 | 96 | 17.36 | 97 | 17.09 | 98 | 17.14 | 99 | 16.89 | | | | 28:33.38 (12) | 28:52.18 (12) | 29:11.37 (12) | 29:30.01 (12) | 29:48.40 (12) | 30:05.76 (12) | 30:22.85 (12) | 30:39.99 (12) | 30:56.88 (12) | | | | | | | | | | | | |

| 13 Ellie PASHLEY | | | | | | | | | | AUS 10 Dec 88 | | | | | | | | | | 31:18.89 | | | | | | | | | | | | | | | | | | | | | | | | | | | | | | | | | | | | | | | | | | | | | | | | | | | | | | | | | | | | | | | | | | | | | | | | | | | | | | | | | | | | | | | | | | | | | | | | | | | | | | | | | | | | | | | | | | | | | | | | | | | | | | | | | | | | | | | | | | | | | | | | | | | | | | | | | | | | | | | | | | | | | | | | | | | | | | | | | | | | | | | | | | | | | | | | | | | | | | | | | | | | | | | | | | | | | | | | | | | | | | | | | | | | | | | | | | | | | | | | | | |
|------------------|-------|---|-------|---|-------|---|-------|---|-------|---------------|-------|---|-------|---|-------|---|-------|----|-------|----------|----|-------|----|-------|----|-------|----|-------|----|-------|----|-------|----|-------|----|-------|----|-------|----|-------|----|-------|----|-------|----|-------|----|-------|----|-------|----|-------|----|-------|----|-------|----|-------|----|-------|----|-------|----|-------|----|-------|----|-------|----|-------|----|-------|----|-------|----|-------|----|-------|----|-------|----|-------|----|-------|----|-------|----|-------|----|-------|----|-------|----|-------|----|-------|----|-------|----|-------|----|-------|----|-------|----|-------|----|-------|----|-------|----|-------|----|-------|----|-------|----|-------|----|-------|----|---------------|----|---------------|----|---------------|----|---------------|----|---------------|----|---------------|----|---------------|----|---------------|----|---------------|----|---------------|----|-------|----|-------|----|-------|----|-------|----|-------|----|-------|----|-------|----|-------|----|-------|----|-------|----|---------------|----|---------------|----|---------------|----|---------------|----|---------------|----|---------------|----|---------------|----|---------------|----|---------------|----|---------------|----|-------|----|-------|----|-------|----|-------|----|-------|----|-------|----|-------|----|-------|----|-------|----|-------|---------------|---------------|---------------|---------------|---------------|---------------|---------------|---------------|---------------|---------------|---------------|---------------|---------------|---------------|---------------|---------------|---------------|---------------|---------------|---------------|----|-------|----|-------|----|-------|----|-------|----|-------|----|-------|----|-------|----|-------|----|-------|--|--|--|---------------|---------------|---------------|---------------|---------------|---------------|---------------|---------------|---------------|--|--|--|--|--|--|--|--|--|--|--|--|
| 1 | 19.31 | 2 | 22.04 | 3 | 20.69 | 4 | 19.87 | 5 | 19.42 | 6 | 19.37 | 7 | 18.82 | 8 | 18.83 | 9 | 18.58 | 10 | 18.78 | PB | 11 | 19.04 | 12 | 18.99 | 13 | 18.87 | 14 | 18.70 | 15 | 18.67 | 16 | 18.83 | 17 | 19.12 | 18 | 18.75 | 19 | 18.57 | 20 | 18.33 | 21 | 18.95 | 22 | 18.76 | 23 | 18.85 | 24 | 18.56 | 25 | 18.83 | 26 | 18.83 | 27 | 18.89 | 28 | 19.11 | 29 | 19.45 | 30 | 17.88 | 31 | 18.60 | 32 | 18.64 | 33 | 18.84 | 34 | 18.14 | 35 | 18.52 | 36 | 18.24 | 37 | 18.62 | 38 | 17.55 | 39 | 18.20 | 40 | 18.46 | 41 | 18.80 | 42 | 18.69 | 43 | 18.88 | 44 | 18.93 | 45 | 19.52 | 46 | 18.89 | 47 | 18.89 | 48 | 18.25 | 49 | 18.36 | 50 | 18.43 | 51 | 18.33 | 52 | 18.69 | 53 | 18.80 | 54 | 19.30 | 55 | 18.66 | 56 | 18.78 | 57 | 18.89 | 58 | 19.01 | 59 | 18.61 | 60 | 18.66 | 61 | 16:01.47 (16) | 62 | 16:20.16 (16) | 63 | 16:38.96 (16) | 64 | 16:58.26 (16) | 65 | 17:16.92 (16) | 66 | 17:35.70 (16) | 67 | 17:54.59 (16) | 68 | 18:13.60 (16) | 69 | 18:32.21 (16) | 70 | 18:50.87 (16) | 71 | 19.10 | 72 | 18.90 | 73 | 18.88 | 74 | 18.76 | 75 | 18.93 | 76 | 18.86 | 77 | 18.88 | 78 | 18.84 | 79 | 18.61 | 80 | 18.50 | 81 | 19.09.77 (16) | 82 | 19:28.87 (16) | 83 | 19:47.85 (16) | 84 | 20:06.61 (16) | 85 | 20:25.54 (16) | 86 | 20:44.40 (16) | 87 | 21:03.28 (16) | 88 | 21:22.12 (16) | 89 | 21:40.73 (14) | 90 | 21:59.23 (14) | 91 | 18.87 | 92 | 18.76 | 93 | 19.19 | 94 | 19.13 | 95 | 18.79 | 96 | 18.89 | 97 | 19.49 | 98 | 19.02 | 99 | 18.92 | 80 | 18.93 | 22:18.10 (14) | 22:36.86 (14) | 22:56.05 (14) | 23:15.18 (14) | 23:33.97 (14) | 23:52.86 (14) | 24:12.35 (14) | 24:31.37 (14) | 24:50.29 (14) | 25:09.22 (14) | 25:28.21 (14) | 25:47.07 (14) | 26:05.62 (14) | 26:24.37 (14) | 26:43.27 (14) | 27:02.19 (14) | 27:21.31 (14) | 27:40.43 (14) | 27:59.65 (14) | 28:18.36 (13) | 91 | 18.59 | 92 | 18.96 | 93 | 18.65 | 94 | 18.45 | 95 | 18.34 | 96 | 18.27 | 97 | 17.61 | 98 | 17.69 | 99 | 17.22 | | | | 28:36.95 (13) | 28:55.91 (13) | 29:14.56 (13) | 29:33.01 (13) | 29:51.35 (13) | 30:09.62 (13) | 30:27.23 (13) | 30:44.92 (13) | 31:02.14 (13) | | | | | | | | | | | | |

| 14 Sinead DIVER | | | | | | | | | | AUS 17 Feb 77 | | | | | | | | | | 31:25.49 | | | | | | | | | | | | | | | | | | | | | | | | | | | | | | | | | | | | | | | | | | | | | | | | | | | | | | | | | | | | | | | | | | | | | | | | | | | | | | | | | | | | | | | | | | | | | | | | | | | | | | | | | | | | | | | | | | | | | | | | | | | | | | | | | | | | | | | | | | | | | | | | | | | | | | | | | | | | | | | | | | | | | | | | | | | | | | | | | | | | | | | | | | | | | | | | | | | | | | | | | | | | | | | | | | | | | | | | | | | | | | | | | | | | | | | | |
|-----------------|-------|---|-------|---|-------|---|-------|---|-------|---------------|-------|---|-------|---|-------|---|-------|----|-------|----------|----|-------|----|-------|----|-------|----|-------|----|-------|----|-------|----|-------|----|-------|----|-------|----|-------|----|-------|----|-------|----|-------|----|-------|----|-------|----|-------|----|-------|----|-------|----|-------|----|-------|----|-------|----|-------|----|-------|----|-------|----|-------|----|-------|----|-------|----|-------|----|-------|----|-------|----|-------|----|-------|----|-------|----|-------|----|-------|----|-------|----|-------|----|-------|----|-------|----|-------|----|-------|----|-------|----|-------|----|-------|----|-------|----|-------|----|-------|----|-------|----|-------|----|-------|----|---------------|----|---------------|----|---------------|----|---------------|----|---------------|----|---------------|----|---------------|----|---------------|----|---------------|----|---------------|----|-------|----|-------|----|-------|----|-------|----|-------|----|-------|----|-------|----|-------|----|-------|----|-------|---------------|---------------|---------------|---------------|---------------|---------------|---------------|---------------|---------------|---------------|----|-------|----|-------|----|-------|----|-------|----|-------|----|-------|----|-------|----|-------|----|-------|----|-------|---------------|---------------|---------------|---------------|---------------|---------------|---------------|---------------|---------------|---------------|---------------|---------------|---------------|---------------|---------------|---------------|---------------|---------------|---------------|---------------|----|-------|----|-------|----|-------|----|-------|----|-------|----|-------|----|-------|----|-------|----|-------|--|--|--|---------------|---------------|---------------|---------------|---------------|---------------|---------------|---------------|---------------|--|--|--|--|--|--|--|--|--|--|--|--|
| 1 | 19.83 | 2 | 21.92 | 3 | 20.64 | 4 | 19.85 | 5 | 19.49 | 6 | 19.28 | 7 | 19.09 | 8 | 18.64 | 9 | 18.77 | 10 | 18.63 | PB | 11 | 19.10 | 12 | 18.88 | 13 | 19.03 | 14 | 18.44 | 15 | 18.72 | 16 | 18.73 | 17 | 19.12 | 18 | 18.77 | 19 | 18.76 | 20 | 18.17 | 21 | 18.96 | 22 | 18.69 | 23 | 18.87 | 24 | 18.55 | 25 | 18.90 | 26 | 18.82 | 27 | 18.88 | 28 | 18.98 | 29 | 19.50 | 30 | 17.99 | 31 | 18.60 | 32 | 18.50 | 33 | 18.90 | 34 | 18.15 | 35 | 18.49 | 36 | 18.21 | 37 | 18.73 | 38 | 17.58 | 39 | 18.28 | 40 | 18.43 | 41 | 18.69 | 42 | 18.67 | 43 | 18.90 | 44 | 18.83 | 45 | 19.24 | 46 | 18.88 | 47 | 18.82 | 48 | 18.02 | 49 | 18.51 | 50 | 18.29 | 51 | 18.47 | 52 | 18.64 | 53 | 18.93 | 54 | 19.26 | 55 | 18.59 | 56 | 18.82 | 57 | 18.93 | 58 | 18.79 | 59 | 18.73 | 60 | 18.81 | 61 | 16:01.19 (15) | 62 | 16:19.83 (15) | 63 | 16:38.76 (15) | 64 | 16:58.02 (15) | 65 | 17:16.61 (15) | 66 | 17:35.43 (15) | 67 | 17:54.36 (15) | 68 | 18:13.15 (14) | 69 | 18:31.88 (14) | 70 | 18:50.69 (15) | 71 | 19.08 | 72 | 18.91 | 73 | 18.99 | 74 | 18.55 | 75 | 19.09 | 76 | 18.88 | 77 | 18.95 | 78 | 18.60 | 79 | 19.15 | 80 | 18.57 | 19:09.77 (15) | 19:28.68 (15) | 19:47.67 (15) | 20:06.22 (15) | 20:25.31 (15) | 20:44.19 (15) | 21:03.14 (15) | 21:21.74 (14) | 21:40.89 (15) | 21:59.46 (15) | 81 | 18.92 | 82 | 18.68 | 83 | 19.25 | 84 | 19.05 | 85 | 18.89 | 86 | 18.81 | 87 | 19.54 | 88 | 19.03 | 89 | 18.95 | 90 | 18.85 | 22:18.38 (15) | 22:37.06 (15) | 22:56.31 (15) | 23:15.36 (15) | 23:34.25 (15) | 23:53.06 (15) | 24:12.60 (15) | 24:31.63 (15) | 24:50.58 (15) | 25:09.43 (15) | 25:28.47 (15) | 25:47.30 (15) | 26:05.88 (15) | 26:24.10 (13) | 26:42.99 (13) | 27:01.97 (13) | 27:21.13 (13) | 27:40.17 (13) | 27:59.48 (13) | 28:18.81 (14) | 91 | 18.87 | 92 | 19.30 | 93 | 19.41 | 94 | 18.70 | 95 | 18.87 | 96 | 18.52 | 97 | 17.99 | 98 | 18.20 | 99 | 18.37 | | | | 28:37.68 (14) | 28:56.98 (14) | 29:16.39 (14) | 29:35.09 (14) | 29:53.96 (14) | 30:12.48 (14) | 30:30.47 (14) | 30:48.67 (14) | 31:07.04 (14) | | | | | | | | | | | | |



RACE ANALYSIS
10,000 Metres Women - Final

SPLIT TIMES UPDATED

| 15 Stephanie TWELL | | | | | | | | | | GBR 17 Aug 89 | | | | | | | | | | 31:44.79 |
|--------------------|---------------|----|---------------|----|---------------|----|---------------|----|---------------|---------------|---------------|----|---------------|----|---------------|----|---------------|----|---------------|----------|
| 1 | 19.55 | 2 | 21.69 | 3 | 20.69 | 4 | 19.49 | 5 | 19.01 | 6 | 19.10 | 7 | 18.62 | 8 | 18.94 | 9 | 18.51 | 10 | 18.74 | |
| | 19.55 (9) | | 41.24 (6) | | 1:01.93 (6) | | 1:21.42 (3) | | 1:40.43 (2) | | 1:59.53 (3) | | 2:18.15 (3) | | 2:37.09 (3) | | 2:55.60 (3) | | 3:14.34 (3) | |
| 11 | 18.74 | 12 | 18.79 | 13 | 18.63 | 14 | 18.87 | 15 | 18.54 | 16 | 18.60 | 17 | 18.80 | 18 | 18.91 | 19 | 18.60 | 20 | 18.46 | |
| | 3:33.08 (3) | | 3:51.87 (3) | | 4:10.50 (3) | | 4:29.37 (3) | | 4:47.91 (3) | | 5:06.51 (3) | | 5:25.31 (3) | | 5:44.22 (3) | | 6:02.82 (3) | | 6:21.28 (3) | |
| 21 | 18.70 | 22 | 18.66 | 23 | 18.45 | 24 | 18.55 | 25 | 18.74 | 26 | 18.85 | 27 | 18.90 | 28 | 19.14 | 29 | 19.17 | 30 | 19.13 | |
| | 6:39.98 (3) | | 6:58.64 (3) | | 7:17.09 (3) | | 7:35.64 (3) | | 7:54.38 (3) | | 8:13.23 (3) | | 8:32.13 (3) | | 8:51.27 (3) | | 9:10.44 (3) | | 9:29.57 (3) | |
| 31 | 18.94 | 32 | 18.99 | 33 | 18.87 | 34 | 18.52 | 35 | 18.44 | 36 | 18.23 | 37 | 18.14 | 38 | 17.93 | 39 | 18.30 | 40 | 18.74 | |
| | 9:48.51 (3) | | 10:07.50 (3) | | 10:26.37 (5) | | 10:44.89 (10) | | 11:03.33 (8) | | 11:21.56 (9) | | 11:39.70 (10) | | 11:57.63 (11) | | 12:15.93 (11) | | 12:34.67 (13) | |
| 41 | 18.72 | 42 | 18.64 | 43 | 19.01 | 44 | 19.09 | 45 | 19.45 | 46 | 18.61 | 47 | 18.34 | 48 | 18.52 | 49 | 18.42 | 50 | 18.52 | |
| | 12:53.39 (13) | | 13:12.03 (12) | | 13:31.04 (12) | | 13:50.13 (12) | | 14:09.58 (13) | | 14:28.19 (12) | | 14:46.53 (12) | | 15:05.05 (12) | | 15:23.47 (12) | | 15:41.99 (12) | |
| 51 | 18.48 | 52 | 18.55 | 53 | 19.03 | 54 | 19.28 | 55 | 18.52 | 56 | 18.78 | 57 | 19.02 | 58 | 19.08 | 59 | 18.78 | 60 | 18.66 | |
| | 16:00.47 (12) | | 16:19.02 (12) | | 16:38.05 (12) | | 16:57.33 (12) | | 17:15.85 (12) | | 17:34.63 (12) | | 17:53.65 (12) | | 18:12.73 (12) | | 18:31.51 (12) | | 18:50.17 (13) | |
| 61 | 19.05 | 62 | 18.81 | 63 | 18.93 | 64 | 18.78 | 65 | 19.17 | 66 | 18.90 | 67 | 19.06 | 68 | 18.95 | 69 | 19.26 | 70 | 18.92 | |
| | 19:09.22 (12) | | 19:28.03 (12) | | 19:46.96 (12) | | 20:05.74 (13) | | 20:24.91 (13) | | 20:43.81 (13) | | 21:02.87 (13) | | 21:21.82 (15) | | 21:41.08 (16) | | 22:00.00 (16) | |
| 71 | 18.81 | 72 | 18.91 | 73 | 19.00 | 74 | 19.26 | 75 | 19.08 | 76 | 19.27 | 77 | 19.37 | 78 | 19.23 | 79 | 19.38 | 80 | 19.59 | |
| | 22:18.81 (16) | | 22:37.72 (16) | | 22:56.72 (16) | | 23:15.98 (16) | | 23:35.06 (16) | | 23:54.33 (16) | | 24:13.70 (16) | | 24:32.93 (16) | | 24:52.31 (16) | | 25:11.90 (16) | |
| 81 | 19.55 | 82 | 19.85 | 83 | 19.84 | 84 | 19.98 | 85 | 19.91 | 86 | 20.18 | 87 | 19.95 | 88 | 20.09 | 89 | 19.79 | 90 | 20.07 | |
| | 25:31.45 (16) | | 25:51.30 (16) | | 26:11.14 (16) | | 26:31.12 (16) | | 26:51.03 (15) | | 27:11.21 (15) | | 27:31.16 (15) | | 27:51.25 (15) | | 28:11.04 (15) | | 28:31.11 (15) | |
| 91 | 19.54 | 92 | 19.80 | 93 | 19.69 | 94 | 19.50 | 95 | 19.43 | 96 | 19.71 | 97 | 19.26 | 98 | 19.51 | 99 | 18.86 | | | |
| | 28:50.65 (15) | | 29:10.45 (15) | | 29:30.14 (15) | | 29:49.64 (15) | | 30:09.07 (15) | | 30:28.78 (15) | | 30:48.04 (15) | | 31:07.55 (15) | | 31:26.41 (15) | | | |

| 16 Stella CHESANG | | | | | | | | | | UGA 1 Dec 96 | | | | | | | | | | 32:15.20 |
|-------------------|---------------|----|---------------|----|---------------|----|---------------|----|---------------|--------------|---------------|----|---------------|----|---------------|----|---------------|----|---------------|----------|
| 1 | 19.33 | 2 | 22.24 | 3 | 20.84 | 4 | 19.97 | 5 | 19.62 | 6 | 19.20 | 7 | 19.19 | 8 | 18.59 | 9 | 18.75 | 10 | 18.66 | |
| | 19.33 (6) | | 41.57 (11) | | 1:02.41 (13) | | 1:22.38 (13) | | 1:42.00 (11) | | 2:01.20 (14) | | 2:20.39 (15) | | 2:38.98 (16) | | 2:57.73 (15) | | 3:16.39 (16) | |
| 11 | 18.98 | 12 | 18.54 | 13 | 18.81 | 14 | 18.17 | 15 | 18.56 | 16 | 18.61 | 17 | 18.94 | 18 | 18.80 | 19 | 18.59 | 20 | 18.66 | |
| | 3:35.37 (15) | | 3:53.91 (14) | | 4:12.72 (14) | | 4:30.89 (10) | | 4:49.45 (9) | | 5:08.06 (9) | | 5:27.00 (9) | | 5:45.80 (9) | | 6:04.39 (9) | | 6:23.05 (11) | |
| 21 | 18.96 | 22 | 18.83 | 23 | 18.76 | 24 | 18.39 | 25 | 18.87 | 26 | 18.73 | 27 | 18.93 | 28 | 19.07 | 29 | 19.35 | 30 | 18.20 | |
| | 6:42.01 (12) | | 7:00.84 (13) | | 7:19.60 (13) | | 7:37.99 (13) | | 7:56.86 (14) | | 8:15.59 (14) | | 8:34.52 (14) | | 8:53.59 (14) | | 9:12.94 (14) | | 9:31.14 (14) | |
| 31 | 18.95 | 32 | 18.65 | 33 | 18.62 | 34 | 17.98 | 35 | 17.61 | 36 | 17.82 | 37 | 18.43 | 38 | 18.59 | 39 | 18.82 | 40 | 18.70 | |
| | 9:50.09 (14) | | 10:08.74 (14) | | 10:27.36 (14) | | 10:45.34 (14) | | 11:02.95 (6) | | 11:20.77 (6) | | 11:39.20 (8) | | 11:57.79 (12) | | 12:16.61 (15) | | 12:35.31 (15) | |
| 41 | 18.71 | 42 | 18.70 | 43 | 18.97 | 44 | 18.24 | 45 | 19.55 | 46 | 19.11 | 47 | 18.79 | 48 | 18.99 | 49 | 19.04 | 50 | 18.86 | |
| | 12:54.02 (15) | | 13:12.72 (15) | | 13:31.69 (15) | | 13:49.93 (11) | | 14:09.48 (12) | | 14:28.59 (14) | | 14:47.38 (14) | | 15:06.37 (17) | | 15:25.41 (17) | | 15:44.27 (17) | |
| 51 | 19.05 | 52 | 19.20 | 53 | 19.15 | 54 | 19.21 | 55 | 19.35 | 56 | 19.44 | 57 | 19.69 | 58 | 19.58 | 59 | 19.63 | 60 | 19.75 | |
| | 16:03.32 (17) | | 16:22.52 (17) | | 16:41.67 (17) | | 17:00.88 (17) | | 17:20.23 (17) | | 17:39.67 (17) | | 17:59.36 (17) | | 18:18.94 (17) | | 18:38.57 (17) | | 18:58.32 (17) | |
| 61 | 20.02 | 62 | 19.79 | 63 | 19.68 | 64 | 19.67 | 65 | 19.96 | 66 | 19.89 | 67 | 19.73 | 68 | 19.82 | 69 | 19.76 | 70 | 20.02 | |
| | 19:18.34 (17) | | 19:38.13 (17) | | 19:57.81 (17) | | 20:17.48 (17) | | 20:37.44 (17) | | 20:57.33 (17) | | 21:17.06 (17) | | 21:36.88 (17) | | 21:56.84 (17) | | 22:16.86 (17) | |
| 71 | 19.84 | 72 | 19.97 | 73 | 20.17 | 74 | 20.10 | 75 | 20.14 | 76 | 20.01 | 77 | 20.03 | 78 | 19.88 | 79 | 19.93 | 80 | 19.97 | |
| | 22:36.70 (17) | | 22:56.67 (17) | | 23:16.84 (17) | | 23:36.94 (17) | | 23:57.08 (17) | | 24:17.09 (17) | | 24:37.12 (17) | | 24:57.00 (17) | | 25:16.93 (17) | | 25:36.90 (17) | |
| 81 | 20.28 | 82 | 20.12 | 83 | 20.19 | 84 | 20.01 | 85 | 20.33 | 86 | 20.04 | 87 | 19.97 | 88 | 19.93 | 89 | 19.95 | 90 | 19.78 | |
| | 25:57.18 (17) | | 26:17.30 (17) | | 26:37.49 (17) | | 26:57.50 (17) | | 27:17.83 (16) | | 27:37.87 (16) | | 27:57.84 (16) | | 28:17.77 (16) | | 28:37.72 (16) | | 28:57.50 (16) | |
| 91 | 20.11 | 92 | 20.04 | 93 | 20.42 | 94 | 19.99 | 95 | 20.17 | 96 | 20.08 | 97 | 19.72 | 98 | 19.09 | 99 | 19.16 | | | |
| | 29:17.61 (16) | | 29:37.65 (16) | | 29:58.07 (16) | | 30:18.06 (16) | | 30:38.23 (16) | | 30:58.31 (16) | | 31:18.03 (16) | | 31:37.12 (16) | | 31:56.28 (16) | | | |

| 17 Natasha WODAK | | | | | | | | | | CAN 17 Dec 81 | | | | | | | | | | 32:31.19 |
|------------------|---------------|----|---------------|----|---------------|----|---------------|----|---------------|---------------|---------------|----|---------------|----|---------------|----|---------------|----|---------------|----------|
| 1 | 19.55 | 2 | 22.15 | 3 | 20.95 | 4 | 20.14 | 5 | 19.88 | 6 | 19.08 | 7 | 19.09 | 8 | 18.53 | 9 | 18.94 | 10 | 18.62 | |
| | 19.55 (10) | | 41.70 (12) | | 1:02.65 (15) | | 1:22.79 (16) | | 1:42.67 (16) | | 2:01.75 (19) | | 2:20.84 (20) | | 2:39.37 (20) | | 2:58.31 (20) | | 3:16.93 (20) | |
| 11 | 18.94 | 12 | 18.66 | 13 | 18.99 | 14 | 18.41 | 15 | 18.98 | 16 | 18.43 | 17 | 18.95 | 18 | 18.74 | 19 | 18.76 | 20 | 18.18 | |
| | 3:35.87 (19) | | 3:54.53 (20) | | 4:13.52 (20) | | 4:31.93 (20) | | 4:50.91 (21) | | 5:09.34 (20) | | 5:28.29 (19) | | 5:47.03 (19) | | 6:05.79 (19) | | 6:23.97 (19) | |
| 21 | 18.99 | 22 | 18.69 | 23 | 18.85 | 24 | 18.70 | 25 | 18.97 | 26 | 19.20 | 27 | 18.94 | 28 | 18.91 | 29 | 19.37 | 30 | 18.42 | |
| | 6:42.96 (19) | | 7:01.65 (19) | | 7:20.50 (19) | | 7:39.20 (20) | | 7:58.17 (20) | | 8:17.37 (21) | | 8:36.31 (21) | | 8:55.22 (21) | | 9:14.59 (21) | | 9:33.01 (22) | |
| 31 | 18.79 | 32 | 18.65 | 33 | 18.86 | 34 | 18.19 | 35 | 18.62 | 36 | 18.91 | 37 | 18.63 | 38 | 19.02 | 39 | 19.24 | 40 | 19.27 | |
| | 9:51.80 (22) | | 10:10.45 (22) | | 10:29.31 (22) | | 10:47.50 (21) | | 11:06.12 (21) | | 11:25.03 (21) | | 11:43.66 (21) | | 12:02.68 (21) | | 12:21.92 (21) | | 12:41.19 (20) | |
| 41 | 19.09 | 42 | 19.86 | 43 | 19.83 | 44 | 19.83 | 45 | 19.67 | 46 | 19.95 | 47 | 19.85 | 48 | 19.76 | 49 | 19.85 | 50 | 19.40 | |
| | 13:00.28 (20) | | 13:20.14 (20) | | 13:39.97 (20) | | 13:59.80 (20) | | 14:19.47 (20) | | 14:39.42 (20) | | 14:59.27 (20) | | 15:19.03 (21) | | 15:38.88 (21) | | 15:58.28 (20) | |
| 51 | 19.51 | 52 | 19.89 | 53 | 19.05 | 54 | 20.00 | 55 | 19.78 | 56 | 19.95 | 57 | 19.75 | 58 | 20.03 | 59 | 19.71 | 60 | 19.80 | |
| | 16:17.79 (20) | | 16:37.68 (20) | | 16:56.73 (19) | | 17:16.73 (19) | | 17:36.51 (19) | | 17:56.46 (19) | | 18:16.21 (19) | | 18:36.24 (19) | | 18:55.95 (19) | | 19:15.75 (19) | |
| 61 | 19.67 | 62 | 20.13 | 63 | 20.14 | 64 | 20.10 | 65 | 19.77 | 66 | 20.05 | 67 | 19.98 | 68 | 20.13 | 69 | 20.14 | 70 | 20.19 | |
| | 19:35.42 (19) | | 19:55.55 (19) | | 20:15.69 (19) | | 20:35.79 (19) | | 20:55.56 (18) | | 21:15.61 (18) | | 21:35.59 (18) | | 21:55.72 (18) | | 22:15.86 (18) | | 22:36.05 (18) | |
| 71 | 19.90 | 72 | 20.01 | 73 | 19.97 | 74 | 20.43 | 75 | 20.04 | 76 | 20.22 | 77 | 20.07 | 78 | 20.50 | 79 | 20.02 | 80 | 19.83 | |
| | 22:55.95 (18) | | 23:15.96 (18) | | 23:35.93 (18) | | 23:56.36 (18) | | 24:16.40 (18) | | 24:36.62 (18) | | 24:56.69 (18) | | 25:17.19 (18) | | 25:37.21 (18) | | 25:57.04 (18) | |
| 81 | 19.72 | 82 | 19.56 | 83 | 19.90 | 84 | 20.14 | 85 | 19.94 | 86 | 20.10 | 87 | 19.90 | 88 | 20.03 | 89 | 19.77 | 90 | 20.65 | |
| | 26:16.76 (18) | | 26:36.32 (18) | | 26:56.22 (18) | | 27:16.36 (18) | | 27:36.30 (17) | | 27:56.40 (17) | | 28:16.30 (17) | | 28:36.33 (17) | | 28:56.10 (17) | | 29:16.75 (17) | |
| 91 | 20.11 | 92 | 20.15 | 93 | 19.73 | 94 | 19.63 | 95 | 20.27 | 96 | 19.86 | 97 | 18.87 | 98 | 19.07 | 99 | 18.20 | | | |
| | 29:36.86 (17) | | 29:57.01 (17) | | 30:16.74 (17) | | 30:36.37 (17) | | 30:56.64 (17) | | 31:16.50 (17) | | 31:35.37 (17) | | 31:54.44 (17) | | 32:12.64 (17) | | | |



RACE ANALYSIS
10,000 Metres Women - Final

SPLIT TIMES UPDATED

| 18 Rachael Zena CHEBET | | | | | | | | | | UGA 5 Nov 96 | | | | | | | | | | 32:41.93 | | | | | | | | | | | | | | | | | | | | | | | | | | | | | | | | | | | | | | | | | | | | | | | | | | | | | | | | | | | | | | | | | | | | | | | | | | | | | | | | | | | | | | | | | | | | | | | | | | | | | | | | | | | | | | | | | | | | | | | | | | | | | | | | | | | | | | | | | | | | | | | | | | | | | | | | | | | | | | | | | | | | | | | | | | | | | | | | | | | | | | | | | | | |
|------------------------|-------|---|-------|---|-------|---|-------|---|-------|--------------|-------|---|-------|---|-------|---|-------|----|-------|----------|-------|----|-------|----|-------|----|-------|----|-------|----|-------|----|-------|----|-------|----|-------|----|-------|----|-------|----|-------|----|-------|----|-------|----|-------|----|-------|----|-------|----|-------|----|-------|----|-------|----|-------|----|-------|----|-------|----|-------|----|-------|----|-------|----|-------|----|-------|----|-------|----|-------|----|-------|----|-------|----|-------|----|-------|----|-------|----|-------|----|-------|----|-------|----|-------|----|-------|----|-------|----|-------|----|-------|----|-------|----|-------|----|-------|----|-------|----|-------|----|-------|----|-------|----|-------|----|-------|----|-------|----|-------|----|-------|----|-------|----|-------|----|-------|----|-------|----|-------|----|-------|----|-------|----|-------|----|-------|----|-------|----|-------|----|-------|----|-------|----|-------|----|-------|----|-------|----|-------|----|-------|----|-------|----|-------|----|-------|----|-------|----|-------|----|-------|----|-------|----|-------|----|-------|----|-------|----|-------|----|-------|----|-------|----|-------|----|-------|----|-------|---------------|---------------|---------------|---------------|---------------|---------------|---------------|---------------|---------------|--|
| 1 | 19.34 | 2 | 21.57 | 3 | 20.80 | 4 | 19.93 | 5 | 19.52 | 6 | 19.39 | 7 | 18.87 | 8 | 18.70 | 9 | 18.62 | 10 | 18.75 | 11 | 18.82 | 12 | 18.90 | 13 | 18.67 | 14 | 18.96 | 15 | 18.76 | 16 | 18.86 | 17 | 19.06 | 18 | 18.76 | 19 | 18.63 | 20 | 18.37 | 21 | 18.60 | 22 | 18.51 | 23 | 18.59 | 24 | 18.73 | 25 | 18.81 | 26 | 18.73 | 27 | 18.88 | 28 | 19.08 | 29 | 19.27 | 30 | 18.44 | 31 | 18.89 | 32 | 18.61 | 33 | 18.88 | 34 | 17.58 | 35 | 18.61 | 36 | 18.44 | 37 | 18.80 | 38 | 18.25 | 39 | 18.79 | 40 | 18.92 | 41 | 19.09 | 42 | 19.42 | 43 | 19.47 | 44 | 19.58 | 45 | 20.07 | 46 | 20.07 | 47 | 19.89 | 48 | 19.90 | 49 | 20.01 | 50 | 20.12 | 51 | 20.05 | 52 | 19.97 | 53 | 20.03 | 54 | 19.94 | 55 | 19.92 | 56 | 20.08 | 57 | 20.29 | 58 | 20.19 | 59 | 20.24 | 60 | 20.04 | 61 | 20.26 | 62 | 20.00 | 63 | 20.21 | 64 | 20.02 | 65 | 20.43 | 66 | 19.94 | 67 | 20.26 | 68 | 19.97 | 69 | 20.53 | 70 | 20.34 | 71 | 20.66 | 72 | 20.60 | 73 | 20.75 | 74 | 20.80 | 75 | 20.90 | 76 | 20.25 | 77 | 20.64 | 78 | 20.39 | 79 | 20.30 | 80 | 20.17 | 81 | 20.46 | 82 | 20.27 | 83 | 20.57 | 84 | 20.31 | 85 | 20.28 | 86 | 20.45 | 87 | 20.43 | 88 | 19.93 | 89 | 20.66 | 90 | 20.19 | 91 | 19.94 | 92 | 19.85 | 93 | 20.11 | 94 | 20.04 | 95 | 19.89 | 96 | 20.04 | 97 | 19.86 | 98 | 19.30 | 99 | 18.99 | 29:45.96 (18) | 30:05.81 (18) | 30:25.92 (18) | 30:45.96 (18) | 31:05.85 (18) | 31:25.89 (18) | 31:45.75 (18) | 32:05.05 (18) | 32:24.04 (18) | |

| 19 Minami YAMANOUCHI | | | | | | | | | | JPN 21 Dec 92 | | | | | | | | | | 32:53.46 | | | | | | | | | | | | | | | | | | | | | | | | | | | | | | | | | | | | | | | | | | | | | | | | | | | | | | | | | | | | | | | | | | | | | | | | | | | | | | | | | | | | | | | | | | | | | | | | | | | | | | | | | | | | | | | | | | | | | | | | | | | | | | | | | | | | | | | | | | | | | | | | | | | | | | | | | | | | | | | | | | | | | | | | | | | | | | | | | | | | | | | | | | | |
|----------------------|-------|---|-------|---|-------|---|-------|---|-------|---------------|-------|---|-------|---|-------|---|-------|----|-------|----------|-------|----|-------|----|-------|----|-------|----|-------|----|-------|----|-------|----|-------|----|-------|----|-------|----|-------|----|-------|----|-------|----|-------|----|-------|----|-------|----|-------|----|-------|----|-------|----|-------|----|-------|----|-------|----|-------|----|-------|----|-------|----|-------|----|-------|----|-------|----|-------|----|-------|----|-------|----|-------|----|-------|----|-------|----|-------|----|-------|----|-------|----|-------|----|-------|----|-------|----|-------|----|-------|----|-------|----|-------|----|-------|----|-------|----|-------|----|-------|----|-------|----|-------|----|-------|----|-------|----|-------|----|-------|----|-------|----|-------|----|-------|----|-------|----|-------|----|-------|----|-------|----|-------|----|-------|----|-------|----|-------|----|-------|----|-------|----|-------|----|-------|----|-------|----|-------|----|-------|----|-------|----|-------|----|-------|----|-------|----|-------|----|-------|----|-------|----|-------|----|-------|----|-------|----|-------|----|-------|----|-------|----|-------|----|-------|----|-------|----|-------|---------------|---------------|---------------|---------------|---------------|---------------|---------------|---------------|---------------|--|
| 1 | 19.81 | 2 | 22.11 | 3 | 20.94 | 4 | 19.65 | 5 | 19.90 | 6 | 18.32 | 7 | 18.98 | 8 | 18.85 | 9 | 18.67 | 10 | 18.69 | 11 | 19.10 | 12 | 18.90 | 13 | 18.95 | 14 | 18.79 | 15 | 18.96 | 16 | 18.34 | 17 | 18.99 | 18 | 18.57 | 19 | 18.84 | 20 | 18.24 | 21 | 19.09 | 22 | 18.60 | 23 | 18.80 | 24 | 18.47 | 25 | 18.76 | 26 | 18.84 | 27 | 18.85 | 28 | 19.11 | 29 | 19.42 | 30 | 18.88 | 31 | 18.83 | 32 | 18.67 | 33 | 18.93 | 34 | 18.85 | 35 | 18.85 | 36 | 19.15 | 37 | 19.21 | 38 | 19.50 | 39 | 19.82 | 40 | 19.92 | 41 | 20.14 | 42 | 20.00 | 43 | 20.09 | 44 | 20.31 | 45 | 20.58 | 46 | 20.25 | 47 | 20.15 | 48 | 19.91 | 49 | 20.39 | 50 | 20.20 | 51 | 20.22 | 52 | 19.84 | 53 | 20.21 | 54 | 20.23 | 55 | 19.94 | 56 | 20.23 | 57 | 20.37 | 58 | 20.28 | 59 | 20.10 | 60 | 20.19 | 61 | 20.39 | 62 | 20.05 | 63 | 20.72 | 64 | 20.18 | 65 | 20.76 | 66 | 20.27 | 67 | 19.81 | 68 | 20.21 | 69 | 20.39 | 70 | 20.01 | 71 | 19.96 | 72 | 20.01 | 73 | 19.39 | 74 | 17.71 | 75 | 18.83 | 76 | 20.36 | 77 | 21.13 | 78 | 20.35 | 79 | 20.30 | 80 | 21.02 | 81 | 20.84 | 82 | 21.00 | 83 | 20.82 | 84 | 19.96 | 85 | 20.11 | 86 | 19.93 | 87 | 20.51 | 88 | 20.59 | 89 | 20.82 | 90 | 20.51 | 91 | 20.55 | 92 | 19.80 | 93 | 20.67 | 94 | 20.75 | 95 | 20.30 | 96 | 20.13 | 97 | 19.65 | 98 | 18.99 | 99 | 19.43 | 29:55.25 (19) | 30:15.05 (19) | 30:35.72 (19) | 30:56.47 (19) | 31:16.77 (19) | 31:36.90 (19) | 31:56.55 (19) | 32:15.54 (19) | 32:34.97 (19) | |

| 20 Juliet CHEKWEL | | | | | | | | | | UGA 25 May 90 | | | | | | | | | | 33:28.18 | | | | | | | | | | | | | | | | | | | | | | | | | | | | | | | | | | | | | | | | | | | | | | | | | | | | | | | | | | | | | | | | | | | | | | | | | | | | | | | | | | | | | | | | | | | | | | | | | | | | | | | | | | | | | | | | | | | | | | | | | | | | | | | | | | | | | | | | | | | | | | | | | | | | | | | | | | | | | | | | | | | | | | | | | | | | | | | | | | | | | | | | | | | |
|-------------------|-------|---|-------|---|-------|---|-------|---|-------|---------------|-------|---|-------|---|-------|---|-------|----|-------|----------|-------|----|-------|----|-------|----|-------|----|-------|----|-------|----|-------|----|-------|----|-------|----|-------|----|-------|----|-------|----|-------|----|-------|----|-------|----|-------|----|-------|----|-------|----|-------|----|-------|----|-------|----|-------|----|-------|----|-------|----|-------|----|-------|----|-------|----|-------|----|-------|----|-------|----|-------|----|-------|----|-------|----|-------|----|-------|----|-------|----|-------|----|-------|----|-------|----|-------|----|-------|----|-------|----|-------|----|-------|----|-------|----|-------|----|-------|----|-------|----|-------|----|-------|----|-------|----|-------|----|-------|----|-------|----|-------|----|-------|----|-------|----|-------|----|-------|----|-------|----|-------|----|-------|----|-------|----|-------|----|-------|----|-------|----|-------|----|-------|----|-------|----|-------|----|-------|----|-------|----|-------|----|-------|----|-------|----|-------|----|-------|----|-------|----|-------|----|-------|----|-------|----|-------|----|-------|----|-------|----|-------|----|-------|----|-------|----|-------|----|-------|---------------|---------------|---------------|---------------|---------------|---------------|---------------|---------------|---------------|--|
| 1 | 19.24 | 2 | 21.99 | 3 | 20.92 | 4 | 19.93 | 5 | 19.81 | 6 | 18.99 | 7 | 18.96 | 8 | 18.94 | 9 | 18.95 | 10 | 18.57 | 11 | 19.11 | 12 | 18.72 | 13 | 18.84 | 14 | 18.48 | 15 | 18.93 | 16 | 18.63 | 17 | 18.98 | 18 | 18.77 | 19 | 18.74 | 20 | 17.98 | 21 | 18.93 | 22 | 18.54 | 23 | 18.79 | 24 | 18.55 | 25 | 18.77 | 26 | 18.79 | 27 | 18.92 | 28 | 19.10 | 29 | 19.44 | 30 | 18.58 | 31 | 18.74 | 32 | 18.74 | 33 | 18.96 | 34 | 18.49 | 35 | 18.65 | 36 | 18.72 | 37 | 19.18 | 38 | 19.04 | 39 | 19.42 | 40 | 19.59 | 41 | 19.38 | 42 | 19.57 | 43 | 19.80 | 44 | 19.89 | 45 | 19.64 | 46 | 20.01 | 47 | 19.69 | 48 | 19.37 | 49 | 19.87 | 50 | 19.91 | 51 | 19.55 | 52 | 19.87 | 53 | 20.01 | 54 | 20.10 | 55 | 20.21 | 56 | 20.46 | 57 | 20.76 | 58 | 20.83 | 59 | 20.84 | 60 | 20.82 | 61 | 21.31 | 62 | 21.10 | 63 | 21.13 | 64 | 21.03 | 65 | 21.48 | 66 | 21.49 | 67 | 21.06 | 68 | 20.61 | 69 | 21.15 | 70 | 20.80 | 71 | 20.67 | 72 | 20.86 | 73 | 21.43 | 74 | 21.32 | 75 | 21.41 | 76 | 21.29 | 77 | 20.71 | 78 | 21.02 | 79 | 21.10 | 80 | 21.05 | 81 | 21.09 | 82 | 21.55 | 83 | 21.83 | 84 | 21.29 | 85 | 21.68 | 86 | 20.98 | 87 | 21.18 | 88 | 21.35 | 89 | 22.25 | 90 | 21.82 | 91 | 21.50 | 92 | 21.09 | 93 | 22.08 | 94 | 21.32 | 95 | 21.04 | 96 | 21.42 | 97 | 21.08 | 98 | 20.80 | 99 | 20.02 | 30:20.54 (20) | 30:41.63 (20) | 31:03.71 (20) | 31:25.03 (20) | 31:46.07 (20) | 32:07.49 (20) | 32:28.57 (20) | 32:49.37 (20) | 33:09.39 (20) | |



RACE ANALYSIS
10,000 Metres Women - Final

SPLIT TIMES UPDATED

Alina REH

GER 23 May 97

DNF

| | | | | | | | | | | | | | | | | | | | |
|----|--------------------|----|---------------------|----|--------------------|----|--------------------|----|--------------------|----|--------------------|----|--------------------|----|--------------------|----|--------------------|----|--------------------|
| 1 | 20.15 | 2 | 21.41 | 3 | 20.19 | 4 | 19.23 | 5 | 18.99 | 6 | 19.06 | 7 | 18.67 | 8 | 18.89 | 9 | 18.56 | 10 | 18.71 |
| | 20.15 (17) | | 41.56 (10) | | 1:01.75 (4) | | 1:20.98 (1) | | 1:39.97 (22) | | 1:59.03 (1) | | 2:17.70 (1) | | 2:36.59 (1) | | 2:55.15 (1) | | 3:13.86 (1) |
| 11 | 18.76 | 12 | 18.76 | 13 | 18.66 | 14 | 18.89 | 15 | 18.54 | 16 | 18.61 | 17 | 18.76 | 18 | 18.91 | 19 | 18.58 | 20 | 18.49 |
| | 3:32.62 (1) | | 3:51.38 (1) | | 4:10.04 (1) | | 4:28.93 (1) | | 4:47.47 (1) | | 5:06.08 (1) | | 5:24.84 (1) | | 5:43.75 (1) | | 6:02.33 (1) | | 6:20.82 (1) |
| 21 | 18.67 | 22 | 18.69 | 23 | 18.46 | 24 | 18.56 | 25 | 18.70 | 26 | 18.87 | 27 | 18.90 | 28 | 19.14 | 29 | 19.15 | 30 | 19.12 |
| | 6:39.49 (1) | | 6:58.18 (1) | | 7:16.64 (1) | | 7:35.20 (1) | | 7:53.90 (1) | | 8:12.77 (1) | | 8:31.67 (1) | | 8:50.81 (1) | | 9:09.96 (1) | | 9:29.08 (1) |
| 31 | 18.95 | 32 | 19.01 | 33 | 19.05 | 34 | 18.56 | 35 | 18.75 | 36 | 18.85 | 37 | 18.79 | 38 | 18.38 | 39 | 18.51 | 40 | 18.96 |
| | 9:48.03 (1) | | 10:07.04 (1) | | 10:26.09 (2) | | 10:44.65 (6) | | 11:03.40 (9) | | 11:22.25 (15) | | 11:41.04 (17) | | 11:59.42 (19) | | 12:17.93 (19) | | 12:36.89 (19) |
| 41 | 18.96 | 42 | 18.84 | 43 | 18.66 | 44 | 18.65 | 45 | 18.75 | 46 | 18.73 | 47 | 19.01 | 48 | 18.82 | 49 | 18.99 | 50 | 19.09 |
| | 12:55.85 (19) | | 13:14.69 (18) | | 13:33.35 (18) | | 13:52.00 (18) | | 14:10.75 (18) | | 14:29.48 (18) | | 14:48.49 (18) | | 15:07.31 (18) | | 15:26.30 (18) | | 15:45.39 (18) |
| 51 | 19.13 | 52 | 32.28 | | | | | | | | | | | | | | | | |
| | 16:04.52 (18) | | 16:36.80 (19) | | | | | | | | | | | | | | | | |

Netsanet GUDETA

ETH 12 Feb 91

DNF

| | | | | | | | | | | | | | | | | | | | |
|----|---------------|----|---------------|----|---------------|----|---------------|----|---------------|----|---------------|----|---------------|----|---------------|----|---------------|----|---------------|
| 1 | 19.56 | 2 | 22.37 | 3 | 20.71 | 4 | 20.25 | 5 | 19.64 | 6 | 18.98 | 7 | 19.10 | 8 | 18.56 | 9 | 18.81 | 10 | 18.61 |
| | 19.56 (11) | | 41.93 (15) | | 1:02.64 (14) | | 1:22.89 (17) | | 1:42.53 (15) | | 2:01.51 (17) | | 2:20.61 (18) | | 2:39.17 (18) | | 2:57.98 (18) | | 3:16.59 (18) |
| 11 | 18.99 | 12 | 17.75 | 13 | 18.75 | 14 | 18.97 | 15 | 18.76 | 16 | 18.85 | 17 | 19.07 | 18 | 18.74 | 19 | 18.70 | 20 | 18.22 |
| | 3:35.58 (17) | | 3:53.33 (9) | | 4:12.08 (10) | | 4:31.05 (12) | | 4:49.81 (12) | | 5:08.66 (13) | | 5:27.73 (14) | | 5:46.47 (14) | | 6:05.17 (14) | | 6:23.39 (14) |
| 21 | 18.88 | 22 | 18.81 | 23 | 18.83 | 24 | 18.20 | 25 | 18.58 | 26 | 18.69 | 27 | 18.95 | 28 | 19.06 | 29 | 19.32 | 30 | 18.15 |
| | 6:42.27 (14) | | 7:01.08 (15) | | 7:19.91 (15) | | 7:38.11 (14) | | 7:56.69 (13) | | 8:15.38 (13) | | 8:34.33 (13) | | 8:53.39 (13) | | 9:12.71 (13) | | 9:30.86 (12) |
| 31 | 19.14 | 32 | 18.55 | 33 | 18.46 | 34 | 17.49 | 35 | 18.15 | 36 | 17.42 | 37 | 17.91 | 38 | 18.19 | 39 | 17.74 | 40 | 18.06 |
| | 9:50.00 (13) | | 10:08.55 (13) | | 10:27.01 (11) | | 10:44.50 (5) | | 11:02.65 (5) | | 11:20.07 (5) | | 11:37.98 (5) | | 11:56.17 (5) | | 12:13.91 (5) | | 12:31.97 (5) |
| 41 | 18.49 | 42 | 17.72 | 43 | 17.87 | 44 | 18.07 | 45 | 17.80 | 46 | 17.88 | 47 | 18.39 | 48 | 18.41 | 49 | 18.30 | 50 | 18.71 |
| | 12:50.46 (5) | | 13:08.18 (5) | | 13:26.05 (5) | | 13:44.12 (5) | | 14:01.92 (5) | | 14:19.80 (5) | | 14:38.19 (5) | | 14:56.60 (5) | | 15:14.90 (5) | | 15:33.61 (5) |
| 51 | 18.57 | 52 | 18.63 | 53 | 18.88 | 54 | 18.83 | 55 | 18.70 | 56 | 18.14 | 57 | 18.76 | 58 | 19.15 | 59 | 19.39 | 60 | 19.60 |
| | 15:52.18 (5) | | 16:10.81 (6) | | 16:29.69 (6) | | 16:48.52 (6) | | 17:07.22 (6) | | 17:25.36 (7) | | 17:44.12 (7) | | 18:03.27 (7) | | 18:22.66 (7) | | 18:42.26 (7) |
| 61 | 19.77 | 62 | 19.45 | 63 | 18.85 | 64 | 18.89 | 65 | 18.78 | 66 | 19.35 | 67 | 19.94 | 68 | 19.90 | 69 | 20.06 | 70 | 19.94 |
| | 19:02.03 (7) | | 19:21.48 (8) | | 19:40.33 (8) | | 19:59.22 (8) | | 20:18.00 (8) | | 20:37.35 (8) | | 20:57.29 (8) | | 21:17.19 (8) | | 21:37.25 (8) | | 21:57.19 (8) |
| 71 | 19.93 | 72 | 19.12 | 73 | 19.23 | 74 | 18.96 | 75 | 18.82 | 76 | 18.94 | 77 | 19.56 | 78 | 18.92 | 79 | 18.97 | 80 | 18.86 |
| | 22:17.12 (9) | | 22:36.24 (11) | | 22:55.47 (11) | | 23:14.43 (11) | | 23:33.25 (11) | | 23:52.19 (11) | | 24:11.75 (11) | | 24:30.67 (11) | | 24:49.64 (11) | | 25:08.50 (11) |
| 81 | 18.98 | 82 | 18.93 | 83 | 18.85 | 84 | 20.07 | | | | | | | | | | | | |
| | 25:27.48 (11) | | 25:46.41 (11) | | 26:05.26 (13) | | 26:25.33 (15) | | | | | | | | | | | | |



RESULTS

Marathon Women - Final



| RECORDS | RESULT NAME | COUNTRY | AGE | VENUE | DATE |
|-------------------------------------|--------------------------------|-------------------------|-----------------------|----------------------------|-------------|
| World Record Women Only WRwo | 2:17:01 Mary Jepkosgei KEITANY | KEN | 35 | London | 23 Apr 2017 |
| Championships Record CR | 2:20:57 Paula RADCLIFFE | GBR | 32 | Helsinki (Olympic Stadium) | 14 Aug 2005 |
| World Leading WL | 2:17:08 Ruth CHEPNGETICH | KEN | 25 | Dubai (UAE) | 25 Jan 2019 |
| Area Record AR | National Record NR | Personal Best PB | Season Best SB | | |

27 September 2019 23:59 START TIME 32° C 74 %
 03:34 END TIME 32° C 74 %

| PLACE | NAME | COUNTRY | DATE of BIRTH | RESULT |
|-------|----------------------------|---------|---------------|---------------------------|
| 1 | Ruth CHEPNGETICH | KEN | 8 Aug 94 | 2:32:43 |
| 2 | Rose CHELIMO | BRN | 12 Jul 89 | 2:33:46 + 1:03 |
| 3 | Helalia JOHANNES | NAM | 13 Aug 80 | 2:34:15 + 1:32 |
| 4 | Edna Ngeringwony KIPLAGAT | KEN | 15 Nov 79 | 2:35:36 SB + 2:53 |
| 5 | Volha MAZURONAK | BLR | 14 Apr 89 | 2:36:21 + 3:38 |
| 6 | Roberta GRONER | USA | 4 Jan 78 | 2:38:44 + 6:01 |
| 7 | Mizuki TANIMOTO | JPN | 18 Dec 94 | 2:39:09 + 6:26 |
| 8 | Ji Hyang KIM | PRK | 26 Sep 95 | 2:41:24 + 8:41 |
| 9 | Lyndsay TESSIER | CAN | 21 Jan 78 | 2:42:03 SB + 9:20 |
| 10 | Y Un Ok JO | PRK | 29 Aug 92 | 2:42:23 + 9:40 |
| 11 | Madoka NAKANO | JPN | 14 Aug 91 | 2:42:39 + 9:56 |
| 12 | Y Desi Jisa MOKONIN | BRN | 12 Jul 97 | 2:43:19 + 10:36 |
| 13 | Carrie DIMOFF | USA | 31 May 83 | 2:44:35 SB + 11:52 |
| 14 | Kwang-Ok RI | PRK | 27 Jul 96 | 2:46:16 + 13:33 |
| 15 | Visiline JEPKESHO | KEN | 30 Dec 89 | 2:46:38 + 13:55 |
| 16 | Marta GALIMANY | ESP | 5 Oct 85 | 2:47:45 + 15:02 |
| 17 | Nastassia IVANOVA | BLR | 4 Nov 82 | 2:48:41 + 15:58 |
| 18 | Charlotta FOUGBERG | SWE | 19 Jun 85 | 2:49:17 + 16:34 |
| 19 | Anne-Mari HYRYLÄINEN | FIN | 15 Aug 78 | 2:51:26 + 18:43 |
| 20 | Marcela JOGLOVÁ | CZE | 27 Jul 87 | 2:52:22 + 19:39 |
| 21 | Rutendo Joan NYAHORA | ZIM | 11 Nov 88 | 2:52:33 + 19:50 |
| 22 | Sardana TROFIMOVA | ANA | 28 Mar 88 | 2:52:46 + 20:03 |
| 23 | Nazret WELDU | ERI | 1 Jan 90 | 2:53:45 + 21:02 |
| 24 | Yugui MA | CHN | 4 Mar 95 | 2:55:24 + 22:41 |
| 25 | Khishigsaikhan GALBADRAKH | MGL | 28 Aug 90 | 2:56:15 + 23:32 |
| 26 | Alisa VAINIO | FIN | 16 Nov 97 | 2:56:30 SB + 23:47 |
| 27 | Melanie MYRAND | CAN | 7 Oct 85 | 2:57:40 + 24:57 |
| 28 | Salomé ROCHA | POR | 25 Apr 90 | 2:58:19 + 25:36 |
| 29 | Gloria PRIVILETZIO | GRE | 18 Jul 88 | 2:58:43 + 26:00 |
| 30 | Valdilene DOS SANTOS SILVA | BRA | 18 Dec 91 | 2:59:00 + 26:17 |
| 31 | Manuela SOCCOL | BEL | 16 Jun 88 | 2:59:11 + 26:28 |
| 32 | Sviatlana KUDZELICH | BLR | 7 May 87 | 3:00:38 + 27:55 |
| 33 | Cuomu CIREN | CHN | 27 Aug 97 | 3:01:56 + 29:13 |
| 34 | Munkhzaya BAYARTSOGT | MGL | 10 Oct 93 | 3:02:57 + 30:14 |
| 35 | Rochelle RODGERS | AUS | 15 Apr 87 | 3:05:12 + 32:29 |
| 36 | Andreia HESSEL | BRA | 10 Aug 84 | 3:06:13 + 33:30 |
| 37 | Johanna BÄCKLUND | SWE | 9 Jun 85 | 3:08:30 + 35:47 |
| 38 | Kelsey BRUCE | USA | 27 Oct 92 | 3:09:37 + 36:54 |
| 39 | Mayada AL SAYAD | PLE | 26 Oct 92 | 3:10:30 + 37:47 |
| 40 | Gabriela TRAÑA | CRC | 3 Mar 80 | 3:19:13 + 46:30 |
| | Elvan ABEYLEGESSE | TUR | 11 Sep 82 | DNF |
| | Ruti AGA | ETH | 16 Jan 94 | DNF |
| | Bojana BJELJAC | CRO | 10 Apr 89 | DNF |
| | Monika BYTAUTIENĖ | LTU | 17 Mar 89 | DNF |
| | Fadime ÇELIK | TUR | 25 Oct 86 | DNF |

RESULTS
Marathon Women

| | | | |
|---------------------------|-----|-----------|------------|
| Rosa CHACHA | ECU | 8 Dec 82 | DNF |
| Linnet Toroitich CHEBET | UGA | 4 Nov 92 | DNF |
| Shure DEMISE | ETH | 21 Jan 96 | DNF |
| Roza DEREJE | ETH | 9 May 97 | DNF |
| Sara DOSSENA | ITA | 21 Nov 84 | DNF |
| Giovanna EPIS | ITA | 11 Oct 88 | DNF |
| Shitaye ESHETE | BRN | 21 May 90 | DNF |
| Sasha GOLLISH | CAN | 27 Dec 81 | DNF |
| Dagmara HANDZLIK | CYP | 20 Feb 86 | DNF |
| Ayano IKEMITSU | JPN | 18 Apr 91 | DNF |
| Sitora KHAMIDOVA | UZB | 12 May 89 | DNF |
| Mariya KOROBITSKAYA | KGZ | 10 May 90 | DNF |
| Dan LI | CHN | 1 May 95 | DNF |
| Failuna MATANGA | TAN | 28 Oct 92 | DNF |
| Clementine MUKANDANGA | RWA | 8 Dec 85 | DNF |
| Elvanie NIMBONA | BDI | 15 Mar 98 | DNF |
| Cecilia NORRBOM | SWE | 28 Jan 88 | DNF |
| Matea PARLOV KOŠTRO | CRO | 2 Jun 92 | DNF |
| Charlotte PURDUE | GBR | 10 Jun 91 | DNF |
| Lonah Chemtai SALPETER | ISR | 12 Dec 88 | DNF |
| Oleksandra SHAFAR | UKR | 5 Jan 88 | DNF |
| Hanna VANDENBUSSCHE | BEL | 3 Jul 87 | DNF |
| Hiruni Kesara WIJAYARATNE | SRI | 5 Dec 90 | DNF |
| Tish JONES | GBR | 7 Sep 85 | DNS |
| Nikolina ŠUSTIĆ | CRO | 24 Jul 87 | DNS |

RESULTS
Marathon Women

NOTE **Y** Yellow Card - BIB 1585 - 240.8(h) Taking refreshment out of official station \ Taking refreshment of another athlete
Y Yellow Card - BIB 375 - 144.2 Giving Assistance

INTERMEDIATE TIMES

| | | | | | |
|-------|---------|---------------------------|-------|---------|---------------------------|
| 1 km | 3:39 | Sardana TROFIMOVA | 2 km | 7:16 | Sardana TROFIMOVA |
| 3 km | 10:58 | Sardana TROFIMOVA | 4 km | 14:39 | Visiline JEPKESHO |
| 5 km | 18:21 | Lonah Chemtai SALPETER | 6 km | 21:58 | Visiline JEPKESHO |
| 7 km | 25:33 | Ruth CHEPNGETICH | 8 km | 29:05 | Ruth CHEPNGETICH |
| 9 km | 32:59 | Visiline JEPKESHO | 10 km | 36:44 | Visiline JEPKESHO |
| 11 km | 39:57 | Ruth CHEPNGETICH | 12 km | 43:20 | Ruth CHEPNGETICH |
| 13 km | 46:49 | Ruth CHEPNGETICH | 14 km | 50:23 | Ruth CHEPNGETICH |
| 15 km | 54:01 | Ruth CHEPNGETICH | 16 km | 57:38 | Ruth CHEPNGETICH |
| 17 km | 1:01:18 | Ruth CHEPNGETICH | 18 km | 1:05:04 | Ruth CHEPNGETICH |
| 19 km | 1:08:48 | Visiline JEPKESHO | 20 km | | Linet Toroitich CHEBET |
| 20 km | | Hanna VANDENBUSSCHE | 20 km | | Failuna MATANGA |
| 20 km | | Dagmara HANDZLIK | 20 km | | Roza DEREJE |
| 20 km | | Nikolina ŠUSTIĆ | 20 km | | Sitora KHAMIDOVA |
| 20 km | | Monika BYTAUTIENĖ | 20 km | | Shure DEMISE |
| 20 km | | Tish JONES | 20 km | | Oleksandra SHAFAR |
| 20 km | | Ruti AGA | 20 km | | Clementine MUKANDANGA |
| 20 km | | Mariya KOROBITSKAYA | 20 km | | Elvan ABEYLEGESSE |
| 20 km | | Charlotte PURDUE | 20 km | | Sara DOSSENA |
| 20 km | | Bojana BJELJAC | 21 km | | Bojana BJELJAC |
| 21 km | | Sara DOSSENA | 21 km | | Charlotte PURDUE |
| 21 km | | Elvan ABEYLEGESSE | 21 km | | Mariya KOROBITSKAYA |
| 21 km | | Clementine MUKANDANGA | 21 km | | Ruti AGA |
| 21 km | | Oleksandra SHAFAR | 21 km | | Tish JONES |
| 21 km | | Shure DEMISE | 21 km | | Monika BYTAUTIENĖ |
| 21 km | | Sitora KHAMIDOVA | 21 km | | Nikolina ŠUSTIĆ |
| 21 km | | Dan LI | 21 km | | Roza DEREJE |
| 21 km | | Dagmara HANDZLIK | 21 km | | Failuna MATANGA |
| 21 km | | Hanna VANDENBUSSCHE | 21 km | | Linet Toroitich CHEBET |
| Half | | Linet Toroitich CHEBET | Half | | Hanna VANDENBUSSCHE |
| Half | | Dagmara HANDZLIK | Half | | Roza DEREJE |
| Half | | Dan LI | Half | | Nikolina ŠUSTIĆ |
| Half | | Sitora KHAMIDOVA | Half | | Monika BYTAUTIENĖ |
| Half | | Shure DEMISE | Half | | Tish JONES |
| Half | | Oleksandra SHAFAR | Half | | Ruti AGA |
| Half | | Clementine MUKANDANGA | Half | | Mariya KOROBITSKAYA |
| Half | | Elvan ABEYLEGESSE | Half | | Charlotte PURDUE |
| Half | | Sara DOSSENA | Half | | Bojana BJELJAC |
| 22 km | | Bojana BJELJAC | 22 km | | Sara DOSSENA |
| 22 km | | Charlotte PURDUE | 22 km | | Elvan ABEYLEGESSE |
| 22 km | | Mariya KOROBITSKAYA | 22 km | | Clementine MUKANDANGA |
| 22 km | | Ruti AGA | 22 km | | Oleksandra SHAFAR |
| 22 km | | Tish JONES | 22 km | | Shure DEMISE |
| 22 km | | Monika BYTAUTIENĖ | 22 km | | Sitora KHAMIDOVA |
| 22 km | | Nikolina ŠUSTIĆ | 22 km | | Dan LI |
| 22 km | | Rosa CHACHA | 22 km | | Roza DEREJE |
| 22 km | | Hiruni Kesara WIJAYARATNE | 22 km | | Sasha GOLLISH |
| 22 km | | Dagmara HANDZLIK | 22 km | | Hanna VANDENBUSSCHE |
| 22 km | | Failuna MATANGA | 22 km | | Linet Toroitich CHEBET |
| 22 km | | Shitaye ESHETE | 23 km | | Shitaye ESHETE |
| 23 km | | Linet Toroitich CHEBET | 23 km | | Failuna MATANGA |
| 23 km | | Hanna VANDENBUSSCHE | 23 km | | Dagmara HANDZLIK |
| 23 km | | Sasha GOLLISH | 23 km | | Hiruni Kesara WIJAYARATNE |
| 23 km | | Roza DEREJE | 23 km | | Rosa CHACHA |
| 23 km | | Dan LI | 23 km | | Nikolina ŠUSTIĆ |
| 23 km | | Sitora KHAMIDOVA | 23 km | | Monika BYTAUTIENĖ |
| 23 km | | Shure DEMISE | 23 km | | Tish JONES |
| 23 km | | Oleksandra SHAFAR | 23 km | | Ruti AGA |
| 23 km | | Clementine MUKANDANGA | 23 km | | Mariya KOROBITSKAYA |

RESULTS
Marathon Women

| | | | |
|-------|---------------------------|-------|---------------------------|
| 23 km | Elvan ABEYLEGESSE | 23 km | Charlotte PURDUE |
| 23 km | Sara DOSSENA | 23 km | Bojana BJELJAC |
| 24 km | Bojana BJELJAC | 24 km | Sara DOSSENA |
| 24 km | Charlotte PURDUE | 24 km | Elvan ABEYLEGESSE |
| 24 km | Mariya KOROBITSKAYA | 24 km | Clementine MUKANDANGA |
| 24 km | Ruti AGA | 24 km | Oleksandra SHAFAR |
| 24 km | Tish JONES | 24 km | Shure DEMISE |
| 24 km | Monika BYTAUINIENĖ | 24 km | Sitora KHAMIDOVA |
| 24 km | Nikolina ŠUSTIĆ | 24 km | Dan LI |
| 24 km | Rosa CHACHA | 24 km | Roza DEREJE |
| 24 km | Hiruni Kesara WIJAYARATNE | 24 km | Sasha GOLLISH |
| 24 km | Dagmara HANDZLIK | 24 km | Hanna VANDENBUSSCHE |
| 24 km | Failuna MATANGA | 24 km | Linet Toroitich CHEBET |
| 24 km | Shitaye ESHETE | 25 km | Shitaye ESHETE |
| 25 km | Linet Toroitich CHEBET | 25 km | Hanna VANDENBUSSCHE |
| 25 km | Failuna MATANGA | 25 km | Dagmara HANDZLIK |
| 25 km | Sasha GOLLISH | 25 km | Hiruni Kesara WIJAYARATNE |
| 25 km | Roza DEREJE | 25 km | Rosa CHACHA |
| 25 km | Dan LI | 25 km | Nikolina ŠUSTIĆ |
| 25 km | Sitora KHAMIDOVA | 25 km | Monika BYTAUINIENĖ |
| 25 km | Shure DEMISE | 25 km | Tish JONES |
| 25 km | Oleksandra SHAFAR | 25 km | Ruti AGA |
| 25 km | Clementine MUKANDANGA | 25 km | Mariya KOROBITSKAYA |
| 25 km | Elvan ABEYLEGESSE | 25 km | Charlotte PURDUE |
| 25 km | Sara DOSSENA | 25 km | Bojana BJELJAC |
| 26 km | 1:34:42 Ruth CHEPNGETICH | 27 km | 1:38:17 Ruth CHEPNGETICH |
| 28 km | Dagmara HANDZLIK | 28 km | Failuna MATANGA |
| 28 km | Hanna VANDENBUSSCHE | 28 km | Linet Toroitich CHEBET |
| 28 km | Shitaye ESHETE | 28 km | Bojana BJELJAC |
| 28 km | Sara DOSSENA | 28 km | Charlotte PURDUE |
| 28 km | Elvan ABEYLEGESSE | 28 km | Mariya KOROBITSKAYA |
| 28 km | Clementine MUKANDANGA | 28 km | Ruti AGA |
| 28 km | Oleksandra SHAFAR | 28 km | Tish JONES |
| 28 km | Shure DEMISE | 28 km | Monika BYTAUINIENĖ |
| 28 km | Sitora KHAMIDOVA | 28 km | Nikolina ŠUSTIĆ |
| 28 km | Dan LI | 28 km | Roza DEREJE |
| 28 km | Hiruni Kesara WIJAYARATNE | 28 km | Sasha GOLLISH |
| 29 km | 1:45:33 Ruth CHEPNGETICH | 30 km | 1:49:13 Rose CHELIMO |
| 31 km | 1:52:49 Rose CHELIMO | 32 km | 1:56:25 Ruth CHEPNGETICH |
| 33 km | 2:00:04 Ruth CHEPNGETICH | 34 km | 2:03:46 Ruth CHEPNGETICH |
| 35 km | 2:07:23 Ruth CHEPNGETICH | 36 km | 2:10:42 Ruth CHEPNGETICH |
| 37 km | 2:14:12 Ruth CHEPNGETICH | 38 km | 2:17:43 Ruth CHEPNGETICH |
| 39 km | 2:21:16 Ruth CHEPNGETICH | 40 km | 2:24:52 Ruth CHEPNGETICH |
| 41 km | 2:28:28 Ruth CHEPNGETICH | 42 km | 2:32:07 Ruth CHEPNGETICH |

| ALL-TIME TOP LIST | | | | SEASON TOP LIST | | | |
|-------------------|----------------------------------|--------------|-----------|-----------------|----------------------------------|--------------|--------|
| RESULT | NAME | VENUE | DATE | RESULT | NAME | VENUE | 2019 |
| 2:15:25 | Paula RADCLIFFE (GBR) | London | 13 Apr 03 | 2:17:08 | Ruth CHEPNGETICH (KEN) | Dubai (UAE) | 25 Jan |
| 2:17:01 | Mary Jepkosgei KEITANY (KEN) | London | 23 Apr 17 | 2:17:41 | Worknesh DEGEFA (ETH) | Dubai (UAE) | 25 Jan |
| 2:17:08 | Ruth CHEPNGETICH (KEN) | Dubai (UAE) | 25 Jan 19 | 2:18:20 | Briqid Chepchirchir KOSGEI (KEN) | London (GBR) | 28 Apr |
| 2:17:41 | Worknesh DEGEFA (ETH) | Dubai (UAE) | 25 Jan 19 | 2:19:46 | Lonah Chemtai SALPETER (ISR) | Praha (CZE) | 5 May |
| 2:17:56 | Tirunesh DIBABA (ETH) | London | 23 Apr 17 | 2:20:14 | Vivian Jepkemoi CHERUIYOT (KEN) | London (GBR) | 28 Apr |
| 2:18:11 | Gladys Cheron KIPRONO (KEN) | Berlin (GER) | 16 Sep 18 | 2:20:40 | Ruti AGA (ETH) | Tokyo (JPN) | 3 Mar |
| 2:18:20 | Briqid Chepchirchir KOSGEI (KEN) | London (GBR) | 28 Apr 19 | 2:20:51 | Roza DEREJE (ETH) | London (GBR) | 28 Apr |
| 2:18:31 | Vivian Jepkemoi CHERUIYOT (KEN) | London (GBR) | 22 Apr 18 | 2:20:52 | Gladys Cheron KIPRONO (KEN) | London (GBR) | 28 Apr |
| 2:18:34 | Ruti AGA (ETH) | Berlin (GER) | 16 Sep 18 | 2:20:58 | Mary Jepkosgei KEITANY (KEN) | London (GBR) | 28 Apr |
| 2:18:47 | Catherine NDEREBA (KEN) | Chicago, IL | 7 Oct 01 | 2:21:01 | Helen BEKELE (ETH) | Tokyo (JPN) | 3 Mar |

RACE ANALYSIS

Marathon Women - Final



27 September 2019 23:59 START TIME 32° C 74 %
TEMPERATURE HUMIDITY
03:34 END TIME 32° C 74 %

| | | | | | | | | | | | | | | | | | | | |
|----|-------|----|-----------|----|-------|----|-------|----|-------|----|-------|----|-------|----|-------|----|-------|----|-------|
| 1 | 1 km | 2 | 2 km | 3 | 3 km | 4 | 4 km | 5 | 5 km | 6 | 6 km | 7 | 7 km | 8 | 8 km | 9 | 9 km | 10 | 10 km |
| 11 | 11 km | 12 | 12 km | 13 | 13 km | 14 | 14 km | 15 | 15 km | 16 | 16 km | 17 | 17 km | 18 | 18 km | 19 | 19 km | 20 | 20 km |
| 21 | 21 km | 22 | Half Mar. | 23 | 22 km | 24 | 23 km | 25 | 24 km | 26 | 25 km | 27 | 26 km | 28 | 27 km | 29 | 28 km | 30 | 29 km |
| 31 | 30 km | 32 | 31 km | 34 | 33 km | 35 | 34 km | 36 | 35 km | 37 | 36 km | 38 | 37 km | 39 | 38 km | 40 | 39 km | 41 | 40 km |
| 42 | 41 km | 43 | 42 km | 33 | 32 km | | | | | | | | | | | | | | |

1 Ruth CHEPNGETICH KEN 8 Aug 94 **2:32:43**

| | | | | | | | | | | | | | | | | | | | |
|----|--------------------|----|--------------------|----|--------------------|----|--------------------|----|--------------------|----|--------------------|----|--------------------|----|--------------------|----|--------------------|----|--------------------|
| 1 | 3:43 | 2 | 3:38 | 3 | 3:40 | 4 | 3:38 | 5 | 3:42 | 6 | 3:37 | 7 | 3:35 | 8 | 3:32 | 9 | 3:55 | 10 | 3:44 |
| | 3:43 (3) | | 7:21 (4) | | 11:01 (2) | | 14:39 (4) | | 18:21 (2) | | 21:58 (3) | | 25:33 (1) | | 29:05 (1) | | 33:00 (2) | | 36:44 (2) |
| 11 | 3:13 | 12 | 3:23 | 13 | 3:29 | 14 | 3:34 | 15 | 3:38 | 16 | 3:37 | 17 | 3:40 | 18 | 3:46 | 19 | 3:44 | 20 | 3:46 |
| | 39:57 (1) | | 43:20 (1) | | 46:49 (1) | | 50:23 (1) | | 54:01 (1) | | 57:38 (1) | | 1:01:18 (1) | | 1:05:04 (1) | | 1:08:48 (2) | | 1:12:34 (20) |
| 21 | 3:44 | 22 | 3:44 | 23 | 3:24 | 24 | 3:41 | 25 | 3:43 | 26 | 3:33 | 27 | 3:41 | 28 | 3:35 | 29 | 3:34 | 30 | 3:42 |
| | 1:16:18 (22) | | 1:16:40 (23) | | 1:20:04 (24) | | 1:23:45 (25) | | 1:27:28 (25) | | 1:31:01 (25) | | 1:34:42 (1) | | 1:38:17 (1) | | 1:41:51 (24) | | 1:45:33 (1) |
| 31 | 3:40 | 32 | 3:37 | 33 | 3:35 | 34 | 3:39 | 35 | 3:42 | 36 | 3:37 | 37 | 3:19 | 38 | 3:30 | 39 | 3:31 | 40 | 3:33 |
| | 1:49:13 (3) | | 1:52:50 (2) | | 1:56:25 (1) | | 2:00:04 (1) | | 2:03:46 (1) | | 2:07:23 (1) | | 2:10:42 (1) | | 2:14:12 (1) | | 2:17:43 (1) | | 2:21:16 (1) |
| 41 | 3:36 | 42 | 3:36 | 43 | 3:39 | | | | | | | | | | | | | | |
| | 2:24:52 (1) | | 2:28:28 (1) | | 2:32:07 (1) | | | | | | | | | | | | | | |

2 Rose CHELIMO BRN 12 Jul 89 **2:33:46**

| | | | | | | | | | | | | | | | | | | | |
|----|--------------------|----|--------------------|----|--------------|----|--------------|----|--------------|----|--------------|----|-------------|----|-------------|----|--------------|----|--------------|
| 1 | 3:44 | 2 | 3:38 | 3 | 3:41 | 4 | 3:36 | 5 | 3:42 | 6 | 3:37 | 7 | 3:36 | 8 | 3:32 | 9 | 3:54 | 10 | 3:44 |
| | 3:44 (10) | | 7:22 (14) | | 11:03 (6) | | 14:39 (3) | | 18:21 (5) | | 21:58 (5) | | 25:34 (3) | | 29:06 (3) | | 33:00 (5) | | 36:44 (4) |
| 11 | 3:14 | 12 | 3:33 | 13 | 3:30 | 14 | 3:31 | 15 | 3:31 | 16 | 3:36 | 17 | 3:40 | 18 | 3:45 | 19 | 3:44 | 20 | 3:46 |
| | 39:58 (3) | | 43:31 (4) | | 47:01 (3) | | 50:32 (5) | | 54:03 (5) | | 57:39 (4) | | 1:01:19 (3) | | 1:05:04 (5) | | 1:08:48 (3) | | 1:12:34 (21) |
| 21 | 3:44 | 22 | 3:44 | 23 | 3:24 | 24 | 3:41 | 25 | 3:43 | 26 | 3:33 | 27 | 3:41 | 28 | 3:36 | 29 | 3:33 | 30 | 3:42 |
| | 1:16:18 (20) | | 1:16:40 (21) | | 1:20:04 (24) | | 1:23:45 (26) | | 1:27:28 (26) | | 1:31:01 (24) | | 1:34:42 (2) | | 1:38:18 (4) | | 1:41:51 (25) | | 1:45:33 (2) |
| 31 | 3:40 | 32 | 3:36 | 33 | 3:36 | 34 | 3:39 | 35 | 3:42 | 36 | 3:38 | 37 | 3:25 | 38 | 3:35 | 39 | 3:36 | 40 | 3:39 |
| | 1:49:13 (1) | | 1:52:49 (1) | | 1:56:25 (2) | | 2:00:04 (3) | | 2:03:46 (4) | | 2:07:24 (2) | | 2:10:49 (2) | | 2:14:24 (2) | | 2:18:00 (2) | | 2:21:39 (2) |
| 41 | 3:43 | 42 | 3:49 | 43 | 3:52 | | | | | | | | | | | | | | |
| | 2:25:22 (2) | | 2:29:11 (2) | | 2:33:03 (2) | | | | | | | | | | | | | | |

3 Helalia JOHANNES NAM 13 Aug 80 **2:34:15**

| | | | | | | | | | | | | | | | | | | | |
|----|--------------|----|--------------|----|--------------|----|--------------|----|--------------|----|--------------|----|-------------|----|-------------|----|--------------|----|--------------|
| 1 | 3:45 | 2 | 3:38 | 3 | 3:50 | 4 | 3:29 | 5 | 3:41 | 6 | 3:35 | 7 | 3:38 | 8 | 3:30 | 9 | 3:54 | 10 | 3:47 |
| | 3:45 (27) | | 7:23 (31) | | 11:13 (34) | | 14:42 (17) | | 18:23 (16) | | 21:58 (10) | | 25:36 (9) | | 29:06 (6) | | 33:00 (8) | | 36:47 (7) |
| 11 | 3:26 | 12 | 3:28 | 13 | 3:22 | 14 | 3:29 | 15 | 3:29 | 16 | 3:37 | 17 | 3:41 | 18 | 3:45 | 19 | 3:44 | 20 | 3:46 |
| | 40:13 (5) | | 43:41 (6) | | 47:03 (5) | | 50:32 (4) | | 54:01 (4) | | 57:38 (3) | | 1:01:19 (4) | | 1:05:04 (4) | | 1:08:48 (4) | | 1:12:34 (23) |
| 21 | 3:45 | 22 | 3:45 | 23 | 3:24 | 24 | 3:42 | 25 | 3:42 | 26 | 3:33 | 27 | 3:41 | 28 | 3:36 | 29 | 3:33 | 30 | 3:42 |
| | 1:16:19 (23) | | 1:16:40 (22) | | 1:20:04 (27) | | 1:23:46 (28) | | 1:27:28 (27) | | 1:31:01 (26) | | 1:34:42 (3) | | 1:38:18 (3) | | 1:41:51 (26) | | 1:45:33 (4) |
| 31 | 3:40 | 32 | 3:37 | 33 | 3:36 | 34 | 3:39 | 35 | 3:41 | 36 | 3:38 | 37 | 3:42 | 38 | 3:47 | 39 | 3:51 | 40 | 3:51 |
| | 1:49:13 (4) | | 1:52:50 (4) | | 1:56:26 (3) | | 2:00:05 (4) | | 2:03:46 (3) | | 2:07:24 (3) | | 2:11:06 (3) | | 2:14:53 (3) | | 2:18:44 (3) | | 2:22:35 (3) |
| 41 | 3:42 | 42 | 3:41 | 43 | 3:36 | | | | | | | | | | | | | | |
| | 2:26:17 (3) | | 2:29:58 (3) | | 2:33:34 (3) | | | | | | | | | | | | | | |

4 Edna Ngeringwony KIPLAGAT KEN 15 Nov 79 **2:35:36**

| | | | | | | | | | | | | | | | | | | | |
|----|--------------|----|--------------|----|--------------|----|--------------|----|--------------|----|--------------|----|-------------|----|-------------|----|--------------|----|--------------|
| 1 | 3:45 | 2 | 3:40 | 3 | 3:49 | 4 | 3:36 | 5 | 3:35 | 6 | 3:37 | 7 | 3:37 | 8 | 3:33 | 9 | 3:48 | 10 | 3:48 |
| | 3:45 (17) | | 7:25 (34) | | 11:14 (44) | | 14:50 (26) | | 18:25 (21) | | 22:02 (18) | | 25:39 (13) | | 29:12 (10) | | 33:00 (11) | | 36:48 (8) |
| 11 | 3:25 | 12 | 3:28 | 13 | 3:23 | 14 | 3:27 | 15 | 3:30 | 16 | 3:38 | 17 | 3:40 | 18 | 3:45 | 19 | 3:44 | 20 | 3:46 |
| | 40:13 (6) | | 43:41 (5) | | 47:04 (6) | | 50:31 (3) | | 54:01 (2) | | 57:39 (5) | | 1:01:19 (5) | | 1:05:04 (2) | | 1:08:48 (5) | | 1:12:34 (22) |
| 21 | 3:45 | 22 | 3:45 | 23 | 3:25 | 24 | 3:41 | 25 | 3:42 | 26 | 3:33 | 27 | 3:41 | 28 | 3:35 | 29 | 3:34 | 30 | 3:42 |
| | 1:16:19 (24) | | 1:16:40 (21) | | 1:20:05 (28) | | 1:23:46 (27) | | 1:27:28 (24) | | 1:31:01 (27) | | 1:34:42 (4) | | 1:38:17 (2) | | 1:41:51 (27) | | 1:45:33 (3) |
| 31 | 3:40 | 32 | 3:37 | 33 | 3:36 | 34 | 3:38 | 35 | 3:42 | 36 | 3:38 | 37 | 3:43 | 38 | 3:46 | 39 | 3:51 | 40 | 3:56 |
| | 1:49:13 (2) | | 1:52:50 (3) | | 1:56:26 (4) | | 2:00:04 (2) | | 2:03:46 (2) | | 2:07:24 (4) | | 2:11:07 (4) | | 2:14:53 (4) | | 2:18:44 (4) | | 2:22:40 (4) |
| 41 | 3:59 | 42 | 4:02 | 43 | 4:05 | | | | | | | | | | | | | | |
| | 2:26:39 (4) | | 2:30:41 (4) | | 2:34:46 (4) | | | | | | | | | | | | | | |

5 Volha MAZURONAK BLR 14 Apr 89 **2:36:21**

| | | | | | | | | | | | | | | | | | | | |
|----|--------------|----|--------------|----|--------------|----|--------------|----|--------------|----|--------------|----|-------------|----|-------------|----|--------------|----|--------------|
| 1 | 3:46 | 2 | 3:40 | 3 | 3:44 | 4 | 3:40 | 5 | 3:43 | 6 | 3:40 | 7 | 3:40 | 8 | 3:40 | 9 | 3:38 | 10 | 3:39 |
| | 3:46 (47) | | 7:26 (42) | | 11:10 (27) | | 14:50 (30) | | 18:33 (26) | | 22:13 (27) | | 25:53 (26) | | 29:33 (22) | | 33:11 (15) | | 36:50 (13) |
| 11 | 3:39 | 12 | 3:42 | 13 | 3:41 | 14 | 3:43 | 15 | 3:44 | 16 | 3:45 | 17 | 3:41 | 18 | 3:42 | 19 | 3:42 | 20 | 3:41 |
| | 40:29 (10) | | 44:11 (11) | | 47:52 (10) | | 51:35 (8) | | 55:19 (9) | | 59:04 (9) | | 1:02:45 (8) | | 1:06:27 (8) | | 1:10:09 (8) | | 1:13:50 (26) |
| 21 | 3:46 | 22 | 3:46 | 23 | 3:24 | 24 | 3:45 | 25 | 3:45 | 26 | 3:45 | 27 | 3:46 | 28 | 3:44 | 29 | 3:45 | 30 | 3:45 |
| | 1:17:36 (26) | | 1:17:58 (26) | | 1:21:22 (30) | | 1:25:07 (30) | | 1:28:52 (30) | | 1:32:37 (30) | | 1:36:23 (7) | | 1:40:07 (7) | | 1:43:52 (30) | | 1:47:37 (6) |
| 31 | 3:43 | 32 | 3:44 | 33 | 3:45 | 34 | 3:43 | 35 | 3:42 | 36 | 3:43 | 37 | 3:42 | 38 | 3:42 | 39 | 3:40 | 40 | 3:42 |
| | 1:51:20 (6) | | 1:55:04 (6) | | 1:58:49 (5) | | 2:02:32 (5) | | 2:06:14 (5) | | 2:09:57 (5) | | 2:13:39 (5) | | 2:17:21 (5) | | 2:21:01 (5) | | 2:24:43 (5) |
| 41 | 3:41 | 42 | 3:39 | 43 | 3:37 | | | | | | | | | | | | | | |
| | 2:28:24 (5) | | 2:32:03 (5) | | 2:35:40 (5) | | | | | | | | | | | | | | |

RACE ANALYSIS
Marathon Women

6 Roberta GRONER USA 4 Jan 78 **2:38:44**

| | | | | | | | | | | | | | | | | | | | |
|----|--------------|----|--------------|----|--------------|----|--------------|----|--------------|----|--------------|----|--------------|----|--------------|----|--------------|----|--------------|
| 1 | 3:46 | 2 | 3:37 | 3 | 3:48 | 4 | 3:36 | 5 | 3:38 | 6 | 3:40 | 7 | 3:42 | 8 | 3:43 | 9 | 3:44 | 10 | 3:44 |
| | 3:46 (39) | | 7:23 (27) | | 11:11 (32) | | 14:47 (21) | | 18:25 (22) | | 22:05 (21) | | 25:47 (20) | | 29:30 (19) | | 33:14 (19) | | 36:58 (17) |
| 11 | 3:47 | 12 | 3:47 | 13 | 3:45 | 14 | 3:48 | 15 | 3:50 | 16 | 3:47 | 17 | 3:46 | 18 | 3:49 | 19 | 3:51 | 20 | 3:45 |
| | 40:45 (17) | | 44:32 (15) | | 48:17 (15) | | 52:05 (15) | | 55:55 (14) | | 59:42 (12) | | 1:03:28 (12) | | 1:07:17 (12) | | 1:11:08 (13) | | 1:14:53 (29) |
| 21 | 3:46 | 22 | 21 | 23 | 3:30 | 24 | 3:49 | 25 | 3:47 | 26 | 3:46 | 27 | 3:41 | 28 | 3:45 | 29 | 3:45 | 30 | 3:46 |
| | 1:18:39 (30) | | 1:19:00 (30) | | 1:22:30 (34) | | 1:26:19 (33) | | 1:30:06 (32) | | 1:33:52 (32) | | 1:37:33 (9) | | 1:41:18 (9) | | 1:45:03 (32) | | 1:48:49 (8) |
| 31 | 3:44 | 32 | 3:46 | 33 | 3:52 | 34 | 3:50 | 35 | 3:50 | 36 | 3:50 | 37 | 3:47 | 38 | 3:45 | 39 | 3:48 | 40 | 3:50 |
| | 1:52:33 (8) | | 1:56:19 (7) | | 2:00:11 (6) | | 2:04:01 (6) | | 2:07:51 (6) | | 2:11:41 (6) | | 2:15:28 (6) | | 2:19:13 (6) | | 2:23:01 (6) | | 2:26:51 (6) |
| 41 | 3:52 | 42 | 3:48 | 43 | 3:35 | | | | | | | | | | | | | | |
| | 2:30:43 (6) | | 2:34:31 (6) | | 2:38:06 (6) | | | | | | | | | | | | | | |

7 Mizuki TANIMOTO JPN 18 Dec 94 **2:39:09**

| | | | | | | | | | | | | | | | | | | | |
|----|--------------|----|--------------|----|--------------|----|--------------|----|--------------|----|--------------|----|--------------|----|--------------|----|--------------|----|--------------|
| 1 | 3:45 | 2 | 3:41 | 3 | 3:47 | 4 | 3:47 | 5 | 3:52 | 6 | 3:51 | 7 | 3:48 | 8 | 3:49 | 9 | 3:46 | 10 | 3:49 |
| | 3:45 (35) | | 7:26 (38) | | 11:13 (36) | | 15:00 (47) | | 18:52 (47) | | 22:43 (48) | | 26:31 (47) | | 30:20 (43) | | 34:06 (37) | | 37:55 (33) |
| 11 | 3:48 | 12 | 3:50 | 13 | 3:49 | 14 | 3:51 | 15 | 3:52 | 16 | 3:50 | 17 | 3:49 | 18 | 3:44 | 19 | 3:46 | 20 | 3:47 |
| | 41:43 (32) | | 45:33 (29) | | 49:22 (25) | | 53:13 (23) | | 57:05 (22) | | 1:00:55 (21) | | 1:04:44 (20) | | 1:08:28 (17) | | 1:12:14 (15) | | 1:16:01 (32) |
| 21 | 3:48 | 22 | 22 | 23 | 3:24 | 24 | 3:44 | 25 | 3:44 | 26 | 3:41 | 27 | 3:41 | 28 | 3:40 | 29 | 3:40 | 30 | 3:39 |
| | 1:19:49 (33) | | 1:20:11 (33) | | 1:23:35 (37) | | 1:27:19 (37) | | 1:31:03 (37) | | 1:34:44 (36) | | 1:38:25 (13) | | 1:42:05 (12) | | 1:45:45 (35) | | 1:49:24 (11) |
| 31 | 3:40 | 32 | 3:41 | 33 | 3:48 | 34 | 3:51 | 35 | 3:51 | 36 | 3:52 | 37 | 3:46 | 38 | 3:45 | 39 | 3:46 | 40 | 3:45 |
| | 1:53:04 (10) | | 1:56:45 (8) | | 2:00:33 (7) | | 2:04:24 (7) | | 2:08:15 (7) | | 2:12:07 (7) | | 2:15:53 (7) | | 2:19:38 (7) | | 2:23:24 (7) | | 2:27:09 (7) |
| 41 | 3:46 | 42 | 3:48 | 43 | 3:45 | | | | | | | | | | | | | | |
| | 2:30:55 (7) | | 2:34:43 (7) | | 2:38:28 (7) | | | | | | | | | | | | | | |

8 Ji Hyang KIM PRK 26 Sep 95 **2:41:24**

| | | | | | | | | | | | | | | | | | | | |
|----|--------------|----|--------------|----|--------------|----|--------------|----|--------------|----|--------------|----|--------------|----|--------------|----|--------------|----|--------------|
| 1 | 3:44 | 2 | 3:38 | 3 | 3:45 | 4 | 3:33 | 5 | 3:43 | 6 | 3:35 | 7 | 3:39 | 8 | 3:34 | 9 | 3:49 | 10 | 3:49 |
| | 3:44 (13) | | 7:22 (19) | | 11:07 (20) | | 14:40 (16) | | 18:23 (13) | | 21:58 (8) | | 25:37 (10) | | 29:11 (7) | | 33:00 (6) | | 36:49 (10) |
| 11 | 3:52 | 12 | 3:51 | 13 | 3:54 | 14 | 4:12 | 15 | 4:01 | 16 | 3:53 | 17 | 3:56 | 18 | 3:52 | 19 | 3:55 | 20 | 3:46 |
| | 40:41 (15) | | 44:32 (17) | | 48:26 (17) | | 52:38 (18) | | 56:39 (18) | | 1:00:32 (16) | | 1:04:28 (17) | | 1:08:20 (16) | | 1:12:15 (16) | | 1:16:01 (33) |
| 21 | 3:49 | 22 | 22 | 23 | 3:23 | 24 | 3:44 | 25 | 3:44 | 26 | 3:41 | 27 | 3:41 | 28 | 3:40 | 29 | 3:41 | 30 | 3:46 |
| | 1:19:50 (34) | | 1:20:12 (34) | | 1:23:35 (38) | | 1:27:19 (38) | | 1:31:03 (38) | | 1:34:44 (37) | | 1:38:25 (14) | | 1:42:05 (13) | | 1:45:46 (36) | | 1:49:32 (13) |
| 31 | 3:46 | 32 | 3:48 | 33 | 3:49 | 34 | 3:50 | 35 | 3:54 | 36 | 3:55 | 37 | 3:56 | 38 | 3:58 | 39 | 3:58 | 40 | 4:00 |
| | 1:53:18 (11) | | 1:57:06 (11) | | 2:00:55 (8) | | 2:04:45 (8) | | 2:08:39 (8) | | 2:12:34 (8) | | 2:16:30 (8) | | 2:20:28 (8) | | 2:24:26 (8) | | 2:28:26 (8) |
| 41 | 4:02 | 42 | 4:02 | 43 | 4:07 | | | | | | | | | | | | | | |
| | 2:32:28 (8) | | 2:36:30 (8) | | 2:40:37 (8) | | | | | | | | | | | | | | |

9 Lyndsay TESSIER CAN 21 Jan 78 **2:42:03** SB

| | | | | | | | | | | | | | | | | | | | |
|----|--------------|----|--------------|----|--------------|----|--------------|----|--------------|----|--------------|----|--------------|----|--------------|----|--------------|----|--------------|
| 1 | 3:46 | 2 | 3:46 | 3 | 3:48 | 4 | 3:47 | 5 | 3:48 | 6 | 3:49 | 7 | 3:50 | 8 | 3:47 | 9 | 3:49 | 10 | 3:48 |
| | 3:46 (49) | | 7:32 (53) | | 11:20 (55) | | 15:07 (52) | | 18:55 (52) | | 22:44 (52) | | 26:34 (51) | | 30:21 (46) | | 34:10 (44) | | 37:58 (40) |
| 11 | 3:48 | 12 | 3:52 | 13 | 3:48 | 14 | 3:48 | 15 | 3:51 | 16 | 3:51 | 17 | 3:47 | 18 | 3:49 | 19 | 3:51 | 20 | 3:47 |
| | 41:46 (37) | | 45:38 (36) | | 49:26 (29) | | 53:14 (26) | | 57:05 (24) | | 1:00:56 (24) | | 1:04:43 (19) | | 1:08:32 (19) | | 1:12:23 (19) | | 1:16:10 (34) |
| 21 | 3:47 | 22 | 22 | 23 | 3:26 | 24 | 3:50 | 25 | 3:49 | 26 | 3:50 | 27 | 3:48 | 28 | 3:47 | 29 | 3:47 | 30 | 3:46 |
| | 1:19:57 (35) | | 1:20:19 (35) | | 1:23:45 (39) | | 1:27:35 (39) | | 1:31:24 (39) | | 1:35:14 (38) | | 1:39:02 (15) | | 1:42:49 (15) | | 1:46:36 (38) | | 1:50:22 (14) |
| 31 | 3:52 | 32 | 3:52 | 33 | 3:53 | 34 | 3:50 | 35 | 3:49 | 36 | 3:54 | 37 | 3:53 | 38 | 3:58 | 39 | 3:56 | 40 | 3:59 |
| | 1:54:14 (14) | | 1:58:06 (14) | | 2:01:59 (13) | | 2:05:49 (13) | | 2:09:38 (10) | | 2:13:32 (10) | | 2:17:25 (10) | | 2:21:23 (9) | | 2:25:19 (9) | | 2:29:18 (9) |
| 41 | 4:05 | 42 | 4:00 | 43 | 3:56 | | | | | | | | | | | | | | |
| | 2:33:23 (9) | | 2:37:23 (9) | | 2:41:19 (9) | | | | | | | | | | | | | | |

10 Un Ok JO PRK 29 Aug 92 **2:42:23**

| | | | | | | | | | | | | | | | | | | | |
|----|--------------|----|--------------|----|--------------|----|--------------|----|--------------|----|--------------|----|--------------|----|--------------|----|--------------|----|--------------|
| 1 | 3:45 | 2 | 3:37 | 3 | 3:43 | 4 | 3:35 | 5 | 3:43 | 6 | 3:38 | 7 | 3:45 | 8 | 3:48 | 9 | 3:38 | 10 | 3:39 |
| | 3:45 (36) | | 7:22 (13) | | 11:05 (11) | | 14:40 (12) | | 18:23 (12) | | 22:01 (17) | | 25:46 (18) | | 29:34 (23) | | 33:12 (16) | | 36:51 (15) |
| 11 | 3:41 | 12 | 3:47 | 13 | 3:50 | 14 | 3:42 | 15 | 3:43 | 16 | 3:54 | 17 | 3:50 | 18 | 3:52 | 19 | 3:58 | 20 | 3:46 |
| | 40:32 (14) | | 44:19 (14) | | 48:09 (14) | | 51:51 (12) | | 55:34 (11) | | 59:28 (11) | | 1:03:18 (11) | | 1:07:10 (11) | | 1:11:08 (11) | | 1:14:54 (30) |
| 21 | 3:45 | 22 | 22 | 23 | 3:29 | 24 | 3:49 | 25 | 3:48 | 26 | 3:45 | 27 | 3:49 | 28 | 3:56 | 29 | 3:51 | 30 | 3:59 |
| | 1:18:39 (31) | | 1:19:01 (31) | | 1:22:30 (35) | | 1:26:19 (34) | | 1:30:07 (34) | | 1:33:52 (33) | | 1:37:41 (11) | | 1:41:37 (11) | | 1:45:28 (34) | | 1:49:27 (12) |
| 31 | 4:01 | 32 | 4:00 | 33 | 4:04 | 34 | 4:11 | 35 | 4:03 | 36 | 4:14 | 37 | 3:59 | 38 | 4:02 | 39 | 4:03 | 40 | 4:00 |
| | 1:53:28 (13) | | 1:57:28 (12) | | 2:01:32 (11) | | 2:05:43 (11) | | 2:09:46 (11) | | 2:14:00 (12) | | 2:17:59 (11) | | 2:22:01 (11) | | 2:26:04 (11) | | 2:30:04 (11) |
| 41 | 3:57 | 42 | 3:54 | 43 | 3:47 | | | | | | | | | | | | | | |
| | 2:34:01 (10) | | 2:37:55 (10) | | 2:41:42 (10) | | | | | | | | | | | | | | |



RACE ANALYSIS
Marathon Women

11 Madoka NAKANO

JPN 14 Aug 91 **2:42:39**

| | | | | | | | | | | | | | | | | | | | |
|----|--------------|----|--------------|----|--------------|----|--------------|----|--------------|----|--------------|----|--------------|----|--------------|----|--------------|----|--------------|
| 1 | 3:46 | 2 | 3:40 | 3 | 3:48 | 4 | 3:45 | 5 | 3:53 | 6 | 3:50 | 7 | 3:49 | 8 | 3:49 | 9 | 3:47 | 10 | 3:49 |
| | 3:46 (40) | | 7:26 (40) | | 11:14 (43) | | 14:59 (45) | | 18:52 (46) | | 22:42 (46) | | 26:31 (46) | | 30:20 (45) | | 34:07 (40) | | 37:56 (36) |
| 11 | 3:47 | 12 | 3:51 | 13 | 3:48 | 14 | 3:51 | 15 | 3:51 | 16 | 3:51 | 17 | 3:49 | 18 | 3:48 | 19 | 3:50 | 20 | 3:48 |
| | 41:43 (34) | | 45:34 (31) | | 49:22 (26) | | 53:13 (22) | | 57:04 (21) | | 1:00:55 (20) | | 1:04:44 (21) | | 1:08:32 (18) | | 1:12:22 (18) | | 1:16:10 (35) |
| 21 | 3:47 | 22 | 22 | 23 | 3:26 | 24 | 3:51 | 25 | 3:48 | 26 | 3:55 | 27 | 3:58 | 28 | 3:55 | 29 | 4:00 | 30 | 4:00 |
| | 1:19:57 (36) | | 1:20:19 (36) | | 1:23:45 (40) | | 1:27:36 (40) | | 1:31:24 (40) | | 1:35:19 (39) | | 1:39:17 (16) | | 1:43:12 (16) | | 1:47:12 (39) | | 1:51:12 (16) |
| 31 | 3:58 | 32 | 4:00 | 33 | 4:06 | 34 | 4:01 | 35 | 4:01 | 36 | 3:55 | 37 | 3:55 | 38 | 3:49 | 39 | 3:48 | 40 | 3:48 |
| | 1:55:10 (16) | | 1:59:10 (16) | | 2:03:16 (14) | | 2:07:17 (14) | | 2:11:18 (14) | | 2:15:13 (14) | | 2:19:08 (13) | | 2:22:57 (13) | | 2:26:45 (12) | | 2:30:33 (12) |
| 41 | 3:51 | 42 | | 43 | 3:48 | | | | | | | | | | | | | | |
| | 2:34:24 (12) | | 2:38:11 (11) | | 2:41:59 (11) | | | | | | | | | | | | | | |

12 Desi Jisa MOKONIN

BRN 12 Jul 97 **2:43:19**

| | | | | | | | | | | | | | | | | | | | |
|----|--------------|----|--------------|----|--------------|----|--------------|----|--------------|----|--------------|----|-------------|----|--------------|----|--------------|----|--------------|
| 1 | 3:45 | 2 | 3:37 | 3 | 3:42 | 4 | 3:35 | 5 | 3:43 | 6 | 3:36 | 7 | 3:37 | 8 | 3:31 | 9 | 3:54 | 10 | 3:47 |
| | 3:45 (34) | | 7:22 (15) | | 11:04 (10) | | 14:39 (7) | | 18:22 (8) | | 21:58 (9) | | 25:35 (6) | | 29:06 (5) | | 33:00 (9) | | 36:47 (6) |
| 11 | 3:29 | 12 | 3:37 | 13 | 3:38 | 14 | 3:44 | 15 | 3:43 | 16 | 3:43 | 17 | 3:37 | 18 | 3:43 | 19 | 3:55 | 20 | 3:49 |
| | 40:16 (7) | | 43:53 (7) | | 47:31 (7) | | 51:15 (6) | | 54:58 (7) | | 58:41 (6) | | 1:02:18 (6) | | 1:06:01 (7) | | 1:09:56 (7) | | 1:13:45 (25) |
| 21 | 3:52 | 22 | 23 | 23 | 3:34 | 24 | 3:49 | 25 | 3:50 | 26 | 3:58 | 27 | 3:57 | 28 | 3:52 | 29 | 3:52 | 30 | 3:59 |
| | 1:17:37 (27) | | 1:18:00 (27) | | 1:21:34 (31) | | 1:25:23 (31) | | 1:29:13 (31) | | 1:33:11 (31) | | 1:37:08 (8) | | 1:41:00 (8) | | 1:44:52 (31) | | 1:48:51 (9) |
| 31 | 4:01 | 32 | 4:03 | 33 | 4:07 | 34 | 4:07 | 35 | 4:00 | 36 | 3:59 | 37 | 4:10 | 38 | 4:13 | 39 | 4:05 | 40 | 4:19 |
| | 1:52:52 (9) | | 1:56:55 (9) | | 2:01:02 (9) | | 2:05:09 (9) | | 2:09:09 (9) | | 2:13:08 (9) | | 2:17:18 (9) | | 2:21:31 (10) | | 2:25:36 (10) | | 2:29:55 (10) |
| 41 | 4:24 | 42 | 4:16 | 43 | 4:03 | | | | | | | | | | | | | | |
| | 2:34:19 (11) | | 2:38:35 (12) | | 2:42:38 (12) | | | | | | | | | | | | | | |

13 Carrie DIMOFF

USA 31 May 83 **2:44:35**

| | | | | | | | | | | | | | | | | | | | |
|----|--------------|----|--------------|----|--------------|----|--------------|----|--------------|----|--------------|----|--------------|----|--------------|----|--------------|----|--------------|
| 1 | 3:45 | 2 | 3:38 | 3 | 3:48 | 4 | 3:36 | 5 | 3:38 | 6 | 3:40 | 7 | 3:42 | 8 | 3:43 | 9 | 3:44 | 10 | 3:44 |
| | 3:45 (37) | | 7:23 (26) | | 11:11 (31) | | 14:47 (22) | | 18:25 (23) | | 22:05 (22) | | 25:47 (19) | | 29:30 (20) | | 33:14 (20) | | 36:58 (18) |
| 11 | 3:47 | 12 | 3:47 | 13 | 3:45 | 14 | 3:48 | 15 | 3:50 | 16 | 3:47 | 17 | 3:46 | 18 | 3:50 | 19 | 3:50 | 20 | 3:45 |
| | 40:45 (16) | | 44:32 (16) | | 48:17 (16) | | 52:05 (14) | | 55:55 (15) | | 59:42 (13) | | 1:03:28 (13) | | 1:07:18 (13) | | 1:11:08 (12) | | 1:14:53 (28) |
| 21 | 3:45 | 22 | 22 | 23 | 3:30 | 24 | 3:49 | 25 | 3:47 | 26 | 3:48 | 27 | 3:46 | 28 | 3:51 | 29 | 3:50 | 30 | 3:59 |
| | 1:18:38 (29) | | 1:19:00 (29) | | 1:22:30 (33) | | 1:26:19 (32) | | 1:30:06 (33) | | 1:33:54 (34) | | 1:37:40 (10) | | 1:41:31 (10) | | 1:45:21 (33) | | 1:49:20 (10) |
| 31 | 4:02 | 32 | 4:08 | 33 | 4:09 | 34 | 4:10 | 35 | 4:04 | 36 | 4:05 | 37 | 4:20 | 38 | 4:17 | 39 | 4:18 | 40 | 4:24 |
| | 1:53:22 (12) | | 1:57:30 (13) | | 2:01:39 (12) | | 2:05:49 (12) | | 2:09:53 (12) | | 2:13:58 (11) | | 2:18:18 (12) | | 2:22:35 (12) | | 2:26:53 (13) | | 2:31:17 (13) |
| 41 | 4:19 | 42 | 4:18 | 43 | 4:00 | | | | | | | | | | | | | | |
| | 2:35:36 (13) | | 2:39:54 (13) | | 2:43:54 (13) | | | | | | | | | | | | | | |

14 Kwang-Ok RI

PRK 27 Jul 96 **2:46:16**

| | | | | | | | | | | | | | | | | | | | |
|----|--------------|----|--------------|----|--------------|----|--------------|----|--------------|----|--------------|----|--------------|----|--------------|----|--------------|----|--------------|
| 1 | 3:44 | 2 | 3:38 | 3 | 3:43 | 4 | 3:35 | 5 | 3:43 | 6 | 3:36 | 7 | 3:38 | 8 | 3:36 | 9 | 3:47 | 10 | 3:49 |
| | 3:44 (12) | | 7:22 (17) | | 11:05 (12) | | 14:40 (13) | | 18:23 (10) | | 21:59 (13) | | 25:37 (11) | | 29:13 (11) | | 33:00 (7) | | 36:49 (9) |
| 11 | 3:40 | 12 | 3:42 | 13 | 3:42 | 14 | 3:44 | 15 | 3:43 | 16 | 3:47 | 17 | 3:52 | 18 | 3:55 | 19 | 3:57 | 20 | 4:03 |
| | 40:29 (12) | | 44:11 (12) | | 47:53 (12) | | 51:37 (10) | | 55:20 (10) | | 59:07 (10) | | 1:02:59 (10) | | 1:06:54 (10) | | 1:10:51 (10) | | 1:14:54 (31) |
| 21 | 3:45 | 22 | 22 | 23 | 3:29 | 24 | 3:50 | 25 | 3:52 | 26 | 4:04 | 27 | 4:09 | 28 | 4:00 | 29 | 4:09 | 30 | 4:07 |
| | 1:18:39 (32) | | 1:19:01 (32) | | 1:22:30 (36) | | 1:26:20 (35) | | 1:30:12 (35) | | 1:34:16 (35) | | 1:38:25 (12) | | 1:42:25 (14) | | 1:46:34 (37) | | 1:50:41 (15) |
| 31 | 4:13 | 32 | 4:13 | 33 | 4:09 | 34 | 4:10 | 35 | 4:14 | 36 | 4:14 | 37 | 4:15 | 38 | 4:13 | 39 | 4:20 | 40 | 4:13 |
| | 1:54:54 (15) | | 1:59:07 (15) | | 2:03:16 (15) | | 2:07:26 (15) | | 2:11:40 (15) | | 2:15:54 (15) | | 2:20:09 (15) | | 2:24:22 (14) | | 2:28:42 (14) | | 2:32:55 (14) |
| 41 | 4:15 | 42 | 4:10 | 43 | 4:08 | | | | | | | | | | | | | | |
| | 2:37:10 (14) | | 2:41:20 (14) | | 2:45:28 (14) | | | | | | | | | | | | | | |

15 Visiline JEPKESHO

KEN 30 Dec 89 **2:46:38**

| | | | | | | | | | | | | | | | | | | | |
|----|--------------|----|--------------|----|--------------|----|------------------|----|--------------|----|------------------|----|--------------|----|--------------|----|--------------------|----|------------------|
| 1 | 3:43 | 2 | 3:38 | 3 | 3:41 | 4 | 3:37 | 5 | 3:42 | 6 | 3:37 | 7 | 3:35 | 8 | 3:33 | 9 | 3:53 | 10 | 3:45 |
| | 3:43 (4) | | 7:21 (3) | | 11:02 (3) | | 14:39 (1) | | 18:21 (3) | | 21:58 (1) | | 25:33 (2) | | 29:06 (4) | | 32:59 (1) | | 36:44 (1) |
| 11 | 3:14 | 12 | 3:28 | 13 | 3:32 | 14 | 3:33 | 15 | 3:30 | 16 | 3:37 | 17 | 3:40 | 18 | 3:46 | 19 | 3:44 | 20 | 3:46 |
| | 39:58 (2) | | 43:26 (2) | | 46:58 (2) | | 50:31 (2) | | 54:01 (3) | | 57:38 (2) | | 1:01:18 (2) | | 1:05:04 (3) | | 1:08:48 (1) | | 1:12:34 (19) |
| 21 | 3:44 | 22 | 21 | 23 | 3:25 | 24 | 3:41 | 25 | 3:43 | 26 | 3:46 | 27 | 4:03 | 28 | 4:00 | 29 | 4:16 | 30 | 4:22 |
| | 1:16:18 (21) | | 1:16:39 (20) | | 1:20:04 (25) | | 1:23:45 (24) | | 1:27:28 (28) | | 1:31:14 (28) | | 1:35:17 (6) | | 1:39:17 (6) | | 1:43:33 (29) | | 1:47:55 (7) |
| 31 | 4:30 | 32 | 4:31 | 33 | 4:25 | 34 | 4:09 | 35 | 4:32 | 36 | 5:00 | 37 | 5:02 | 38 | 4:41 | 39 | 4:09 | 40 | 4:16 |
| | 1:52:25 (7) | | 1:56:56 (10) | | 2:01:21 (10) | | 2:05:30 (10) | | 2:10:02 (13) | | 2:15:02 (13) | | 2:20:04 (14) | | 2:24:45 (15) | | 2:28:54 (15) | | 2:33:10 (15) |
| 41 | 4:16 | 42 | 4:20 | 43 | 4:10 | | | | | | | | | | | | | | |
| | 2:37:26 (15) | | 2:41:46 (15) | | 2:45:56 (15) | | | | | | | | | | | | | | |



RACE ANALYSIS
Marathon Women

16 Marta GALIMANY ESP 5 Oct 85 **2:47:45**

| | | | | | | | | | | | | | | | | | | | |
|----|--------------|----|--------------|----|--------------|----|--------------|----|--------------|----|--------------|----|--------------|----|--------------|----|--------------|----|--------------|
| 1 | 3:45 | 2 | 3:40 | 3 | 3:50 | 4 | 3:45 | 5 | 3:51 | 6 | 3:50 | 7 | 3:49 | 8 | 3:50 | 9 | 3:46 | 10 | 3:49 |
| | 3:45 (30) | | 7:25 (35) | | 11:15 (48) | | 15:00 (48) | | 18:51 (44) | | 22:41 (44) | | 26:30 (44) | | 30:20 (44) | | 34:06 (39) | | 37:55 (34) |
| 11 | 3:49 | 12 | 3:50 | 13 | 3:49 | 14 | 3:51 | 15 | 3:51 | 16 | 3:50 | 17 | 3:50 | 18 | 3:50 | 19 | 3:49 | 20 | 3:50 |
| | 41:44 (35) | | 45:34 (32) | | 49:23 (28) | | 53:14 (25) | | 57:05 (25) | | 1:00:55 (23) | | 1:04:45 (23) | | 1:08:35 (20) | | 1:12:24 (20) | | 1:16:14 (36) |
| 21 | 3:53 | 22 | 24 | 23 | 3:29 | 24 | 3:53 | 25 | 3:53 | 26 | 3:56 | 27 | 3:57 | 28 | 3:58 | 29 | 4:00 | 30 | 4:03 |
| | 1:20:07 (37) | | 1:20:31 (37) | | 1:24:00 (41) | | 1:27:53 (41) | | 1:31:46 (41) | | 1:35:42 (41) | | 1:39:39 (17) | | 1:43:37 (17) | | 1:47:37 (40) | | 1:51:40 (17) |
| 31 | 4:07 | 32 | 4:08 | 33 | 4:07 | 34 | 4:09 | 35 | 4:12 | 36 | 4:18 | 37 | 4:22 | 38 | 4:23 | 39 | 4:23 | 40 | 4:23 |
| | 1:55:47 (17) | | 1:59:55 (17) | | 2:04:02 (16) | | 2:08:11 (16) | | 2:12:23 (16) | | 2:16:41 (16) | | 2:21:03 (16) | | 2:25:26 (16) | | 2:29:49 (16) | | 2:34:12 (16) |
| 41 | 4:23 | 42 | 4:12 | 43 | 4:09 | | | | | | | | | | | | | | |
| | 2:38:35 (16) | | 2:42:47 (16) | | 2:46:56 (16) | | | | | | | | | | | | | | |

17 Nastassia IVANOVA BLR 4 Nov 82 **2:48:41**

| | | | | | | | | | | | | | | | | | | | |
|----|--------------|----|--------------|----|--------------|----|--------------|----|--------------|----|--------------|----|--------------|----|--------------|----|--------------|----|--------------|
| 1 | 3:51 | 2 | 3:54 | 3 | 3:49 | 4 | 3:51 | 5 | 3:50 | 6 | 3:50 | 7 | 3:50 | 8 | 3:49 | 9 | 3:54 | 10 | 3:51 |
| | 3:51 (66) | | 7:45 (66) | | 11:34 (63) | | 15:25 (62) | | 19:15 (61) | | 23:05 (60) | | 26:55 (57) | | 30:44 (53) | | 34:38 (53) | | 38:29 (52) |
| 11 | 3:56 | 12 | 3:58 | 13 | 4:02 | 14 | 4:03 | 15 | 3:59 | 16 | 4:02 | 17 | 3:56 | 18 | 4:04 | 19 | 4:02 | 20 | 4:00 |
| | 42:25 (49) | | 46:23 (48) | | 50:25 (44) | | 54:28 (43) | | 58:27 (42) | | 1:02:29 (38) | | 1:06:25 (36) | | 1:10:29 (35) | | 1:14:31 (34) | | 1:18:31 (50) |
| 21 | 3:59 | 22 | 23 | 23 | 3:39 | 24 | 4:04 | 25 | 4:07 | 26 | 4:06 | 27 | 4:02 | 28 | 4:07 | 29 | 4:08 | 30 | 4:09 |
| | 1:22:30 (50) | | 1:22:53 (50) | | 1:26:32 (53) | | 1:30:36 (50) | | 1:34:43 (49) | | 1:38:49 (49) | | 1:42:51 (25) | | 1:46:58 (24) | | 1:51:06 (47) | | 1:55:15 (22) |
| 31 | 4:11 | 32 | 4:12 | 33 | 4:09 | 34 | 4:08 | 35 | 4:06 | 36 | 4:10 | 37 | 4:07 | 38 | 4:09 | 39 | 4:01 | 40 | 3:54 |
| | 1:59:26 (21) | | 2:03:38 (21) | | 2:07:47 (19) | | 2:11:55 (18) | | 2:16:01 (18) | | 2:20:11 (19) | | 2:24:18 (17) | | 2:28:27 (17) | | 2:32:28 (17) | | 2:36:22 (17) |
| 41 | 3:59 | 42 | 3:55 | 43 | 3:42 | | | | | | | | | | | | | | |
| | 2:40:21 (17) | | 2:44:16 (17) | | 2:47:58 (17) | | | | | | | | | | | | | | |

18 Charlotta FOUGBERG SWE 19 Jun 85 **2:49:17**

| | | | | | | | | | | | | | | | | | | | |
|----|--------------|----|--------------|----|--------------|----|--------------|----|--------------|----|--------------|----|--------------|----|--------------|----|--------------|----|--------------|
| 1 | 3:45 | 2 | 3:42 | 3 | 3:49 | 4 | 3:42 | 5 | 3:46 | 6 | 3:47 | 7 | 3:46 | 8 | 3:46 | 9 | 3:45 | 10 | 3:47 |
| | 3:45 (19) | | 7:27 (43) | | 11:16 (49) | | 14:58 (42) | | 18:44 (39) | | 22:31 (38) | | 26:17 (35) | | 30:03 (33) | | 33:48 (29) | | 37:35 (28) |
| 11 | 3:48 | 12 | 3:49 | 13 | 3:49 | 14 | 3:50 | 15 | 3:53 | 16 | 3:52 | 17 | 3:52 | 18 | 3:51 | 19 | 3:58 | 20 | 3:57 |
| | 41:23 (25) | | 45:12 (23) | | 49:01 (21) | | 52:51 (19) | | 56:44 (19) | | 1:00:36 (17) | | 1:04:28 (16) | | 1:08:19 (15) | | 1:12:17 (17) | | 1:16:14 (37) |
| 21 | 4:01 | 22 | 23 | 23 | 3:42 | 24 | 4:03 | 25 | 4:03 | 26 | 4:33 | 27 | 4:06 | 28 | 4:12 | 29 | 4:29 | 30 | 4:12 |
| | 1:20:15 (38) | | 1:20:38 (38) | | 1:24:20 (42) | | 1:28:23 (42) | | 1:32:26 (42) | | 1:36:59 (42) | | 1:41:05 (19) | | 1:45:17 (19) | | 1:49:46 (42) | | 1:53:58 (19) |
| 31 | 4:30 | 32 | 4:39 | 33 | 4:20 | 34 | 4:17 | 35 | 4:11 | 36 | 4:12 | 37 | 4:12 | 38 | 4:10 | 39 | 4:09 | 40 | 4:04 |
| | 1:58:28 (19) | | 2:03:07 (19) | | 2:07:27 (17) | | 2:11:44 (17) | | 2:15:55 (17) | | 2:20:07 (18) | | 2:24:19 (18) | | 2:28:29 (18) | | 2:32:38 (18) | | 2:36:42 (18) |
| 41 | 3:57 | 42 | 3:59 | 43 | 3:57 | | | | | | | | | | | | | | |
| | 2:40:39 (18) | | 2:44:38 (18) | | 2:48:35 (18) | | | | | | | | | | | | | | |

19 Anne-Mari HYRYLÄINEN FIN 15 Aug 78 **2:51:26**

| | | | | | | | | | | | | | | | | | | | |
|----|--------------|----|--------------|----|--------------|----|--------------|----|--------------|----|--------------|----|--------------|----|--------------|----|--------------|----|--------------|
| 1 | 3:46 | 2 | 3:41 | 3 | 3:48 | 4 | 3:44 | 5 | 3:46 | 6 | 3:52 | 7 | 3:51 | 8 | 3:51 | 9 | 3:48 | 10 | 3:49 |
| | 3:46 (45) | | 7:27 (44) | | 11:15 (47) | | 14:59 (44) | | 18:45 (43) | | 22:37 (43) | | 26:28 (42) | | 30:19 (40) | | 34:07 (42) | | 37:56 (37) |
| 11 | 3:50 | 12 | 4:08 | 13 | 3:50 | 14 | 4:02 | 15 | 3:57 | 16 | 3:59 | 17 | 4:03 | 18 | 4:07 | 19 | 4:02 | 20 | 4:00 |
| | 41:46 (36) | | 45:54 (42) | | 49:44 (37) | | 53:46 (38) | | 57:43 (35) | | 1:01:42 (31) | | 1:05:45 (30) | | 1:09:52 (29) | | 1:13:54 (27) | | 1:17:54 (44) |
| 21 | 4:12 | 22 | 24 | 23 | 3:44 | 24 | 4:03 | 25 | 4:05 | 26 | 4:20 | 27 | 4:09 | 28 | 4:07 | 29 | 4:08 | 30 | 4:23 |
| | 1:22:06 (44) | | 1:22:30 (44) | | 1:26:14 (48) | | 1:30:17 (47) | | 1:34:22 (47) | | 1:38:42 (47) | | 1:42:51 (24) | | 1:46:58 (23) | | 1:51:06 (46) | | 1:55:29 (24) |
| 31 | 4:13 | 32 | 4:09 | 33 | 4:12 | 34 | 4:10 | 35 | 4:09 | 36 | 4:12 | 37 | 4:17 | 38 | 4:21 | 39 | 4:15 | 40 | 4:22 |
| | 1:59:42 (24) | | 2:03:51 (23) | | 2:08:03 (22) | | 2:12:13 (20) | | 2:16:22 (19) | | 2:20:34 (20) | | 2:24:51 (19) | | 2:29:12 (19) | | 2:33:27 (19) | | 2:37:49 (19) |
| 41 | 4:20 | 42 | 4:14 | 43 | 4:15 | | | | | | | | | | | | | | |
| | 2:42:09 (19) | | 2:46:23 (19) | | 2:50:38 (19) | | | | | | | | | | | | | | |

20 Marcela JOGLOVÁ CZE 27 Jul 87 **2:52:22**

| | | | | | | | | | | | | | | | | | | | |
|----|--------------|----|--------------|----|--------------|----|--------------|----|--------------|----|--------------|----|--------------|----|--------------|----|--------------|----|--------------|
| 1 | 3:45 | 2 | 3:37 | 3 | 3:46 | 4 | 3:43 | 5 | 3:44 | 6 | 3:44 | 7 | 3:49 | 8 | 3:49 | 9 | 3:50 | 10 | 3:53 |
| | 3:45 (18) | | 7:22 (24) | | 11:08 (24) | | 14:51 (31) | | 18:35 (28) | | 22:19 (28) | | 26:08 (28) | | 29:57 (26) | | 33:47 (28) | | 37:40 (29) |
| 11 | 3:55 | 12 | 3:55 | 13 | 3:52 | 14 | 3:58 | 15 | 4:01 | 16 | 4:00 | 17 | 4:02 | 18 | 4:02 | 19 | 4:05 | 20 | 4:05 |
| | 41:35 (28) | | 45:30 (28) | | 49:22 (24) | | 53:20 (27) | | 57:21 (28) | | 1:01:21 (26) | | 1:05:23 (26) | | 1:09:25 (25) | | 1:13:30 (24) | | 1:17:35 (41) |
| 21 | 4:05 | 22 | 24 | 23 | 3:43 | 24 | 4:11 | 25 | 4:13 | 26 | 4:11 | 27 | 4:13 | 28 | 4:15 | 29 | 4:15 | 30 | 4:12 |
| | 1:21:40 (42) | | 1:22:04 (42) | | 1:25:47 (45) | | 1:29:58 (45) | | 1:34:11 (46) | | 1:38:22 (46) | | 1:42:35 (22) | | 1:46:50 (22) | | 1:51:05 (45) | | 1:55:17 (23) |
| 31 | 4:12 | 32 | 4:12 | 33 | 4:09 | 34 | 4:15 | 35 | 4:20 | 36 | 4:20 | 37 | 4:25 | 38 | 4:24 | 39 | 4:39 | 40 | 4:21 |
| | 1:59:29 (22) | | 2:03:41 (22) | | 2:07:50 (20) | | 2:12:05 (19) | | 2:16:25 (20) | | 2:20:45 (21) | | 2:25:10 (20) | | 2:29:34 (20) | | 2:34:13 (20) | | 2:38:34 (20) |
| 41 | 4:26 | 42 | 4:20 | 43 | 4:17 | | | | | | | | | | | | | | |
| | 2:43:00 (20) | | 2:47:20 (20) | | 2:51:37 (20) | | | | | | | | | | | | | | |



RACE ANALYSIS
Marathon Women

21 Rutendo Joan NYAHORA

ZIM 11 Nov 88 **2:52:33**

| | | | | | | | | | | | | | | | | | | | |
|----|--------------|----|--------------|----|--------------|----|--------------|----|--------------|----|--------------|----|--------------|----|--------------|----|--------------|----|--------------|
| 1 | 3:44 | 2 | 3:38 | 3 | 3:45 | 4 | 3:36 | 5 | 3:41 | 6 | 3:36 | 7 | 3:40 | 8 | 3:44 | 9 | 3:48 | 10 | 3:47 |
| | 3:44 (6) | | 7:22 (21) | | 11:07 (16) | | 14:43 (19) | | 18:24 (17) | | 22:00 (16) | | 25:40 (15) | | 29:24 (15) | | 33:12 (18) | | 36:59 (19) |
| 11 | 3:52 | 12 | 3:54 | 13 | 3:55 | 14 | 3:53 | 15 | 4:04 | 16 | 4:00 | 17 | 3:57 | 18 | 4:03 | 19 | 4:03 | 20 | 4:01 |
| | 40:51 (19) | | 44:45 (19) | | 48:40 (18) | | 52:33 (17) | | 56:37 (17) | | 1:00:37 (18) | | 1:04:34 (18) | | 1:08:37 (21) | | 1:12:40 (22) | | 1:16:41 (39) |
| 21 | 4:03 | 22 | 4:03 | 23 | 3:44 | 24 | 4:12 | 25 | 4:10 | 26 | 4:11 | 27 | 4:17 | 28 | 4:17 | 29 | 4:06 | 30 | 4:21 |
| | 1:20:44 (39) | | 1:21:08 (39) | | 1:24:52 (43) | | 1:29:04 (43) | | 1:33:14 (43) | | 1:37:25 (43) | | 1:41:42 (20) | | 1:45:59 (20) | | 1:50:05 (43) | | 1:54:26 (20) |
| 31 | 4:26 | 32 | 4:33 | 33 | 4:26 | 34 | 4:38 | 35 | 4:23 | 36 | 4:15 | 37 | 4:23 | 38 | 4:22 | 39 | 4:24 | 40 | 4:21 |
| | 1:58:52 (20) | | 2:03:25 (20) | | 2:07:51 (21) | | 2:12:29 (21) | | 2:16:52 (22) | | 2:21:07 (22) | | 2:25:30 (21) | | 2:29:52 (21) | | 2:34:16 (21) | | 2:38:37 (21) |
| 41 | 4:29 | 42 | 4:31 | 43 | 4:07 | | | | | | | | | | | | | | |
| | 2:43:06 (21) | | 2:47:37 (21) | | 2:51:44 (21) | | | | | | | | | | | | | | |

22 Sardana TROFIMOVA

ANA 28 Mar 88 **2:52:46**

| | | | | | | | | | | | | | | | | | | | |
|----|-----------------|----|-----------------|----|------------------|----|--------------|----|--------------|----|--------------|----|--------------|----|--------------|----|--------------|----|--------------|
| 1 | 3:39 | 2 | 3:37 | 3 | 3:42 | 4 | 3:42 | 5 | 3:44 | 6 | 3:43 | 7 | 3:44 | 8 | 3:50 | 9 | 3:50 | 10 | 3:56 |
| | 3:39 (1) | | 7:16 (1) | | 10:58 (1) | | 14:40 (11) | | 18:24 (20) | | 22:07 (25) | | 25:51 (24) | | 29:41 (25) | | 33:31 (25) | | 37:27 (25) |
| 11 | 3:59 | 12 | 4:04 | 13 | 4:01 | 14 | 4:03 | 15 | 4:05 | 16 | 4:08 | 17 | 4:03 | 18 | 4:09 | 19 | 4:03 | 20 | 3:59 |
| | 41:26 (27) | | 45:30 (27) | | 49:31 (31) | | 53:34 (30) | | 57:39 (29) | | 1:01:47 (35) | | 1:05:50 (34) | | 1:09:59 (32) | | 1:14:02 (30) | | 1:18:01 (45) |
| 21 | 4:11 | 22 | 4:26 | 23 | 3:56 | 24 | 4:19 | 25 | 4:15 | 26 | 4:17 | 27 | 4:21 | 28 | 4:16 | 29 | 4:13 | 30 | 4:13 |
| | 1:22:12 (46) | | 1:22:38 (47) | | 1:26:34 (54) | | 1:30:53 (54) | | 1:35:08 (53) | | 1:39:25 (52) | | 1:43:46 (29) | | 1:48:02 (28) | | 1:52:15 (50) | | 1:56:28 (26) |
| 31 | 4:10 | 32 | 4:18 | 33 | 4:22 | 34 | 4:21 | 35 | 4:19 | 36 | 4:23 | 37 | 4:14 | 38 | 4:18 | 39 | 4:18 | 40 | 4:20 |
| | 2:00:38 (25) | | 2:04:56 (24) | | 2:09:18 (23) | | 2:13:39 (23) | | 2:17:58 (23) | | 2:22:21 (23) | | 2:26:35 (22) | | 2:30:53 (22) | | 2:35:11 (22) | | 2:39:31 (22) |
| 41 | 4:18 | 42 | 4:09 | 43 | 4:03 | | | | | | | | | | | | | | |
| | 2:43:49 (22) | | 2:47:58 (22) | | 2:52:01 (22) | | | | | | | | | | | | | | |

23 Nazret WELDU

ERI 1 Jan 90 **2:53:45**

| | | | | | | | | | | | | | | | | | | | |
|----|--------------|----|--------------|----|--------------|----|--------------|----|--------------|----|--------------|----|--------------|----|--------------|----|--------------|----|--------------|
| 1 | 3:45 | 2 | 3:40 | 3 | 3:48 | 4 | 3:42 | 5 | 3:42 | 6 | 3:47 | 7 | 3:47 | 8 | 3:47 | 9 | 3:47 | 10 | 3:50 |
| | 3:45 (26) | | 7:25 (37) | | 11:13 (39) | | 14:55 (37) | | 18:37 (33) | | 22:24 (29) | | 26:11 (29) | | 29:58 (28) | | 33:45 (27) | | 37:35 (27) |
| 11 | 3:51 | 12 | 3:52 | 13 | 3:57 | 14 | 3:58 | 15 | 3:52 | 16 | 3:54 | 17 | 4:05 | 18 | 4:12 | 19 | 4:14 | 20 | 4:18 |
| | 41:26 (26) | | 45:18 (25) | | 49:15 (22) | | 53:13 (21) | | 57:05 (23) | | 1:00:59 (25) | | 1:05:04 (25) | | 1:09:16 (24) | | 1:13:30 (25) | | 1:17:48 (42) |
| 21 | 4:19 | 22 | 4:25 | 23 | 3:57 | 24 | 4:14 | 25 | 4:15 | 26 | 4:20 | 27 | 4:21 | 28 | 4:26 | 29 | 4:22 | 30 | 4:25 |
| | 1:22:07 (45) | | 1:22:32 (45) | | 1:26:29 (52) | | 1:30:43 (53) | | 1:34:58 (51) | | 1:39:18 (51) | | 1:43:39 (28) | | 1:48:05 (29) | | 1:52:27 (51) | | 1:56:52 (28) |
| 31 | 4:31 | 32 | 4:33 | 33 | 4:35 | 34 | 4:31 | 35 | 4:30 | 36 | 4:22 | 37 | 4:17 | 38 | 4:11 | 39 | 4:06 | 40 | 4:10 |
| | 2:01:23 (28) | | 2:05:56 (28) | | 2:10:31 (27) | | 2:15:02 (26) | | 2:19:32 (27) | | 2:23:54 (25) | | 2:28:11 (23) | | 2:32:22 (23) | | 2:36:28 (23) | | 2:40:38 (23) |
| 41 | 4:12 | 42 | 4:10 | 43 | 4:01 | | | | | | | | | | | | | | |
| | 2:44:50 (23) | | 2:49:00 (23) | | 2:53:01 (23) | | | | | | | | | | | | | | |

24 Yugui MA

CHN 4 Mar 95 **2:55:24**

| | | | | | | | | | | | | | | | | | | | |
|----|--------------|----|--------------|----|--------------|----|--------------|----|--------------|----|--------------|----|--------------|----|--------------|----|--------------|----|--------------|
| 1 | 3:46 | 2 | 3:40 | 3 | 3:47 | 4 | 3:42 | 5 | 3:43 | 6 | 3:51 | 7 | 3:51 | 8 | 3:53 | 9 | 3:52 | 10 | 3:52 |
| | 3:46 (44) | | 7:26 (41) | | 11:13 (40) | | 14:55 (38) | | 18:38 (36) | | 22:29 (37) | | 26:20 (37) | | 30:13 (36) | | 34:05 (33) | | 37:57 (39) |
| 11 | 3:57 | 12 | 4:00 | 13 | 4:04 | 14 | 4:10 | 15 | 4:18 | 16 | 4:18 | 17 | 4:24 | 18 | 4:34 | 19 | 4:33 | 20 | 4:26 |
| | 41:54 (39) | | 45:54 (43) | | 49:58 (40) | | 54:08 (40) | | 58:26 (41) | | 1:02:44 (42) | | 1:07:08 (40) | | 1:11:42 (39) | | 1:16:15 (40) | | 1:20:41 (60) |
| 21 | 4:26 | 22 | 4:26 | 23 | 3:59 | 24 | 4:25 | 25 | 4:16 | 26 | 4:18 | 27 | 4:16 | 28 | 4:16 | 29 | 4:06 | 30 | 4:06 |
| | 1:25:07 (59) | | 1:25:33 (58) | | 1:29:32 (64) | | 1:33:57 (63) | | 1:38:13 (63) | | 1:42:31 (63) | | 1:46:47 (37) | | 1:51:03 (37) | | 1:55:09 (59) | | 1:59:15 (35) |
| 31 | 4:09 | 32 | 4:10 | 33 | 4:14 | 34 | 4:18 | 35 | 4:16 | 36 | 4:15 | 37 | 4:20 | 38 | 4:18 | 39 | 4:15 | 40 | 4:16 |
| | 2:03:24 (33) | | 2:07:34 (32) | | 2:11:48 (31) | | 2:16:06 (29) | | 2:20:22 (29) | | 2:24:37 (29) | | 2:28:57 (28) | | 2:33:15 (25) | | 2:37:30 (24) | | 2:41:46 (24) |
| 41 | 4:18 | 42 | 4:20 | 43 | 4:12 | | | | | | | | | | | | | | |
| | 2:46:04 (24) | | 2:50:24 (24) | | 2:54:36 (24) | | | | | | | | | | | | | | |

25 Khishigaikhan GALBADRAKH

MGL 28 Aug 90 **2:56:15**

| | | | | | | | | | | | | | | | | | | | |
|----|--------------|----|--------------|----|--------------|----|--------------|----|--------------|----|--------------|----|--------------|----|--------------|----|--------------|----|--------------|
| 1 | 3:46 | 2 | 3:41 | 3 | 3:46 | 4 | 3:42 | 5 | 3:50 | 6 | 3:50 | 7 | 3:53 | 8 | 4:00 | 9 | 4:09 | 10 | 4:08 |
| | 3:46 (46) | | 7:27 (46) | | 11:13 (42) | | 14:55 (39) | | 18:45 (42) | | 22:35 (42) | | 26:28 (41) | | 30:28 (51) | | 34:37 (52) | | 38:45 (53) |
| 11 | 4:08 | 12 | 4:11 | 13 | 4:21 | 14 | 4:18 | 15 | 4:11 | 16 | 4:10 | 17 | 4:12 | 18 | 4:09 | 19 | 4:08 | 20 | 4:08 |
| | 42:53 (54) | | 47:04 (55) | | 51:25 (51) | | 55:43 (51) | | 59:54 (49) | | 1:04:04 (48) | | 1:08:16 (45) | | 1:12:25 (44) | | 1:16:33 (44) | | 1:20:41 (58) |
| 21 | 4:04 | 22 | 4:04 | 23 | 3:51 | 24 | 4:06 | 25 | 4:02 | 26 | 4:10 | 27 | 4:15 | 28 | 4:17 | 29 | 4:10 | 30 | 4:21 |
| | 1:24:45 (56) | | 1:25:09 (55) | | 1:29:00 (60) | | 1:33:06 (58) | | 1:37:08 (58) | | 1:41:18 (58) | | 1:45:33 (35) | | 1:49:50 (34) | | 1:54:00 (57) | | 1:58:21 (33) |
| 31 | 4:16 | 32 | 4:18 | 33 | 4:17 | 34 | 4:20 | 35 | 4:24 | 36 | 4:24 | 37 | 4:31 | 38 | 4:24 | 39 | 4:21 | 40 | 4:26 |
| | 2:02:37 (30) | | 2:06:55 (30) | | 2:11:12 (29) | | 2:15:32 (27) | | 2:19:56 (28) | | 2:24:20 (28) | | 2:28:51 (27) | | 2:33:15 (26) | | 2:37:36 (25) | | 2:42:02 (25) |
| 41 | 4:35 | 42 | 4:32 | 43 | 4:18 | | | | | | | | | | | | | | |
| | 2:46:37 (25) | | 2:51:09 (25) | | 2:55:27 (25) | | | | | | | | | | | | | | |



RACE ANALYSIS
Marathon Women

| 26 Alisa VAINIO | | | | | | | | | | FIN 16 Nov 97 | | | | | | | | | | 2:56:30 | | | | | | | | | | | | | | | | | | | | | | | | | | | | | | | | | | | | | | | | | | | | | | | | | | | | | | | | | | | | | | | | | | | | | | | | | | | | | | | | | | | | | | | | | | | | | | | | | | | | | | |
|-----------------|------|---|------|---|------|---|------|---|------|---------------|------|---|------|---|------|---|------|----|------|---------|----|------|----|------|----|------|----|------|----|------|----|------|----|------|----|------|----|------|----|------|----|------|----|------|----|------|----|------|----|------|----|------|----|------|----|------|----|------|----|------|----|------|----|------|----|------|----|------|----|------|----|------|----|------|----|------|----|------|----|------|----|------|----|------|----|------|----|------|----|------|----|------|----|------|----|------|----|------|----|------|----|--------------|----|--------------|----|--------------|----|--------------|----|--------------|----|--------------|----|--------------|----|--------------|----|--------------|----|--------------|----|--------------|
| 1 | 3:47 | 2 | 3:45 | 3 | 3:46 | 4 | 3:48 | 5 | 3:48 | 6 | 3:49 | 7 | 3:49 | 8 | 3:51 | 9 | 3:51 | 10 | 3:51 | SB | 11 | 3:53 | 12 | 3:54 | 13 | 3:53 | 14 | 3:56 | 15 | 4:01 | 16 | 4:00 | 17 | 4:03 | 18 | 4:04 | 19 | 4:02 | 20 | 4:02 | 21 | 4:04 | 22 | 4:04 | 23 | 3:39 | 24 | 4:03 | 25 | 4:05 | 26 | 4:09 | 27 | 4:12 | 28 | 4:14 | 29 | 4:08 | 30 | 4:19 | 31 | 4:23 | 32 | 5:23 | 33 | 4:34 | 34 | 4:44 | 35 | 4:42 | 36 | 4:39 | 37 | 4:53 | 38 | 4:36 | 39 | 4:33 | 40 | 4:32 | 41 | 4:37 | 42 | 4:32 | 43 | 4:25 | 44 | 4:25 | 45 | 4:25 | 46 | 4:25 | 47 | 4:25 | 48 | 4:25 | 49 | 4:25 | 50 | 4:25 | 51 | 2:46:46 (26) | 52 | 2:51:18 (26) | 53 | 2:55:43 (26) | 54 | 2:55:43 (26) | 55 | 2:55:43 (26) | 56 | 2:55:43 (26) | 57 | 2:55:43 (26) | 58 | 2:55:43 (26) | 59 | 2:55:43 (26) | 60 | 2:55:43 (26) | 61 | 2:55:43 (26) |

| 27 Melanie MYRAND | | | | | | | | | | CAN 7 Oct 85 | | | | | | | | | | 2:57:40 | | | | | | | | | | | | | | | | | | | | | | | | | | | | | | | | | | | | | | | | | | | | | | | | | | | | | | | | | | | | | | | | | | | | | | | | | | | | | | | | | | | | | | | | | | | | | | | | | | | | | |
|-------------------|------|---|------|---|------|---|------|---|------|--------------|------|---|------|---|------|---|------|----|------|---------|------|----|------|----|------|----|------|----|------|----|------|----|------|----|------|----|------|----|------|----|------|----|------|----|------|----|------|----|------|----|------|----|------|----|------|----|------|----|------|----|------|----|------|----|------|----|------|----|------|----|------|----|------|----|------|----|------|----|------|----|------|----|------|----|------|----|------|----|------|----|------|----|------|----|------|----|------|----|------|----|--------------|----|--------------|----|--------------|----|--------------|----|--------------|----|--------------|----|--------------|----|--------------|----|--------------|----|--------------|----|--------------|
| 1 | 3:47 | 2 | 3:48 | 3 | 3:47 | 4 | 3:48 | 5 | 3:47 | 6 | 3:47 | 7 | 3:50 | 8 | 3:50 | 9 | 3:48 | 10 | 3:52 | 11 | 3:53 | 12 | 3:54 | 13 | 3:54 | 14 | 3:58 | 15 | 4:00 | 16 | 4:01 | 17 | 4:01 | 18 | 4:05 | 19 | 4:07 | 20 | 4:08 | 21 | 4:08 | 22 | 4:08 | 23 | 3:41 | 24 | 4:04 | 25 | 4:13 | 26 | 4:12 | 27 | 4:18 | 28 | 4:17 | 29 | 4:23 | 30 | 4:25 | 31 | 4:33 | 32 | 4:33 | 33 | 4:36 | 34 | 4:39 | 35 | 4:47 | 36 | 4:44 | 37 | 4:44 | 38 | 4:43 | 39 | 4:45 | 40 | 4:46 | 41 | 4:41 | 42 | 4:40 | 43 | 4:30 | 44 | 4:30 | 45 | 4:30 | 46 | 4:30 | 47 | 4:30 | 48 | 4:30 | 49 | 4:30 | 50 | 4:30 | 51 | 2:47:41 (27) | 52 | 2:52:21 (27) | 53 | 2:56:51 (27) | 54 | 2:56:51 (27) | 55 | 2:56:51 (27) | 56 | 2:56:51 (27) | 57 | 2:56:51 (27) | 58 | 2:56:51 (27) | 59 | 2:56:51 (27) | 60 | 2:56:51 (27) | 61 | 2:56:51 (27) |

| 28 Salomé ROCHA | | | | | | | | | | POR 25 Apr 90 | | | | | | | | | | 2:58:19 | | | | | | | | | | | | | | | | | | | | | | | | | | | | | | | | | | | | | | | | | | | | | | | | | | | | | | | | | | | | | | | | | | | | | | | | | | | | | | | | | | | | | | | | | | | | | | | | | | | | | |
|-----------------|------|---|------|---|------|---|------|---|------|---------------|------|---|------|---|------|---|------|----|------|---------|------|----|------|----|------|----|------|----|------|----|------|----|------|----|------|----|------|----|------|----|------|----|------|----|------|----|------|----|------|----|------|----|------|----|------|----|------|----|------|----|------|----|------|----|------|----|------|----|------|----|------|----|------|----|------|----|------|----|------|----|------|----|------|----|------|----|------|----|------|----|------|----|------|----|------|----|------|----|------|----|--------------|----|--------------|----|--------------|----|--------------|----|--------------|----|--------------|----|--------------|----|--------------|----|--------------|----|--------------|----|--------------|
| 1 | 3:44 | 2 | 3:38 | 3 | 3:45 | 4 | 3:40 | 5 | 3:41 | 6 | 3:38 | 7 | 3:42 | 8 | 3:38 | 9 | 3:41 | 10 | 3:43 | 11 | 3:39 | 12 | 3:41 | 13 | 3:42 | 14 | 3:44 | 15 | 3:43 | 16 | 3:45 | 17 | 3:44 | 18 | 3:49 | 19 | 3:49 | 20 | 3:48 | 21 | 3:55 | 22 | 3:54 | 23 | 3:54 | 24 | 4:04 | 25 | 4:15 | 26 | 4:47 | 27 | 4:17 | 28 | 4:31 | 29 | 4:41 | 30 | 4:55 | 31 | 4:09 | 32 | 4:59 | 33 | 4:27 | 34 | 5:20 | 35 | 6:08 | 36 | 5:17 | 37 | 4:33 | 38 | 6:24 | 39 | 4:24 | 40 | 4:43 | 41 | 4:57 | 42 | 4:19 | 43 | 3:57 | 44 | 3:57 | 45 | 3:57 | 46 | 3:57 | 47 | 3:57 | 48 | 3:57 | 49 | 3:57 | 50 | 3:57 | 51 | 2:49:16 (29) | 52 | 2:53:35 (28) | 53 | 2:57:32 (28) | 54 | 2:57:32 (28) | 55 | 2:57:32 (28) | 56 | 2:57:32 (28) | 57 | 2:57:32 (28) | 58 | 2:57:32 (28) | 59 | 2:57:32 (28) | 60 | 2:57:32 (28) | 61 | 2:57:32 (28) |

| 29 Gloria PRIVILETZIO | | | | | | | | | | GRE 18 Jul 88 | | | | | | | | | | 2:58:43 | | | | | | | | | | | | | | | | | | | | | | | | | | | | | | | | | | | | | | | | | | | | | | | | | | | | | | | | | | | | | | | | | | | | | | | | | | | | | | | | | | | | | | | | | | | | | | | | | | | | | |
|-----------------------|------|---|------|---|------|---|------|---|------|---------------|------|---|------|---|------|---|------|----|------|---------|------|----|------|----|------|----|------|----|------|----|------|----|------|----|------|----|------|----|------|----|------|----|----|----|------|----|------|----|------|----|------|----|------|----|------|----|------|----|------|----|------|----|------|----|------|----|------|----|------|----|------|----|------|----|------|----|------|----|------|----|------|----|------|----|------|----|------|----|------|----|------|----|------|----|------|----|------|----|------|----|--------------|----|--------------|----|--------------|----|--------------|----|--------------|----|--------------|----|--------------|----|--------------|----|--------------|----|--------------|----|--------------|
| 1 | 3:50 | 2 | 3:53 | 3 | 3:53 | 4 | 3:50 | 5 | 3:55 | 6 | 3:53 | 7 | 3:54 | 8 | 3:55 | 9 | 3:56 | 10 | 3:59 | 11 | 3:56 | 12 | 4:04 | 13 | 4:01 | 14 | 4:15 | 15 | 4:08 | 16 | 4:06 | 17 | 4:12 | 18 | 4:14 | 19 | 4:27 | 20 | 4:12 | 21 | 4:32 | 22 | 26 | 23 | 3:50 | 24 | 4:14 | 25 | 4:13 | 26 | 4:34 | 27 | 4:25 | 28 | 4:50 | 29 | 5:05 | 30 | 4:18 | 31 | 4:25 | 32 | 4:20 | 33 | 4:14 | 34 | 4:14 | 35 | 4:19 | 36 | 4:19 | 37 | 4:21 | 38 | 4:29 | 39 | 4:30 | 40 | 4:35 | 41 | 4:28 | 42 | 4:38 | 43 | 4:05 | 44 | 4:05 | 45 | 4:05 | 46 | 4:05 | 47 | 4:05 | 48 | 4:05 | 49 | 4:05 | 50 | 4:05 | 51 | 2:49:14 (28) | 52 | 2:53:52 (29) | 53 | 2:57:57 (29) | 54 | 2:57:57 (29) | 55 | 2:57:57 (29) | 56 | 2:57:57 (29) | 57 | 2:57:57 (29) | 58 | 2:57:57 (29) | 59 | 2:57:57 (29) | 60 | 2:57:57 (29) | 61 | 2:57:57 (29) |

| 30 Valdilene DOS SANTOS SILVA | | | | | | | | | | BRA 18 Dec 91 | | | | | | | | | | 2:59:00 | | | | | | | | | | | | | | | | | | | | | | | | | | | | | | | | | | | | | | | | | | | | | | | | | | | | | | | | | | | | | | | | | | | | | | | | | | | | | | | | | | | | | | | | | | | | | | | | | | | | | |
|-------------------------------|------|---|------|---|------|---|------|---|------|---------------|------|---|------|---|------|---|------|----|------|---------|------|----|------|----|------|----|------|----|------|----|------|----|------|----|------|----|------|----|------|----|------|----|------|----|------|----|------|----|------|----|------|----|------|----|------|----|------|----|------|----|------|----|------|----|------|----|------|----|------|----|------|----|------|----|------|----|------|----|------|----|------|----|------|----|------|----|------|----|------|----|------|----|------|----|------|----|------|----|------|----|--------------|----|--------------|----|--------------|----|--------------|----|--------------|----|--------------|----|--------------|----|--------------|----|--------------|----|--------------|----|--------------|
| 1 | 3:45 | 2 | 3:38 | 3 | 3:46 | 4 | 3:46 | 5 | 3:48 | 6 | 3:52 | 7 | 3:52 | 8 | 3:52 | 9 | 3:51 | 10 | 4:02 | 11 | 4:08 | 12 | 4:03 | 13 | 4:11 | 14 | 4:15 | 15 | 4:18 | 16 | 4:12 | 17 | 4:12 | 18 | 4:18 | 19 | 4:14 | 20 | 4:16 | 21 | 4:19 | 22 | 4:14 | 23 | 4:22 | 24 | 4:29 | 25 | 4:23 | 26 | 4:28 | 27 | 4:27 | 28 | 4:28 | 29 | 4:39 | 30 | 4:27 | 31 | 4:35 | 32 | 4:34 | 33 | 5:14 | 34 | 4:29 | 35 | 4:24 | 36 | 4:24 | 37 | 4:24 | 38 | 4:24 | 39 | 4:25 | 40 | 4:16 | 41 | 4:14 | 42 | 4:14 | 43 | 4:14 | 44 | 4:14 | 45 | 4:14 | 46 | 4:14 | 47 | 4:14 | 48 | 4:14 | 49 | 4:14 | 50 | 4:14 | 51 | 2:13:26 (33) | 52 | 2:18:00 (31) | 53 | 2:23:14 (34) | 54 | 2:27:43 (34) | 55 | 2:32:07 (32) | 56 | 2:36:31 (32) | 57 | 2:40:55 (32) | 58 | 2:45:22 (31) | 59 | 2:49:47 (31) | 60 | 2:54:03 (30) | 61 | 2:58:17 (30) |



RACE ANALYSIS
Marathon Women

31 Manuela SOCCOL BEL 16 Jun 88 **2:59:11**

| | | | | | | | | | | | | | | | | | | | |
|----|--------------|----|--------------|----|--------------|----|--------------|----|--------------|----|--------------|----|--------------|----|--------------|----|--------------|----|--------------|
| 1 | 3:51 | 2 | 3:54 | 3 | 3:51 | 4 | 3:50 | 5 | 3:54 | 6 | 3:55 | 7 | 3:57 | 8 | 4:03 | 9 | 4:03 | 10 | 4:04 |
| | 3:51 (68) | | 7:45 (65) | | 11:36 (66) | | 15:26 (66) | | 19:20 (64) | | 23:15 (65) | | 27:12 (64) | | 31:15 (63) | | 35:18 (63) | | 39:22 (61) |
| 11 | 4:07 | 12 | 4:06 | 13 | 4:06 | 14 | 4:07 | 15 | 4:07 | 16 | 4:10 | 17 | 4:13 | 18 | 4:12 | 19 | 4:12 | 20 | 4:12 |
| | 43:29 (60) | | 47:35 (60) | | 51:41 (54) | | 55:48 (52) | | 59:55 (50) | | 1:04:05 (49) | | 1:08:18 (47) | | 1:12:30 (45) | | 1:16:42 (45) | | 1:20:54 (61) |
| 21 | 4:14 | 22 | 25 | 23 | 3:51 | 24 | 4:16 | 25 | 4:23 | 26 | 4:23 | 27 | 4:25 | 28 | 4:29 | 29 | 4:25 | 30 | 4:28 |
| | 1:25:08 (60) | | 1:25:33 (59) | | 1:29:24 (62) | | 1:33:40 (62) | | 1:38:03 (62) | | 1:42:26 (61) | | 1:46:51 (39) | | 1:51:20 (38) | | 1:55:45 (61) | | 2:00:13 (37) |
| 31 | 4:29 | 32 | 4:29 | 33 | 4:27 | 34 | 4:30 | 35 | 4:32 | 36 | 4:31 | 37 | 4:32 | 38 | 4:30 | 39 | 4:27 | 40 | 4:30 |
| | 2:04:42 (37) | | 2:09:11 (35) | | 2:13:38 (34) | | 2:18:08 (32) | | 2:22:40 (33) | | 2:27:11 (32) | | 2:31:43 (31) | | 2:36:13 (31) | | 2:40:40 (31) | | 2:45:10 (30) |
| 41 | 4:32 | 42 | 4:28 | 43 | 4:14 | | | | | | | | | | | | | | |
| | 2:49:42 (30) | | 2:54:10 (31) | | 2:58:24 (31) | | | | | | | | | | | | | | |

32 Sviatlana KUDZELICH BLR 7 May 87 **3:00:38**

| | | | | | | | | | | | | | | | | | | | |
|----|--------------|----|--------------|----|--------------|----|--------------|----|--------------|----|--------------|----|--------------|----|--------------|----|--------------|----|--------------|
| 1 | 3:51 | 2 | 3:54 | 3 | 3:49 | 4 | 3:51 | 5 | 3:50 | 6 | 3:49 | 7 | 3:52 | 8 | 3:48 | 9 | 3:54 | 10 | 3:51 |
| | 3:51 (65) | | 7:45 (67) | | 11:34 (62) | | 15:25 (63) | | 19:15 (62) | | 23:04 (59) | | 26:56 (58) | | 30:44 (54) | | 34:38 (54) | | 38:29 (51) |
| 11 | 3:56 | 12 | 3:58 | 13 | 4:02 | 14 | 4:03 | 15 | 4:00 | 16 | 4:03 | 17 | 3:56 | 18 | 4:06 | 19 | 4:05 | 20 | 4:05 |
| | 42:25 (50) | | 46:23 (50) | | 50:25 (45) | | 54:28 (44) | | 58:28 (43) | | 1:02:31 (39) | | 1:06:27 (37) | | 1:10:33 (36) | | 1:14:38 (35) | | 1:18:43 (52) |
| 21 | 4:09 | 22 | 22 | 23 | 3:55 | 24 | 4:13 | 25 | 4:08 | 26 | 4:19 | 27 | 4:19 | 28 | 4:20 | 29 | 4:38 | 30 | 4:24 |
| | 1:22:52 (52) | | 1:23:14 (52) | | 1:27:09 (56) | | 1:31:22 (55) | | 1:35:30 (55) | | 1:39:49 (55) | | 1:44:08 (31) | | 1:48:28 (30) | | 1:53:06 (53) | | 1:57:30 (29) |
| 31 | 4:28 | 32 | 4:34 | 33 | 4:40 | 34 | 4:48 | 35 | 4:42 | 36 | 4:58 | 37 | 4:45 | 38 | 4:41 | 39 | 5:00 | 40 | 5:24 |
| | 2:01:58 (29) | | 2:06:32 (29) | | 2:11:12 (28) | | 2:16:00 (28) | | 2:20:42 (30) | | 2:25:40 (30) | | 2:30:25 (29) | | 2:35:06 (28) | | 2:40:06 (29) | | 2:45:30 (32) |
| 41 | 5:01 | 42 | 4:53 | 43 | 4:27 | | | | | | | | | | | | | | |
| | 2:50:31 (32) | | 2:55:24 (32) | | 2:59:51 (32) | | | | | | | | | | | | | | |

33 Cuomu CIREN CHN 27 Aug 97 **3:01:56**

| | | | | | | | | | | | | | | | | | | | |
|----|--------------|----|--------------|----|--------------|----|--------------|----|--------------|----|--------------|----|--------------|----|--------------|----|--------------|----|--------------|
| 1 | 3:45 | 2 | 3:37 | 3 | 3:48 | 4 | 3:40 | 5 | 3:46 | 6 | 3:52 | 7 | 3:56 | 8 | 3:55 | 9 | 3:47 | 10 | 3:54 |
| | 3:45 (21) | | 7:22 (25) | | 11:10 (29) | | 14:50 (28) | | 18:36 (31) | | 22:28 (36) | | 26:24 (39) | | 30:19 (39) | | 34:06 (38) | | 38:00 (43) |
| 11 | 4:12 | 12 | 4:08 | 13 | 4:20 | 14 | 4:19 | 15 | 4:14 | 16 | 4:12 | 17 | 4:21 | 18 | 4:22 | 19 | 4:09 | 20 | 4:08 |
| | 42:12 (46) | | 46:20 (47) | | 50:40 (47) | | 54:59 (46) | | 59:13 (45) | | 1:03:25 (44) | | 1:07:46 (44) | | 1:12:08 (43) | | 1:16:17 (42) | | 1:20:25 (56) |
| 21 | 4:14 | 22 | 24 | 23 | 3:50 | 24 | 4:24 | 25 | 4:30 | 26 | 4:41 | 27 | 4:49 | 28 | 4:44 | 29 | 4:31 | 30 | 4:24 |
| | 1:24:39 (55) | | 1:25:03 (54) | | 1:28:53 (58) | | 1:33:17 (60) | | 1:37:47 (60) | | 1:42:28 (62) | | 1:47:17 (40) | | 1:52:01 (40) | | 1:56:32 (62) | | 2:00:56 (38) |
| 31 | 4:31 | 32 | 4:43 | 33 | 4:47 | 34 | 4:49 | 35 | 4:53 | 36 | 4:55 | 37 | 4:40 | 38 | 4:27 | 39 | 4:30 | 40 | 4:27 |
| | 2:05:27 (39) | | 2:10:10 (37) | | 2:14:57 (37) | | 2:19:46 (35) | | 2:24:39 (36) | | 2:29:34 (35) | | 2:34:14 (34) | | 2:38:41 (34) | | 2:43:11 (34) | | 2:47:38 (33) |
| 41 | 4:33 | 42 | 4:26 | 43 | 4:32 | | | | | | | | | | | | | | |
| | 2:52:11 (33) | | 2:56:37 (33) | | 3:01:09 (33) | | | | | | | | | | | | | | |

34 Munkhzaya BAYARTSOGT MGL 10 Oct 93 **3:02:57**

| | | | | | | | | | | | | | | | | | | | |
|----|--------------|----|--------------|----|--------------|----|--------------|----|--------------|----|--------------|----|--------------|----|--------------|----|--------------|----|--------------|
| 1 | 3:45 | 2 | 3:42 | 3 | 3:46 | 4 | 3:42 | 5 | 3:49 | 6 | 3:51 | 7 | 3:49 | 8 | 3:49 | 9 | 3:52 | 10 | 3:54 |
| | 3:45 (38) | | 7:27 (45) | | 11:13 (35) | | 14:55 (40) | | 18:44 (40) | | 22:35 (39) | | 26:24 (38) | | 30:13 (37) | | 34:05 (35) | | 37:59 (41) |
| 11 | 3:59 | 12 | 4:03 | 13 | 4:03 | 14 | 4:10 | 15 | 4:11 | 16 | 4:09 | 17 | 4:10 | 18 | 4:08 | 19 | 4:13 | 20 | 4:12 |
| | 41:58 (44) | | 46:01 (44) | | 50:04 (41) | | 54:14 (42) | | 58:25 (40) | | 1:02:34 (40) | | 1:06:44 (38) | | 1:10:52 (37) | | 1:15:05 (37) | | 1:19:17 (53) |
| 21 | 4:18 | 22 | 25 | 23 | 4:05 | 24 | 4:25 | 25 | 4:19 | 26 | 4:15 | 27 | 4:17 | 28 | 4:17 | 29 | 4:16 | 30 | 4:22 |
| | 1:23:35 (53) | | 1:24:00 (53) | | 1:28:05 (57) | | 1:32:30 (57) | | 1:36:49 (57) | | 1:41:04 (57) | | 1:45:21 (34) | | 1:49:38 (33) | | 1:53:54 (56) | | 1:58:16 (32) |
| 31 | 4:21 | 32 | 4:18 | 33 | 4:41 | 34 | 4:59 | 35 | 5:46 | 36 | 4:59 | 37 | 4:53 | 38 | 5:15 | 39 | 4:58 | 40 | 5:32 |
| | 2:02:37 (31) | | 2:06:55 (31) | | 2:11:36 (30) | | 2:16:35 (30) | | 2:22:21 (31) | | 2:27:20 (33) | | 2:32:13 (33) | | 2:37:28 (33) | | 2:42:26 (33) | | 2:47:58 (34) |
| 41 | 4:45 | 42 | 4:54 | 43 | 4:30 | | | | | | | | | | | | | | |
| | 2:52:43 (34) | | 2:57:37 (34) | | 3:02:07 (34) | | | | | | | | | | | | | | |

35 Rochelle RODGERS AUS 15 Apr 87 **3:05:12**

| | | | | | | | | | | | | | | | | | | | |
|----|--------------|----|--------------|----|--------------|----|--------------|----|--------------|----|--------------|----|--------------|----|--------------|----|--------------|----|--------------|
| 1 | 3:46 | 2 | 3:41 | 3 | 3:46 | 4 | 3:43 | 5 | 3:48 | 6 | 3:51 | 7 | 3:54 | 8 | 3:55 | 9 | 3:58 | 10 | 4:04 |
| | 3:46 (48) | | 7:27 (47) | | 11:13 (41) | | 14:56 (41) | | 18:44 (41) | | 22:35 (41) | | 26:29 (43) | | 30:24 (49) | | 34:22 (50) | | 38:26 (50) |
| 11 | 4:11 | 12 | 4:21 | 13 | 4:43 | 14 | 4:10 | 15 | 4:12 | 16 | 4:13 | 17 | 4:16 | 18 | 5:12 | 19 | 4:20 | 20 | 4:19 |
| | 42:37 (51) | | 46:58 (53) | | 51:41 (55) | | 55:51 (53) | | 1:00:03 (52) | | 1:04:16 (51) | | 1:08:32 (49) | | 1:13:44 (49) | | 1:18:04 (48) | | 1:22:23 (65) |
| 21 | 4:17 | 22 | 25 | 23 | 3:54 | 24 | 4:23 | 25 | 4:33 | 26 | 4:30 | 27 | 4:26 | 28 | 4:29 | 29 | 4:31 | 30 | 4:28 |
| | 1:26:40 (64) | | 1:27:05 (62) | | 1:30:59 (65) | | 1:35:22 (65) | | 1:39:55 (65) | | 1:44:25 (65) | | 1:48:51 (41) | | 1:53:20 (41) | | 1:57:51 (64) | | 2:02:19 (40) |
| 31 | 4:29 | 32 | 4:38 | 33 | 4:33 | 34 | 4:41 | 35 | 4:37 | 36 | 4:41 | 37 | 4:36 | 38 | 4:40 | 39 | 4:51 | 40 | 4:50 |
| | 2:06:48 (40) | | 2:11:26 (39) | | 2:15:59 (38) | | 2:20:40 (36) | | 2:25:17 (37) | | 2:29:58 (36) | | 2:34:34 (35) | | 2:39:14 (35) | | 2:44:05 (35) | | 2:48:55 (35) |
| 41 | 5:16 | 42 | 5:14 | 43 | 4:52 | | | | | | | | | | | | | | |
| | 2:54:11 (35) | | 2:59:25 (35) | | 3:04:17 (35) | | | | | | | | | | | | | | |



RACE ANALYSIS
Marathon Women

36 Andreia HESSEL BRA 10 Aug 84 **3:06:13**

| | | | | | | | | | | | | | | | | | | | |
|----|--------------|----|--------------|----|--------------|----|--------------|----|--------------|----|--------------|----|--------------|----|--------------|----|--------------|----|--------------|
| 1 | 3:46 | 2 | 3:44 | 3 | 3:49 | 4 | 3:51 | 5 | 3:54 | 6 | 3:59 | 7 | 4:00 | 8 | 4:06 | 9 | 4:08 | 10 | 4:09 |
| | 3:46 (42) | | 7:30 (51) | | 11:19 (54) | | 15:10 (57) | | 19:04 (56) | | 23:03 (58) | | 27:03 (60) | | 31:09 (61) | | 35:17 (62) | | 39:26 (62) |
| 11 | 4:13 | 12 | 4:14 | 13 | 4:15 | 14 | 4:19 | 15 | 4:22 | 16 | 4:23 | 17 | 4:23 | 18 | 4:24 | 19 | 4:17 | 20 | 4:19 |
| | 43:39 (61) | | 47:53 (61) | | 52:08 (58) | | 56:27 (57) | | 1:00:49 (56) | | 1:05:12 (55) | | 1:09:35 (52) | | 1:13:59 (51) | | 1:18:16 (51) | | 1:22:35 (67) |
| 21 | 4:30 | 22 | 26 | 23 | 4:08 | 24 | 4:37 | 25 | 4:39 | 26 | 4:32 | 27 | 4:37 | 28 | 4:47 | 29 | 4:47 | 30 | 4:41 |
| | 1:27:05 (66) | | 1:27:31 (64) | | 1:31:39 (68) | | 1:36:16 (68) | | 1:40:55 (67) | | 1:45:27 (67) | | 1:50:04 (44) | | 1:54:51 (44) | | 1:59:38 (66) | | 2:04:19 (42) |
| 31 | 4:42 | 32 | 4:43 | 33 | 4:42 | 34 | 4:42 | 35 | 4:50 | 36 | 4:47 | 37 | 4:38 | 38 | 4:32 | 39 | 4:36 | 40 | 4:42 |
| | 2:09:01 (42) | | 2:13:44 (41) | | 2:18:26 (41) | | 2:23:08 (38) | | 2:27:58 (39) | | 2:32:45 (40) | | 2:37:23 (37) | | 2:41:55 (37) | | 2:46:31 (36) | | 2:51:13 (36) |
| 41 | 4:46 | 42 | 4:40 | 43 | 4:41 | | | | | | | | | | | | | | |
| | 2:55:59 (36) | | 3:00:39 (36) | | 3:05:20 (36) | | | | | | | | | | | | | | |

37 Johanna BÄCKLUND SWE 9 Jun 85 **3:08:30**

| | | | | | | | | | | | | | | | | | | | |
|----|--------------|----|--------------|----|--------------|----|--------------|----|--------------|----|--------------|----|--------------|----|--------------|----|--------------|----|--------------|
| 1 | 3:47 | 2 | 3:47 | 3 | 3:52 | 4 | 3:52 | 5 | 3:56 | 6 | 3:55 | 7 | 4:01 | 8 | 3:59 | 9 | 4:01 | 10 | 4:05 |
| | 3:47 (55) | | 7:34 (56) | | 11:26 (60) | | 15:18 (60) | | 19:14 (60) | | 23:09 (61) | | 27:10 (62) | | 31:09 (60) | | 35:10 (60) | | 39:15 (59) |
| 11 | 4:08 | 12 | 4:11 | 13 | 4:14 | 14 | 4:33 | 15 | 4:18 | 16 | 4:18 | 17 | 4:33 | 18 | 4:23 | 19 | 4:22 | 20 | 4:18 |
| | 43:23 (59) | | 47:34 (59) | | 51:48 (57) | | 56:21 (56) | | 1:00:39 (55) | | 1:04:57 (54) | | 1:09:30 (51) | | 1:13:53 (50) | | 1:18:15 (50) | | 1:22:33 (66) |
| 21 | 4:31 | 22 | 26 | 23 | 4:02 | 24 | 4:20 | 25 | 4:32 | 26 | 4:33 | 27 | 4:31 | 28 | 4:32 | 29 | 4:53 | 30 | 4:42 |
| | 1:27:04 (65) | | 1:27:30 (63) | | 1:31:32 (67) | | 1:35:52 (66) | | 1:40:24 (66) | | 1:44:57 (66) | | 1:49:28 (43) | | 1:54:00 (42) | | 1:58:53 (65) | | 2:03:35 (41) |
| 31 | 4:40 | 32 | 4:51 | 33 | 4:49 | 34 | 4:54 | 35 | 4:50 | 36 | 4:56 | 37 | 5:06 | 38 | 5:00 | 39 | 5:10 | 40 | 5:08 |
| | 2:08:15 (41) | | 2:13:06 (40) | | 2:17:55 (40) | | 2:22:49 (37) | | 2:27:39 (38) | | 2:32:35 (39) | | 2:37:41 (38) | | 2:42:41 (38) | | 2:47:51 (38) | | 2:52:59 (38) |
| 41 | 4:53 | 42 | 4:51 | 43 | 4:51 | | | | | | | | | | | | | | |
| | 2:57:52 (37) | | 3:02:43 (37) | | 3:07:34 (37) | | | | | | | | | | | | | | |

38 Kelsey BRUCE USA 27 Oct 92 **3:09:37**

| | | | | | | | | | | | | | | | | | | | |
|----|--------------|----|--------------|----|--------------|----|--------------|----|--------------|----|--------------|----|--------------|----|--------------|----|--------------|----|--------------|
| 1 | 3:47 | 2 | 3:43 | 3 | 3:48 | 4 | 3:47 | 5 | 3:50 | 6 | 3:47 | 7 | 3:50 | 8 | 3:48 | 9 | 3:48 | 10 | 3:51 |
| | 3:47 (54) | | 7:30 (50) | | 11:18 (50) | | 15:05 (49) | | 18:55 (50) | | 22:42 (45) | | 26:32 (48) | | 30:20 (42) | | 34:08 (43) | | 37:59 (42) |
| 11 | 3:55 | 12 | 3:55 | 13 | 3:55 | 14 | 3:56 | 15 | 4:03 | 16 | 3:59 | 17 | 4:03 | 18 | 4:06 | 19 | 4:08 | 20 | 4:08 |
| | 41:54 (38) | | 45:49 (37) | | 49:44 (35) | | 53:40 (34) | | 57:43 (34) | | 1:01:42 (29) | | 1:05:45 (31) | | 1:09:51 (28) | | 1:13:59 (29) | | 1:18:07 (48) |
| 21 | 4:08 | 22 | 26 | 23 | 3:47 | 24 | 4:13 | 25 | 4:34 | 26 | 4:30 | 27 | 4:23 | 28 | 4:41 | 29 | 4:36 | 30 | 4:33 |
| | 1:22:15 (49) | | 1:22:41 (49) | | 1:26:28 (51) | | 1:30:41 (52) | | 1:35:15 (54) | | 1:39:45 (54) | | 1:44:08 (30) | | 1:48:49 (31) | | 1:53:25 (54) | | 1:57:58 (30) |
| 31 | 4:42 | 32 | 5:20 | 33 | 4:52 | 34 | 5:48 | 35 | 4:48 | 36 | 7:39 | 37 | 4:29 | 38 | 5:43 | 39 | 5:45 | 40 | 4:59 |
| | 2:02:40 (32) | | 2:08:00 (33) | | 2:12:52 (32) | | 2:18:40 (34) | | 2:23:28 (35) | | 2:31:07 (37) | | 2:35:36 (36) | | 2:41:19 (36) | | 2:47:04 (37) | | 2:52:03 (37) |
| 41 | 6:15 | 42 | 5:46 | 43 | 4:42 | | | | | | | | | | | | | | |
| | 2:58:18 (38) | | 3:04:04 (38) | | 3:08:46 (38) | | | | | | | | | | | | | | |

39 Mayada AL SAYAD PLE 26 Oct 92 **3:10:30**

| | | | | | | | | | | | | | | | | | | | |
|----|--------------|----|--------------|----|--------------|----|--------------|----|--------------|----|--------------|----|--------------|----|--------------|----|--------------|----|--------------|
| 1 | 3:47 | 2 | 3:48 | 3 | 3:50 | 4 | 3:49 | 5 | 3:51 | 6 | 3:54 | 7 | 3:54 | 8 | 3:57 | 9 | 3:58 | 10 | 3:59 |
| | 3:47 (60) | | 7:35 (60) | | 11:25 (59) | | 15:14 (59) | | 19:05 (57) | | 22:59 (56) | | 26:53 (56) | | 30:50 (56) | | 34:48 (56) | | 38:47 (55) |
| 11 | 4:05 | 12 | 4:04 | 13 | 4:03 | 14 | 4:08 | 15 | 4:18 | 16 | 4:22 | 17 | 4:29 | 18 | 4:31 | 19 | 4:32 | 20 | 4:35 |
| | 42:52 (53) | | 46:56 (52) | | 50:59 (50) | | 55:07 (48) | | 59:25 (48) | | 1:03:47 (47) | | 1:08:16 (46) | | 1:12:47 (46) | | 1:17:19 (47) | | 1:21:54 (64) |
| 21 | 4:41 | 22 | 28 | 23 | 4:14 | 24 | 4:47 | 25 | 4:52 | 26 | 5:00 | 27 | 5:00 | 28 | 4:54 | 29 | 4:59 | 30 | 4:45 |
| | 1:26:35 (61) | | 1:27:03 (61) | | 1:31:17 (66) | | 1:36:04 (67) | | 1:40:56 (68) | | 1:45:56 (68) | | 1:50:56 (45) | | 1:55:50 (45) | | 2:00:49 (67) | | 2:05:34 (43) |
| 31 | 4:50 | 32 | 4:46 | 33 | 4:45 | 34 | 4:48 | 35 | 4:52 | 36 | 5:00 | 37 | 4:59 | 38 | 5:00 | 39 | 4:55 | 40 | 4:59 |
| | 2:10:24 (43) | | 2:15:10 (42) | | 2:19:55 (42) | | 2:24:43 (39) | | 2:29:35 (41) | | 2:34:35 (41) | | 2:39:34 (39) | | 2:44:34 (39) | | 2:49:29 (39) | | 2:54:28 (39) |
| 41 | 5:02 | 42 | 5:09 | 43 | 4:59 | | | | | | | | | | | | | | |
| | 2:59:30 (39) | | 3:04:39 (39) | | 3:09:38 (39) | | | | | | | | | | | | | | |

40 Gabriela TRAÑA CRC 3 Mar 80 **3:19:13**

| | | | | | | | | | | | | | | | | | | | |
|----|--------------|----|--------------|----|--------------|----|--------------|----|--------------|----|--------------|----|--------------|----|--------------|----|--------------|----|--------------|
| 1 | 3:48 | 2 | 3:55 | 3 | 4:00 | 4 | 4:04 | 5 | 4:09 | 6 | 4:06 | 7 | 4:10 | 8 | 4:10 | 9 | 4:07 | 10 | 4:06 |
| | 3:48 (61) | | 7:43 (64) | | 11:43 (68) | | 15:47 (68) | | 19:56 (68) | | 24:02 (68) | | 28:12 (68) | | 32:22 (67) | | 36:29 (67) | | 40:35 (66) |
| 11 | 4:12 | 12 | 4:19 | 13 | 4:22 | 14 | 4:27 | 15 | 4:27 | 16 | 4:25 | 17 | 4:32 | 18 | 4:37 | 19 | 4:35 | 20 | 4:37 |
| | 44:47 (64) | | 49:06 (64) | | 53:28 (60) | | 57:55 (59) | | 1:02:22 (57) | | 1:06:47 (56) | | 1:11:19 (53) | | 1:15:56 (52) | | 1:20:31 (52) | | 1:25:08 (70) |
| 21 | 4:38 | 22 | 27 | 23 | 4:14 | 24 | 4:43 | 25 | 4:46 | 26 | 4:49 | 27 | 5:01 | 28 | 4:52 | 29 | 4:53 | 30 | 5:01 |
| | 1:29:46 (68) | | 1:30:13 (66) | | 1:34:27 (70) | | 1:39:10 (70) | | 1:43:56 (70) | | 1:48:45 (70) | | 1:53:46 (47) | | 1:58:38 (46) | | 2:03:31 (68) | | 2:08:32 (44) |
| 31 | 5:06 | 32 | 5:04 | 33 | 5:17 | 34 | 5:19 | 35 | 5:24 | 36 | 5:26 | 37 | 5:29 | 38 | 5:27 | 39 | 5:31 | 40 | 5:32 |
| | 2:13:38 (44) | | 2:18:42 (43) | | 2:23:59 (43) | | 2:29:18 (41) | | 2:34:42 (42) | | 2:40:08 (42) | | 2:45:37 (40) | | 2:51:04 (40) | | 2:56:35 (40) | | 3:02:07 (40) |
| 41 | 5:38 | 42 | 5:25 | 43 | 5:07 | | | | | | | | | | | | | | |
| | 3:07:45 (40) | | 3:13:10 (40) | | 3:18:17 (40) | | | | | | | | | | | | | | |

Dagmara HANDZLIK CYP 20 Feb 86 **DNF**

| | | | | | | | | | | | | | | | | | | | |
|---|-----------|---|-----------|---|------------|---|------------|---|------------|---|------------|---|------------|---|------------|---|------------|----|------------|
| 1 | 3:44 | 2 | 3:40 | 3 | 3:48 | 4 | 3:55 | 5 | 4:02 | 6 | 4:05 | 7 | 4:06 | 8 | 4:13 | 9 | 4:18 | 10 | 4:12 |
| | 3:44 (16) | | 7:24 (33) | | 11:12 (33) | | 15:07 (53) | | 19:09 (59) | | 23:14 (63) | | 27:20 (66) | | 31:33 (65) | | 35:51 (65) | | 40:03 (64) |

Charlotte PURDUE GBR 10 Jun 91 **DNF**

| | | | | | | | | | | | | | | | | | | | |
|----|------------|----|------------|----|------------|----|------------|----|------------|---|------------|---|------------|---|------------|---|------------|----|------------|
| 1 | 3:46 | 2 | 3:41 | 3 | 3:47 | 4 | 3:40 | 5 | 3:41 | 6 | 3:36 | 7 | 3:41 | 8 | 3:39 | 9 | 3:44 | 10 | 3:44 |
| | 3:46 (50) | | 7:27 (48) | | 11:14 (45) | | 14:54 (34) | | 18:35 (27) | | 22:11 (26) | | 25:52 (25) | | 29:31 (21) | | 33:15 (21) | | 36:59 (20) |
| 11 | 3:46 | 12 | 3:49 | 13 | 4:08 | 14 | 3:47 | 15 | 3:45 | | | | | | | | | | |
| | 40:45 (18) | | 44:34 (18) | | 48:42 (19) | | 52:29 (16) | | 56:14 (16) | | | | | | | | | | |



RACE ANALYSIS
Marathon Women

Sara DOSSENA

ITA 21 Nov 84 **DNF**

| | | | | | | | | | | | | | | | | | | | |
|----|------------|----|------------|----|--------------|---|------------|---|------------|---|------------|---|------------|---|------------|---|------------|----|------------|
| 1 | 3:44 | 2 | 3:38 | 3 | 3:46 | 4 | 3:39 | 5 | 3:39 | 6 | 3:39 | 7 | 3:42 | 8 | 3:43 | 9 | 3:46 | 10 | 3:52 |
| | 3:44 (9) | | 7:22 (16) | | 11:08 (22) | | 14:47 (23) | | 18:26 (24) | | 22:05 (20) | | 25:47 (21) | | 29:30 (18) | | 33:16 (22) | | 37:08 (22) |
| 11 | 3:58 | 12 | 4:02 | 13 | 28:39 | | | | | | | | | | | | | | |
| | 41:06 (22) | | 45:08 (22) | | 1:13:47 (61) | | | | | | | | | | | | | | |

Monika BYTAUTIENĖ

LTU 17 Mar 89 **DNF**

| | | | | | | | | | | | | | | | | | | | |
|----|------------|----|------------|----|------------|----|------------|----|--------------|----|--------------|---|------------|---|------------|---|------------|----|------------|
| 1 | 3:49 | 2 | 3:50 | 3 | 3:50 | 4 | 3:54 | 5 | 3:55 | 6 | 3:55 | 7 | 3:57 | 8 | 4:00 | 9 | 4:00 | 10 | 4:06 |
| | 3:49 (62) | | 7:39 (61) | | 11:29 (61) | | 15:23 (61) | | 19:18 (63) | | 23:13 (62) | | 27:10 (63) | | 31:10 (62) | | 35:10 (61) | | 39:16 (60) |
| 11 | 4:07 | 12 | 4:11 | 13 | 4:07 | 14 | 4:11 | 15 | 4:14 | 16 | 4:21 | | | | | | | | |
| | 43:23 (58) | | 47:34 (58) | | 51:41 (56) | | 55:52 (54) | | 1:00:06 (53) | | 1:04:27 (52) | | | | | | | | |

Ayano IKEMITSU

JPN 18 Apr 91 **DNF**

| | | | | | | | | | | | | | | | | | | | |
|----|--------------|----|--------------|----|--------------|----|--------------|----|--------------|----|--------------|----|--------------|----|--------------|----|--------------|----|--------------|
| 1 | 3:46 | 2 | 3:40 | 3 | 3:49 | 4 | 3:44 | 5 | 3:52 | 6 | 3:52 | 7 | 3:48 | 8 | 3:49 | 9 | 3:46 | 10 | 3:49 |
| | 3:46 (41) | | 7:26 (39) | | 11:15 (46) | | 14:59 (46) | | 18:51 (45) | | 22:43 (47) | | 26:31 (45) | | 30:20 (41) | | 34:06 (36) | | 37:55 (35) |
| 11 | 3:48 | 12 | 3:51 | 13 | 3:48 | 14 | 3:52 | 15 | 3:53 | 16 | 3:48 | 17 | 3:50 | 18 | 3:57 | 19 | 3:57 | 20 | 3:58 |
| | 41:43 (33) | | 45:34 (30) | | 49:22 (27) | | 53:14 (24) | | 57:07 (26) | | 1:00:55 (22) | | 1:04:45 (22) | | 1:08:42 (22) | | 1:12:39 (21) | | 1:16:37 (38) |
| 21 | 4:09 | 22 | 25 | 23 | 3:48 | 24 | 4:18 | 25 | 4:23 | 26 | 4:34 | 27 | 4:36 | 28 | 4:55 | 29 | 5:14 | 30 | 5:08 |
| | 1:20:46 (40) | | 1:21:11 (40) | | 1:24:59 (44) | | 1:29:17 (44) | | 1:33:40 (44) | | 1:38:14 (44) | | 1:42:50 (23) | | 1:47:45 (26) | | 1:52:59 (52) | | 1:58:07 (31) |
| 31 | 5:21 | | | | | | | | | | | | | | | | | | |
| | 2:03:28 (34) | | | | | | | | | | | | | | | | | | |

Bojana BJELJAC

CRO 10 Apr 89 **DNF**

| | | | | | | | | | | | | | | | | | | | |
|----|------------|----|------------|----|------------|----|------------|----|------------|----|--------------|---|------------|---|------------|---|------------|----|------------|
| 1 | 3:45 | 2 | 3:39 | 3 | 3:46 | 4 | 3:41 | 5 | 3:45 | 6 | 3:48 | 7 | 3:48 | 8 | 3:49 | 9 | 3:49 | 10 | 3:53 |
| | 3:45 (24) | | 7:24 (32) | | 11:10 (28) | | 14:51 (32) | | 18:36 (32) | | 22:24 (33) | | 26:12 (34) | | 30:01 (32) | | 33:50 (32) | | 37:43 (31) |
| 11 | 3:55 | 12 | 3:57 | 13 | 3:59 | 14 | 4:03 | 15 | 4:06 | 16 | 4:05 | | | | | | | | |
| | 41:38 (29) | | 45:35 (34) | | 49:34 (33) | | 53:37 (32) | | 57:43 (33) | | 1:01:48 (36) | | | | | | | | |

Rosa CHACHA

ECU 8 Dec 82 **DNF**

| | | | | | | | | | | | | | | | | | | | |
|----|--------------|----|------------|----|------------|----|------------|----|------------|----|--------------|----|--------------|----|--------------|----|--------------|----|--------------|
| 1 | 3:46 | 2 | 3:48 | 3 | 3:44 | 4 | 3:49 | 5 | 3:51 | 6 | 3:53 | 7 | 3:56 | 8 | 4:00 | 9 | 4:00 | 10 | 3:59 |
| | 3:46 (51) | | 7:34 (55) | | 11:18 (52) | | 15:07 (54) | | 18:58 (54) | | 22:51 (55) | | 26:47 (55) | | 30:47 (55) | | 34:47 (55) | | 38:46 (54) |
| 11 | 4:06 | 12 | 4:03 | 13 | 4:03 | 14 | 4:07 | 15 | 4:09 | 16 | 4:11 | 17 | 4:15 | 18 | 4:18 | 19 | 4:19 | 20 | 4:24 |
| | 42:52 (52) | | 46:55 (51) | | 50:58 (48) | | 55:05 (47) | | 59:14 (46) | | 1:03:25 (45) | | 1:07:40 (42) | | 1:11:58 (42) | | 1:16:17 (41) | | 1:20:41 (59) |
| 21 | 4:42 | | | | | | | | | | | | | | | | | | |
| | 1:25:23 (61) | | | | | | | | | | | | | | | | | | |

Hanna VANDENBUSSCHE

BEL 3 Jul 87 **DNF**

| | | | | | | | | | | | | | | | | | | | |
|----|------------|----|------------|----|--------------|---|------------|---|------------|---|------------|---|------------|---|------------|---|------------|----|------------|
| 1 | 3:50 | 2 | 3:53 | 3 | 3:53 | 4 | 3:50 | 5 | 3:55 | 6 | 3:58 | 7 | 3:59 | 8 | 4:07 | 9 | 4:12 | 10 | 4:16 |
| | 3:50 (63) | | 7:43 (62) | | 11:36 (65) | | 15:26 (64) | | 19:21 (66) | | 23:19 (66) | | 27:18 (65) | | 31:25 (64) | | 35:37 (64) | | 39:53 (63) |
| 11 | 4:25 | 12 | 4:36 | 13 | 24:53 | | | | | | | | | | | | | | |
| | 44:18 (62) | | 48:54 (62) | | 1:13:47 (62) | | | | | | | | | | | | | | |

Failuna MATANGA

TAN 28 Oct 92 **DNF**

| | | | | | | | | | | | | | | | | | | | |
|----|------------|----|------------|----|------------|----|------------|----|------------|----|------------|----|--------------|---|------------|---|------------|----|------------|
| 1 | 3:45 | 2 | 3:37 | 3 | 3:45 | 4 | 3:33 | 5 | 3:43 | 6 | 3:35 | 7 | 3:39 | 8 | 3:36 | 9 | 3:47 | 10 | 3:49 |
| | 3:45 (31) | | 7:22 (23) | | 11:07 (21) | | 14:40 (14) | | 18:23 (15) | | 21:58 (11) | | 25:37 (12) | | 29:13 (12) | | 33:00 (10) | | 36:49 (11) |
| 11 | 3:40 | 12 | 3:42 | 13 | 3:51 | 14 | 3:56 | 15 | 3:55 | 16 | 4:02 | 17 | 4:09 | | | | | | |
| | 40:29 (11) | | 44:11 (13) | | 48:02 (13) | | 51:58 (13) | | 55:53 (12) | | 59:55 (15) | | 1:04:04 (15) | | | | | | |

Elvan ABEYLEGESSE

TUR 11 Sep 82 **DNF**

| | | | | | | | | | | | | | | | | | | | |
|----|------------|----|------------|---|------------|---|------------|---|------------|---|------------|---|------------|---|------------|---|------------|----|------------|
| 1 | 3:47 | 2 | 3:41 | 3 | 3:45 | 4 | 3:42 | 5 | 3:43 | 6 | 3:46 | 7 | 3:47 | 8 | 3:47 | 9 | 3:47 | 10 | 3:49 |
| | 3:47 (57) | | 7:28 (49) | | 11:13 (37) | | 14:55 (36) | | 18:38 (37) | | 22:24 (30) | | 26:11 (30) | | 29:58 (27) | | 33:45 (26) | | 37:34 (26) |
| 11 | 3:48 | 12 | 3:52 | | | | | | | | | | | | | | | | |
| | 41:22 (24) | | 45:14 (24) | | | | | | | | | | | | | | | | |

Shitaye ESHETE

BRN 21 May 90 **DNF**

| | | | | | | | | | | | | | | | | | | | |
|----|--------------|----|--------------|----|------------|----|------------|----|------------|----|------------|----|--------------|----|--------------|----|--------------|----|--------------|
| 1 | 3:45 | 2 | 3:36 | 3 | 3:43 | 4 | 3:35 | 5 | 3:42 | 6 | 3:37 | 7 | 3:37 | 8 | 3:37 | 9 | 3:48 | 10 | 3:51 |
| | 3:45 (28) | | 7:21 (7) | | 11:04 (9) | | 14:39 (8) | | 18:21 (4) | | 21:58 (7) | | 25:35 (7) | | 29:12 (9) | | 33:00 (12) | | 36:51 (14) |
| 11 | 3:39 | 12 | 3:40 | 13 | 3:56 | 14 | 4:00 | 15 | 4:05 | 16 | 3:49 | 17 | 3:46 | 18 | 3:50 | 19 | 4:09 | 20 | 12:46 |
| | 40:30 (13) | | 44:10 (9) | | 47:52 (11) | | 51:48 (11) | | 55:53 (13) | | 59:42 (14) | | 1:03:28 (14) | | 1:07:18 (14) | | 1:11:27 (14) | | 1:24:13 (69) |
| 21 | 8:21 | 22 | 1:22 | | | | | | | | | | | | | | | | |
| | 1:32:34 (70) | | 1:33:56 (68) | | | | | | | | | | | | | | | | |

Elvanie NIMBONA

BDI 15 Mar 98 **DNF**

| | | | | | | | | | | | | | | | | | | | |
|----|--------------|----|--------------|----|--------------|----|--------------|----|--------------|----|--------------|----|--------------|----|--------------|----|--------------|----|--------------|
| 1 | 3:44 | 2 | 3:38 | 3 | 3:45 | 4 | 3:36 | 5 | 3:41 | 6 | 3:41 | 7 | 3:45 | 8 | 3:46 | 9 | 3:45 | 10 | 3:49 |
| | 3:44 (14) | | 7:22 (11) | | 11:07 (17) | | 14:43 (20) | | 18:24 (18) | | 22:05 (19) | | 25:50 (23) | | 29:36 (24) | | 33:21 (23) | | 37:10 (23) |
| 11 | 3:54 | 12 | 3:51 | 13 | 3:56 | 14 | 4:00 | 15 | 3:58 | 16 | 4:02 | 17 | 4:11 | 18 | 4:09 | 19 | 4:04 | 20 | 4:04 |
| | 41:04 (21) | | 44:55 (20) | | 48:51 (20) | | 52:51 (20) | | 56:49 (20) | | 1:00:51 (19) | | 1:05:02 (24) | | 1:09:11 (23) | | 1:13:15 (23) | | 1:17:19 (40) |
| 21 | 4:15 | 22 | 26 | 23 | 3:57 | 24 | 4:29 | 25 | 4:37 | 26 | 4:22 | 27 | 4:46 | 28 | 4:39 | 29 | 5:03 | 30 | 5:14 |
| | 1:21:34 (41) | | 1:22:00 (41) | | 1:25:57 (46) | | 1:30:26 (49) | | 1:35:03 (52) | | 1:39:25 (53) | | 1:44:11 (32) | | 1:48:50 (32) | | 1:53:53 (55) | | 1:59:07 (34) |
| 31 | 5:28 | 32 | 5:40 | 33 | 6:00 | | | | | | | | | | | | | | |
| | 2:04:35 (36) | | 2:10:15 (38) | | 2:16:15 (39) | | | | | | | | | | | | | | |



RACE ANALYSIS
Marathon Women

| Sitona KHAMIDOVA | | | | | | | | | | UZB | 12 May 89 | DNF | | | | | | | |
|------------------|------------|----|------------|----|------------|----|------------|----|--------------|-----|------------|-----|------------|---|------------|---|------------|----|------------|
| 1 | 3:51 | 2 | 3:54 | 3 | 3:51 | 4 | 3:53 | 5 | 3:58 | 6 | 4:00 | 7 | 4:08 | 8 | 4:16 | 9 | 4:17 | 10 | 4:17 |
| | 3:51 (67) | | 7:45 (68) | | 11:36 (64) | | 15:29 (67) | | 19:27 (67) | | 23:27 (67) | | 27:35 (67) | | 31:51 (66) | | 36:08 (66) | | 40:25 (65) |
| 11 | 4:21 | 12 | 4:19 | 13 | 4:18 | 14 | 4:31 | 15 | 4:44 | | | | | | | | | | |
| | 44:46 (63) | | 49:05 (63) | | 53:23 (59) | | 57:54 (58) | | 1:02:38 (58) | | | | | | | | | | |

| Linet Toroitich CHEBET | | | | | | | | | | UGA | 4 Nov 92 | DNF | | | | | | | |
|------------------------|------------|----|------------|----|------------|----|------------|---|-----------|-----|------------|-----|------------|---|------------|---|------------|----|------------|
| 1 | 3:44 | 2 | 3:37 | 3 | 3:42 | 4 | 3:37 | 5 | 3:42 | 6 | 3:37 | 7 | 3:40 | 8 | 3:42 | 9 | 3:46 | 10 | 3:47 |
| | 3:44 (7) | | 7:21 (9) | | 11:03 (4) | | 14:40 (10) | | 18:22 (9) | | 21:59 (14) | | 25:39 (14) | | 29:21 (13) | | 33:07 (13) | | 36:54 (16) |
| 11 | 3:58 | 12 | 4:14 | 13 | 4:10 | 14 | 4:15 | | | | | | | | | | | | |
| | 40:52 (20) | | 45:06 (21) | | 49:16 (23) | | 53:31 (29) | | | | | | | | | | | | |

| Cecilia NORRBOM | | | | | | | | | | SWE | 28 Jan 88 | DNF | | | | | | | |
|-----------------|--------------|----|--------------|----|--------------|----|--------------|----|--------------|-----|--------------|-----|--------------|----|--------------|----|--------------|----|--------------|
| 1 | 3:46 | 2 | 3:45 | 3 | 3:48 | 4 | 3:48 | 5 | 3:48 | 6 | 3:48 | 7 | 3:50 | 8 | 3:51 | 9 | 3:51 | 10 | 3:55 |
| | 3:46 (52) | | 7:31 (52) | | 11:19 (53) | | 15:07 (51) | | 18:55 (51) | | 22:43 (51) | | 26:33 (50) | | 30:24 (48) | | 34:15 (48) | | 38:10 (47) |
| 11 | 3:57 | 12 | 4:00 | 13 | 3:57 | 14 | 4:09 | 15 | 4:10 | 16 | 4:20 | 17 | 4:22 | 18 | 4:25 | 19 | 4:23 | 20 | 4:24 |
| | 42:07 (45) | | 46:07 (45) | | 50:04 (42) | | 54:13 (41) | | 58:23 (39) | | 1:02:43 (41) | | 1:07:05 (39) | | 1:11:30 (38) | | 1:15:53 (38) | | 1:20:17 (55) |
| 21 | 4:35 | 22 | 26 | 23 | 4:06 | 24 | 4:34 | 25 | 4:46 | 26 | 5:04 | 27 | 5:18 | 28 | 5:24 | 29 | 12:12 | | |
| | 1:24:52 (57) | | 1:25:18 (56) | | 1:29:24 (63) | | 1:33:58 (64) | | 1:38:44 (64) | | 1:43:48 (64) | | 1:49:06 (42) | | 1:54:30 (43) | | 2:06:42 (70) | | |

| Fadime ÇELIK | | | | | | | | | | TUR | 25 Oct 86 | DNF | | | | | | | |
|--------------|--------------|----|--------------|----|--------------|----|--------------|----|--------------|-----|--------------|-----|--------------|----|--------------|----|--------------|----|--------------|
| 1 | 3:47 | 2 | 3:48 | 3 | 3:48 | 4 | 3:50 | 5 | 3:52 | 6 | 3:54 | 7 | 3:59 | 8 | 3:58 | 9 | 4:04 | 10 | 4:04 |
| | 3:47 (53) | | 7:35 (59) | | 11:23 (58) | | 15:13 (58) | | 19:05 (58) | | 22:59 (57) | | 26:58 (59) | | 30:56 (58) | | 35:00 (59) | | 39:04 (57) |
| 11 | 4:09 | 12 | 4:11 | 13 | 4:11 | 14 | 4:20 | 15 | 4:15 | 16 | 4:28 | 17 | 4:29 | 18 | 4:30 | 19 | 4:31 | 20 | 4:32 |
| | 43:13 (56) | | 47:24 (56) | | 51:35 (53) | | 55:55 (55) | | 1:00:10 (54) | | 1:04:38 (53) | | 1:09:07 (50) | | 1:13:37 (48) | | 1:18:08 (49) | | 1:22:40 (68) |
| 21 | 4:33 | 22 | 25 | 23 | 4:06 | 24 | 4:38 | 25 | 4:44 | 26 | 4:59 | 27 | 5:32 | 28 | 9:23 | 29 | 5:30 | 30 | 4:23 |
| | 1:27:13 (67) | | 1:27:38 (65) | | 1:31:44 (69) | | 1:36:22 (69) | | 1:41:06 (69) | | 1:46:05 (69) | | 1:51:37 (46) | | 2:01:00 (47) | | 2:06:30 (69) | | 2:10:53 (45) |
| 31 | 3:15 | | | | | | | | | | | | | | | | | | |
| | 2:14:08 (45) | | | | | | | | | | | | | | | | | | |

| Oleksandra SHAFAR | | | | | | | | | | UKR | 5 Jan 88 | DNF | | | | | | | |
|-------------------|------------|----|------------|---|------------|---|------------|---|------------|-----|------------|-----|------------|---|------------|---|------------|----|------------|
| 1 | 3:45 | 2 | 3:37 | 3 | 3:44 | 4 | 3:44 | 5 | 3:48 | 6 | 3:49 | 7 | 3:51 | 8 | 3:54 | 9 | 3:53 | 10 | 3:51 |
| | 3:45 (29) | | 7:22 (22) | | 11:06 (15) | | 14:50 (29) | | 18:38 (34) | | 22:27 (35) | | 26:18 (36) | | 30:12 (35) | | 34:05 (34) | | 37:56 (38) |
| 11 | 3:58 | 12 | 3:58 | | | | | | | | | | | | | | | | |
| | 41:54 (40) | | 45:52 (41) | | | | | | | | | | | | | | | | |

| Shure DEMISE | | | | | | | | | | ETH | 21 Jan 96 | DNF | | | | | | | |
|--------------|------------|----|------------|----|------------|----|------------|----|------------|-----|--------------|-----|------------|---|------------|---|------------|----|------------|
| 1 | 3:45 | 2 | 3:36 | 3 | 3:45 | 4 | 3:33 | 5 | 3:44 | 6 | 3:37 | 7 | 3:43 | 8 | 3:47 | 9 | 3:51 | 10 | 3:53 |
| | 3:45 (22) | | 7:21 (8) | | 11:06 (14) | | 14:39 (9) | | 18:23 (14) | | 22:00 (15) | | 25:43 (17) | | 29:30 (17) | | 33:21 (24) | | 37:14 (24) |
| 11 | 4:00 | 12 | 4:07 | 13 | 4:09 | 14 | 3:53 | 15 | 3:51 | 16 | 4:24 | | | | | | | | |
| | 41:14 (23) | | 45:21 (26) | | 49:30 (30) | | 53:23 (28) | | 57:14 (27) | | 1:01:38 (27) | | | | | | | | |

| Mariya KOROBITSKAYA | | | | | | | | | | KGZ | 10 May 90 | DNF | | | | | | | |
|---------------------|----------|---|----------|---|-----------|---|------------|---|------------|-----|------------|-----|------------|---|------------|---|------------|----|------------|
| 1 | 3:40 | 2 | 3:38 | 3 | 3:45 | 4 | 3:37 | 5 | 3:43 | 6 | 3:36 | 7 | 3:42 | 8 | 3:43 | 9 | 3:48 | 10 | 3:48 |
| | 3:40 (2) | | 7:18 (2) | | 11:03 (5) | | 14:40 (15) | | 18:23 (11) | | 21:59 (12) | | 25:41 (16) | | 29:24 (14) | | 33:12 (17) | | 37:00 (21) |

| Dan LI | | | | | | | | | | CHN | 1 May 95 | DNF | | | | | | | |
|--------|------------|----|------------|----|------------|----|------------|----|------------|-----|--------------|-----|--------------|----|--------------|----|--------------|----|--------------|
| 1 | 3:45 | 2 | 3:37 | 3 | 3:46 | 4 | 3:40 | 5 | 3:48 | 6 | 3:48 | 7 | 3:48 | 8 | 3:47 | 9 | 4:08 | 10 | 3:57 |
| | 3:45 (23) | | 7:22 (20) | | 11:08 (23) | | 14:48 (25) | | 18:36 (30) | | 22:24 (34) | | 26:12 (32) | | 29:59 (29) | | 34:07 (41) | | 38:04 (45) |
| 11 | 3:53 | 12 | 3:52 | 13 | 3:55 | 14 | 3:58 | 15 | 4:01 | 16 | 3:59 | 17 | 4:01 | 18 | 4:20 | 19 | 4:47 | 20 | 6:22 |
| | 41:57 (42) | | 45:49 (38) | | 49:44 (36) | | 53:42 (36) | | 57:43 (36) | | 1:01:42 (30) | | 1:05:43 (27) | | 1:10:03 (33) | | 1:14:50 (36) | | 1:21:12 (62) |

| Clementine MUKANDANGA | | | | | | | | | | RWA | 8 Dec 85 | DNF | | | | | | | |
|-----------------------|-----------|---|----------|---|------------|---|------------|---|------------|-----|------------|-----|------------|---|------------|---|------------|--|--|
| 1 | 3:44 | 2 | 3:37 | 3 | 3:46 | 4 | 3:36 | 5 | 3:41 | 6 | 3:42 | 7 | 3:55 | 8 | 4:06 | 9 | 4:13 | | |
| | 3:44 (11) | | 7:21 (6) | | 11:07 (19) | | 14:43 (18) | | 18:24 (19) | | 22:06 (23) | | 26:01 (27) | | 30:07 (34) | | 34:20 (49) | | |

| Sasha GOLLISH | | | | | | | | | | CAN | 27 Dec 81 | DNF | | | | | | | |
|---------------|--------------|----|--------------|----|------------|----|------------|----|------------|-----|--------------|-----|--------------|----|--------------|----|--------------|----|--------------|
| 1 | 3:47 | 2 | 3:48 | 3 | 3:47 | 4 | 3:48 | 5 | 3:49 | 6 | 3:50 | 7 | 3:50 | 8 | 3:56 | 9 | 3:54 | 10 | 3:53 |
| | 3:47 (58) | | 7:35 (58) | | 11:22 (56) | | 15:10 (56) | | 18:59 (55) | | 22:49 (54) | | 26:39 (53) | | 30:35 (52) | | 34:29 (51) | | 38:22 (49) |
| 11 | 3:57 | 12 | 3:57 | 13 | 3:53 | 14 | 3:56 | 15 | 4:03 | 16 | 4:01 | 17 | 4:02 | 18 | 4:06 | 19 | 4:05 | 20 | 4:09 |
| | 42:19 (47) | | 46:16 (46) | | 50:09 (43) | | 54:05 (39) | | 58:08 (38) | | 1:02:09 (37) | | 1:06:11 (35) | | 1:10:17 (34) | | 1:14:22 (33) | | 1:18:31 (51) |
| 21 | 12:18 | 22 | 2:14 | | | | | | | | | | | | | | | | |
| | 1:30:49 (69) | | 1:33:03 (67) | | | | | | | | | | | | | | | | |

| Ruti AGA | | | | | | | | | | ETH | 16 Jan 94 | DNF | | | | | | | |
|----------|-----------|----|-----------|----|------------|---|-----------|---|-----------|-----|-----------|-----|-----------|---|-----------|---|-----------|----|-----------|
| 1 | 3:45 | 2 | 3:37 | 3 | 3:44 | 4 | 3:33 | 5 | 3:43 | 6 | 3:36 | 7 | 3:36 | 8 | 3:32 | 9 | 3:54 | 10 | 3:44 |
| | 3:45 (20) | | 7:22 (12) | | 11:06 (13) | | 14:39 (6) | | 18:22 (7) | | 21:58 (4) | | 25:34 (4) | | 29:06 (2) | | 33:00 (3) | | 36:44 (3) |
| 11 | 3:16 | 12 | 3:28 | 13 | 3:35 | | | | | | | | | | | | | | |
| | 40:00 (4) | | 43:28 (3) | | 47:03 (4) | | | | | | | | | | | | | | |



RACE ANALYSIS
Marathon Women

Giovanna EPIS

ITA 11 Oct 88 **DNF**

| | | | | | | | | | | | | | | | | | | | |
|----|--------------|----|--------------|----|--------------|----|--------------|----|--------------|----|--------------|----|--------------|----|--------------|----|--------------|----|--------------|
| 1 | 3:45 | 2 | 3:40 | 3 | 3:46 | 4 | 3:43 | 5 | 3:44 | 6 | 3:46 | 7 | 3:48 | 8 | 3:48 | 9 | 3:50 | 10 | 3:53 |
| | 3:45 (25) | | 7:25 (36) | | 11:11 (30) | | 14:54 (33) | | 18:38 (35) | | 22:24 (32) | | 26:12 (33) | | 30:00 (31) | | 33:50 (30) | | 37:43 (30) |
| 11 | 3:55 | 12 | 3:57 | 13 | 3:59 | 14 | 4:03 | 15 | 4:05 | 16 | 4:03 | 17 | 4:04 | 18 | 4:08 | 19 | 4:08 | 20 | 4:15 |
| | 41:38 (30) | | 45:35 (33) | | 49:34 (32) | | 53:37 (31) | | 57:42 (30) | | 1:01:45 (34) | | 1:05:49 (33) | | 1:09:57 (31) | | 1:14:05 (32) | | 1:18:20 (49) |
| 21 | 4:19 | 22 | 25 | 23 | 4:01 | 24 | 4:20 | 25 | 4:27 | 26 | 4:33 | 27 | 4:43 | 28 | 4:46 | 29 | 4:49 | | |
| | 1:22:39 (51) | | 1:23:04 (51) | | 1:27:05 (55) | | 1:31:25 (56) | | 1:35:52 (56) | | 1:40:25 (56) | | 1:45:08 (33) | | 1:49:54 (35) | | 1:54:43 (58) | | |

Roza DEREJE

ETH 9 May 97 **DNF**

| | | | | | | | | | | | | | | | |
|---|----------|---|----------|---|-----------|---|-----------|---|-----------|---|-----------|---|-----------|---|------------|
| 1 | 3:44 | 2 | 3:37 | 3 | 3:43 | 4 | 3:35 | 5 | 3:43 | 6 | 3:36 | 7 | 3:38 | 8 | 18:53 |
| | 3:44 (5) | | 7:21 (5) | | 11:04 (8) | | 14:39 (2) | | 18:22 (6) | | 21:58 (6) | | 25:36 (8) | | 44:29 (68) |

Lonah Chemtai SALPETER

ISR 12 Dec 88 **DNF**

| | | | | | | | | | | | | | | | | | | | |
|----|--------------|----|--------------|----|--------------|----|--------------|----|--------------|----|--------------|----|-------------|----|-------------|----|--------------|----|--------------|
| 1 | 3:44 | 2 | 3:37 | 3 | 3:42 | 4 | 3:36 | 5 | 3:42 | 6 | 3:37 | 7 | 3:36 | 8 | 3:38 | 9 | 3:48 | 10 | 3:45 |
| | 3:44 (8) | | 7:21 (10) | | 11:03 (7) | | 14:39 (5) | | 18:21 (1) | | 21:58 (2) | | 25:34 (5) | | 29:12 (8) | | 33:00 (4) | | 36:45 (5) |
| 11 | 3:38 | 12 | 3:36 | 13 | 3:39 | 14 | 3:38 | 15 | 3:42 | 16 | 3:44 | 17 | 3:40 | 18 | 3:38 | 19 | 3:40 | 20 | 3:39 |
| | 40:23 (8) | | 43:59 (8) | | 47:38 (8) | | 51:16 (7) | | 54:58 (6) | | 58:42 (7) | | 1:02:22 (7) | | 1:06:00 (6) | | 1:09:40 (6) | | 1:13:19 (24) |
| 21 | 3:35 | 22 | 21 | 23 | 3:15 | 24 | 3:39 | 25 | 3:30 | 26 | 3:38 | 27 | 3:42 | 28 | 3:44 | 29 | 3:46 | 30 | 3:47 |
| | 1:16:54 (25) | | 1:17:15 (25) | | 1:20:30 (29) | | 1:24:09 (29) | | 1:27:39 (29) | | 1:31:17 (29) | | 1:34:59 (5) | | 1:38:43 (5) | | 1:42:29 (28) | | 1:46:16 (5) |
| 31 | 3:46 | 32 | 3:46 | 33 | 20:38 | | | | | | | | | | | | | | |
| | 1:50:02 (5) | | 1:53:48 (5) | | 2:14:26 (36) | | | | | | | | | | | | | | |

Hiruni Kesara WIJAYARATNE

SRI 5 Dec 90 **DNF**

| | | | | | | | | | | | | | | | | | | | |
|----|--------------|----|--------------|----|------------|----|------------|----|------------|----|--------------|----|--------------|----|--------------|----|--------------|----|--------------|
| 1 | 3:45 | 2 | 3:38 | 3 | 3:50 | 4 | 3:46 | 5 | 3:53 | 6 | 3:51 | 7 | 4:02 | 8 | 4:06 | 9 | 4:05 | 10 | 4:13 |
| | 3:45 (32) | | 7:23 (29) | | 11:13 (38) | | 14:59 (43) | | 18:52 (48) | | 22:43 (50) | | 26:45 (54) | | 30:51 (57) | | 34:56 (57) | | 39:09 (58) |
| 11 | 4:06 | 12 | 4:09 | 13 | 4:06 | 14 | 4:08 | 15 | 4:18 | 16 | 4:17 | 17 | 4:17 | 18 | 4:20 | 19 | 4:26 | 20 | 4:24 |
| | 43:15 (57) | | 47:24 (57) | | 51:30 (52) | | 55:38 (50) | | 59:56 (51) | | 1:04:13 (50) | | 1:08:30 (48) | | 1:12:50 (47) | | 1:17:16 (46) | | 1:21:40 (63) |
| 21 | 4:16 | 22 | 26 | | | | | | | | | | | | | | | | |
| | 1:25:56 (62) | | 1:26:22 (60) | | | | | | | | | | | | | | | | |

Matea PARLOV KOŠTRO

CRO 2 Jun 92 **DNF**

| | | | | | | | | | | | | | | | | | | | |
|----|--------------|----|--------------|----|--------------|----|--------------|----|--------------|----|--------------|----|--------------|----|--------------|----|--------------|----|--------------|
| 1 | 3:46 | 2 | 3:37 | 3 | 3:46 | 4 | 3:41 | 5 | 3:45 | 6 | 3:49 | 7 | 3:48 | 8 | 3:48 | 9 | 3:50 | 10 | 3:53 |
| | 3:46 (43) | | 7:23 (30) | | 11:09 (25) | | 14:50 (27) | | 18:35 (29) | | 22:24 (31) | | 26:12 (31) | | 30:00 (30) | | 33:50 (31) | | 37:43 (32) |
| 11 | 3:55 | 12 | 3:57 | 13 | 3:59 | 14 | 4:03 | 15 | 4:05 | 16 | 4:03 | 17 | 4:03 | 18 | 4:09 | 19 | 4:06 | 20 | 4:04 |
| | 41:38 (31) | | 45:35 (35) | | 49:34 (34) | | 53:37 (33) | | 57:42 (32) | | 1:01:45 (33) | | 1:05:48 (32) | | 1:09:57 (30) | | 1:14:03 (31) | | 1:18:07 (47) |
| 21 | 4:07 | 22 | 24 | 23 | 3:45 | 24 | 4:13 | 25 | 4:15 | 26 | 4:19 | 27 | 4:20 | 28 | 4:22 | 29 | 4:20 | 30 | 4:20 |
| | 1:22:14 (48) | | 1:22:38 (48) | | 1:26:23 (50) | | 1:30:36 (51) | | 1:34:51 (50) | | 1:39:10 (50) | | 1:43:30 (27) | | 1:47:52 (27) | | 1:52:12 (49) | | 1:56:32 (27) |
| 31 | 4:23 | 32 | 4:25 | 33 | 4:26 | 34 | 15:44 | 35 | 3:18 | 36 | 3:30 | | | | | | | | |
| | 2:00:55 (27) | | 2:05:20 (27) | | 2:09:46 (25) | | 2:25:30 (40) | | 2:28:48 (40) | | 2:32:18 (38) | | | | | | | | |

Tish JONES

GBR 7 Sep 85 **DNS**

Nikolina ŠUSTIĆ

CRO 24 Jul 87 **DNS**

| | | |
|-------------|-------------------------------------|--|
| NOTE | <input checked="" type="checkbox"/> | Yellow Card - BIB 1585 - 240.8(h) Taking refreshment out of official station \ Taking refreshment of another athlete |
| | <input checked="" type="checkbox"/> | Yellow Card - BIB 375 - 144.2 Giving Assistance |



RESULTS



3000 Metres Steeplechase Women - Final

| RECORDS | RESULT | NAME | COUNTRY | AGE | VENUE | DATE |
|--------------------------------|---------|---------------------------|---------|-------------------------|---------------------|-----------------------|
| World Record WR | 8:44.32 | Beatrice CHEPKOECH | KEN | 27 | Monaco (MON) | 20 Jul 2018 |
| Championships Record CR | 8:57.84 | Beatrice CHEPKOECH | KEN | 28 | Doha | 30 Sep 2019 |
| World Leading WL | 8:55.58 | Beatrice CHEPKOECH | KEN | 28 | Palo Alto, CA (USA) | 30 Jun 2019 |
| Area Record AR | | National Record NR | | Personal Best PB | | Season Best SB |

30 September 2019 21:51 START TIME
27° C TEMPERATURE 76 % HUMIDITY

| PLACE | NAME | COUNTRY | DATE of BIRTH | ORDER | RESULT | |
|-------|-----------------------------|---------|---------------|-------|---------|-----------|
| 1 | Beatrice CHEPKOECH | KEN | 6 Jul 91 | 8 | 8:57.84 | CR |
| 2 | Emma COBURN | USA | 19 Oct 90 | 10 | 9:02.35 | PB |
| 3 | Gesa Felicitas KRAUSE | GER | 3 Aug 92 | 12 | 9:03.30 | NR |
| 4 | Winfred Mutile YAVI | BRN | 31 Dec 99 | 5 | 9:05.68 | PB |
| 5 | Peruth CHEMUTAI | UGA | 10 Jul 99 | 7 | 9:11.08 | SB |
| 6 | Courtney FRERICHS | USA | 18 Jan 93 | 15 | 9:11.27 | |
| 7 | Anna Emilie MØLLER | DEN | 28 Jul 97 | 4 | 9:13.46 | NR |
| 8 | Hyvin KIYENG | KEN | 13 Jan 92 | 6 | 9:13.53 | |
| 9 | Luiza GEGA | ALB | 5 Nov 88 | 9 | 9:19.93 | NR |
| 10 | Genevieve GREGSON | AUS | 4 Aug 89 | 1 | 9:23.84 | SB |
| 11 | Mekides ABEBE | ETH | 29 Jul 01 | 11 | 9:25.66 | PB |
| 12 | Maruša MIŠMAŠ | SLO | 24 Oct 94 | 14 | 9:25.80 | |
| 13 | Karoline Bjerkeli GRØVDAL | NOR | 14 Jun 90 | 13 | 9:29.41 | |
| 14 | Geneviève LALONDE | CAN | 5 Sep 91 | 2 | 9:32.92 | |
| | Celliphine Chepteek CHESPOL | KEN | 23 Mar 99 | 3 | DNF | |

INTERMEDIATE TIMES

| | | | | | |
|-------|---------|--------------------|-------|---------|--------------------|
| 1000m | 2:52.95 | Beatrice CHEPKOECH | 2000m | 5:55.28 | Beatrice CHEPKOECH |
|-------|---------|--------------------|-------|---------|--------------------|

ALL-TIME TOP LIST

| RESULT | NAME | VENUE | DATE |
|---------|-----------------------------------|-------------------------------------|-----------|
| 8:44.32 | Beatrice CHEPKOECH (KEN) | Monaco (MON) | 20 Jul 18 |
| 8:52.78 | Ruth JEBET (BRN) | Paris Saint-Denis (Stade de France) | 27 Aug 16 |
| 8:58.78 | Celliphine Chepteek CHESPOL (KEN) | Hayward Field, OR | 26 May 17 |
| 8:58.81 | Gulnara SAMITOVA-GALKINA (RUS) | (National Stadium) | 17 Aug 08 |
| 8:59.62 | Norah JERUTO (KEN) | Bruxelles (BEL) | 31 Aug 08 |
| 9:00.01 | Hyvin KIYENG (KEN) | Eugene (Hayward Field, OR) | 28 May 16 |
| 9:00.85 | Courtney FRERICHS (USA) | Monaco (MON) | 20 Jul 18 |
| 9:02.35 | Emma COBURN (USA) | Doha | 30 Sep 19 |
| 9:03.30 | Gesa Felicitas KRAUSE (GER) | Doha | 30 Sep 19 |
| 9:05.36 | Habiba GHRIBI (TUN) | Bruxelles (Boudewijnstadion) | 11 Sep 15 |

SEASON TOP LIST

| RESULT | NAME | VENUE | 2019 |
|---------|-----------------------------------|---------------------|--------|
| 8:55.58 | Beatrice CHEPKOECH (KEN) | Palo Alto, CA (USA) | 30 Jun |
| 9:02.35 | Emma COBURN (USA) | Doha | 30 Sep |
| 9:03.30 | Gesa Felicitas KRAUSE (GER) | Doha | 30 Sep |
| 9:03.71 | Norah JERUTO (KEN) | Oslo (NOR) | 13 Jun |
| 9:03.83 | Hyvin KIYENG (KEN) | Zürich (SUI) | 29 Aug |
| 9:05.68 | Winfred Mutile YAVI (BRN) | Doha | 30 Sep |
| 9:06.66 | Daisy JEPKEMEI (KEN) | Zürich (SUI) | 29 Aug |
| 9:06.76 | Celliphine Chepteek CHESPOL (KEN) | Birmingham (GBR) | 18 Aug |
| 9:09.75 | Courtney FRERICHS (USA) | Palo Alto, CA (USA) | 30 Jun |
| 9:11.08 | Peruth CHEMUTAI (UGA) | Doha | 30 Sep |

RESULT PROGRESSION



3000 Metres Steeplechase Women - Final

| RECORDS | RESULT NAME | COUNTRY | AGE | VENUE | DATE |
|--------------------------------|-----------------------------------|-------------------------|-----------------------|---------------------|-------------|
| World Record WR | 8:44.32 Beatrice CHEPKOECH | KEN | 27 | Monaco (MON) | 20 Jul 2018 |
| Championships Record CR | 8:57.84 Beatrice CHEPKOECH | KEN | 28 | Doha | 30 Sep 2019 |
| World Leading WL | 8:55.58 Beatrice CHEPKOECH | KEN | 28 | Palo Alto, CA (USA) | 30 Jun 2019 |
| Area Record AR | National Record NR | Personal Best PB | Season Best SB | | |

30 September 2019

| RANK | BIB | NAME | COUNTRY | DATE of BIRTH | PHASE | HEAT | PLACE | RESULT |
|------|-----|----------------------------|---------|---------------|---------|------|-------|----------------------------|
| 1 | | Beatrice CHEPKOECH | KEN | 6 Jul 91 | Final | 1 | 1 | 8:57.84 CR |
| | | | | | Round 1 | 2 | 1 | 9:18.01 Q |
| 2 | | Emma COBURN | USA | 19 Oct 90 | Final | 1 | 2 | 9:02.35 PB |
| | | | | | Round 1 | 1 | 6 | 9:23.40 Q |
| 3 | | Gesa Felicitas KRAUSE | GER | 3 Aug 92 | Final | 1 | 3 | 9:03.30 NR |
| | | | | | Round 1 | 2 | 3 | 9:18.82 Q |
| 4 | | Winfred Mutile YAVI | BRN | 31 Dec 99 | Final | 1 | 4 | 9:05.68 PB |
| | | | | | Round 1 | 3 | 13 | 9:29.40 Q |
| 5 | | Peruth CHEMUTAI | UGA | 10 Jul 99 | Final | 1 | 5 | 9:11.08 SB |
| | | | | | Round 1 | 1 | 5 | 9:21.98 Q |
| 6 | | Courtney FRERICHS | USA | 18 Jan 93 | Final | 1 | 6 | 9:11.27 |
| | | | | | Round 1 | 2 | 2 | 9:18.42 Q |
| 7 | | Anna Emilie MØLLER | DEN | 28 Jul 97 | Final | 1 | 7 | 9:13.46 NR |
| | | | | | Round 1 | 2 | 4 | 9:18.92 q NR |
| 8 | | Hyvin KIYENG | KEN | 13 Jan 92 | Final | 1 | 8 | 9:13.53 |
| | | | | | Round 1 | 3 | 12 | 9:29.15 Q |
| 9 | | Luiza GEGA | ALB | 5 Nov 88 | Final | 1 | 9 | 9:19.93 NR |
| | | | | | Round 1 | 2 | 10 | 9:28.32 q |
| 10 | | Genevieve GREGSON | AUS | 4 Aug 89 | Final | 1 | 10 | 9:23.84 SB |
| | | | | | Round 1 | 1 | 9 | 9:27.74 q SB |
| 11 | | Mekides ABEBE | ETH | 29 Jul 01 | Final | 1 | 11 | 9:25.66 PB |
| | | | | | Round 1 | 1 | 8 | 9:27.61 q PB |
| 12 | | Maruša MIŠMAŠ | SLO | 24 Oct 94 | Final | 1 | 12 | 9:25.80 |
| | | | | | Round 1 | 3 | 14 | 9:29.68 Q |
| 13 | | Karoline Bjerkeli GRØVDAL | NOR | 14 Jun 90 | Final | 1 | 13 | 9:29.41 |
| | | | | | Round 1 | 1 | 11 | 9:28.84 q |
| 14 | | Geneviève LALONDE | CAN | 5 Sep 91 | Final | 1 | 14 | 9:32.92 |
| | | | | | Round 1 | 1 | 15 | 9:30.01 q |
| | | Celliphine Cheptek CHESPOL | KEN | 23 Mar 99 | Final | 1 | | DNF |
| | | | | | Round 1 | 1 | 7 | 9:24.22 Q |

RESULT PROGRESSION
3000 Metres Steeplechase Women - Final

27 September 2019

| RANK | BIB | NAME | COUNTRY | DATE of BIRTH | PHASE | HEAT | PLACE | RESULT |
|------|-----|------|---------|---------------|-------|------|-------|--------|
|------|-----|------|---------|---------------|-------|------|-------|--------|

| ALL-TIME TOP LIST | | | | SEASON TOP LIST | | | |
|-------------------|-----------------------------------|-------------------------------------|-----------|-----------------|-----------------------------------|---------------------|--------|
| RESULT | NAME | VENUE | DATE | RESULT | NAME | VENUE | 2019 |
| 8:44.32 | Beatrice CHEPKOECH (KEN) | Monaco (MON) | 20 Jul 18 | 8:55.58 | Beatrice CHEPKOECH (KEN) | Palo Alto, CA (USA) | 30 Jun |
| 8:52.78 | Ruth JEBET (BRN) | Paris Saint-Denis (Stade de France) | 27 Aug 16 | 9:02.35 | Emma COBURN (USA) | Doha | 30 Sep |
| 8:58.78 | Celliphine Chepteek CHESPOL (KEN) | ayward Field, OR | 26 May 17 | 9:03.30 | Gesa Felicitas KRAUSE (GER) | Doha | 30 Sep |
| 8:58.81 | Gulnara SAMITOVA-GALKINA (RUS) | (National Stadium) | 17 Aug 08 | 9:03.71 | Norah JERUTO (KEN) | Oсло (NOR) | 13 Jun |
| 8:59.62 | Norah JERUTO (KEN) | Bruxelles (BEL) | 31 Aug 18 | 9:03.83 | Hyvin KIYENG (KEN) | Zürich (SUI) | 29 Aug |
| 9:00.01 | Hyvin KIYENG (KEN) | Eugene (Hayward Field), OR | 28 May 16 | 9:05.68 | Winfred Mutile YAVI (BRN) | Doha | 30 Sep |
| 9:00.85 | Courtney FRERICHS (USA) | Monaco (MON) | 20 Jul 18 | 9:06.66 | Daisy JEPKEMEI (KEN) | Zürich (SUI) | 29 Aug |
| 9:02.35 | Emma COBURN (USA) | Doha | 30 Sep 19 | 9:06.76 | Celliphine Chepteek CHESPOL (KEN) | Birmingham (GBR) | 18 Aug |
| 9:03.30 | Gesa Felicitas KRAUSE (GER) | Doha | 30 Sep 19 | 9:09.75 | Courtney FRERICHS (USA) | Palo Alto, CA (USA) | 30 Jun |
| 9:05.36 | Habiba GHRIBI (TUN) | Bruxelles (Boudewijnstadion) | 11 Sep 15 | 9:11.08 | Peruth CHEMUTAI (UGA) | Doha | 30 Sep |



SUMMARY



3000 Metres Steeplechase Women - Round 1

First 3 in each heat (Q) and the next 6 fastest (q) advance to the Final

| RECORDS | RESULT | NAME | COUNTRY | AGE | VENUE | DATE |
|--------------------------------|---------|---------------------------|---------|-------------------------|--------------------------|-----------------------|
| World Record WR | 8:44.32 | Beatrice CHEPKOECH | KEN | 27 | Monaco (MON) | 20 Jul 2018 |
| Championships Record CR | 9:02.58 | Emma COBURN | USA | 27 | London (Olympic Stadium) | 11 Aug 2017 |
| World Leading WL | 8:55.58 | Beatrice CHEPKOECH | KEN | 28 | Palo Alto, CA (USA) | 30 Jun 2019 |
| Area Record AR | | National Record NR | | Personal Best PB | | Season Best SB |

27 September 2019

| RANK | PLACE | HEAT | BIB | NAME | COUNTRY | DATE of BIRTH | RESULT | |
|------|-------|------|-----|-----------------------------|---------|---------------|---------|-------------|
| 1 | 1 | 2 | | Beatrice CHEPKOECH | KEN | 6 Jul 91 | 9:18.01 | Q |
| 2 | 2 | 2 | | Courtney FRERICHS | USA | 18 Jan 93 | 9:18.42 | Q |
| 3 | 3 | 2 | | Gesa Felicitas KRAUSE | GER | 3 Aug 92 | 9:18.82 | Q |
| 4 | 4 | 2 | | Anna Emilie MØLLER | DEN | 28 Jul 97 | 9:18.92 | q NR |
| 5 | 1 | 1 | | Peruth CHEMUTAI | UGA | 10 Jul 99 | 9:21.98 | Q |
| 6 | 2 | 1 | | Emma COBURN | USA | 19 Oct 90 | 9:23.40 | Q |
| 7 | 3 | 1 | | Celliphine Chepteek CHESPOL | KEN | 23 Mar 99 | 9:24.22 | Q |
| 8 | 4 | 1 | | Mekides ABEBE | ETH | 29 Jul 01 | 9:27.61 | q PB |
| 9 | 5 | 1 | | Genevieve GREGSON | AUS | 4 Aug 89 | 9:27.74 | q SB |
| 10 | 5 | 2 | | Luiza GEGA | ALB | 5 Nov 88 | 9:28.32 | q |
| 11 | 6 | 1 | | Karoline Bjerkeli GRØVDAL | NOR | 14 Jun 90 | 9:28.84 | q |
| 12 | 1 | 3 | | Hyvin KIYENG | KEN | 13 Jan 92 | 9:29.15 | Q |
| 13 | 2 | 3 | | Winfred Mutile YAVI | BRN | 31 Dec 99 | 9:29.40 | Q |
| 14 | 3 | 3 | | Maruša MIŠMAŠ | SLO | 24 Oct 94 | 9:29.68 | Q |
| 15 | 7 | 1 | | Geneviève LALONDE | CAN | 5 Sep 91 | 9:30.01 | q |
| 16 | 6 | 2 | | Elizabeth BIRD | GBR | 4 Oct 94 | 9:30.13 | PB |
| 17 | 7 | 2 | | Allie OSTRANDER | USA | 24 Dec 96 | 9:30.85 | PB |
| 18 | 4 | 3 | | Fancy CHERONO | KEN | 2 Aug 01 | 9:32.34 | |
| 19 | 5 | 3 | | Yekaterina IVONINA | ANA | 14 Jun 94 | 9:35.59 | SB |
| 20 | 6 | 3 | | Irene SÁNCHEZ-ESCRIBANO | ESP | 25 Aug 92 | 9:37.34 | |
| 21 | 8 | 1 | | Aimee PRATT | GBR | 3 Oct 97 | 9:38.91 | PB |
| 22 | 7 | 3 | | Zerfe WONDEMAGEGN | ETH | 26 Oct 02 | 9:40.92 | |
| 23 | 9 | 1 | | Shuangshuang XU | CHN | 6 Apr 96 | 9:42.23 | |
| 24 | 10 | 1 | | Adva COHEN | ISR | 24 Mar 96 | 9:42.92 | |
| 25 | 8 | 3 | | Xinyan ZHANG | CHN | 9 Feb 94 | 9:43.75 | |
| 26 | 11 | 1 | | Anna TROPINA | ANA | 3 Nov 98 | 9:44.06 | |
| 27 | 8 | 2 | | Paige CAMPBELL | AUS | 27 Jun 96 | 9:44.80 | PB |
| 28 | 12 | 1 | | Alicja KONIECZEK | POL | 2 Nov 94 | 9:44.96 | |
| 29 | 9 | 3 | | Belén CASETTA | ARG | 26 Sep 94 | 9:45.07 | |
| 30 | 9 | 2 | | Michelle FINN | IRL | 16 Dec 89 | 9:47.44 | |
| 31 | 10 | 3 | | Marwa BOUZAYANI | TUN | 26 Mar 97 | 9:47.78 | |
| 32 | 13 | 1 | | Özlem KAYA | TUR | 20 Apr 90 | 9:48.08 | |
| 33 | 11 | 3 | | Regan YEE | CAN | 4 Jul 95 | 9:48.56 | |
| 34 | 12 | 3 | | Rosie CLARKE | GBR | 17 Nov 91 | 9:49.18 | |
| 35 | 10 | 2 | | Lomi MULETA | ETH | 29 Nov 01 | 9:49.28 | |
| 36 | 13 | 3 | | Georgia WINKCUP | AUS | 9 May 97 | 9:50.21 | |
| 37 | 11 | 2 | | Viktória WAGNER-GYÜRKÉS | HUN | 15 Oct 92 | 9:52.11 | |
| 38 | 12 | 2 | | Camilla RICHARDSSON | FIN | 14 Sep 93 | 9:53.06 | |
| 39 | 13 | 2 | | Reimi YOSHIMURA | JPN | 22 Apr 00 | 9:55.72 | |
| 40 | 14 | 2 | | Maria BERNARD-GALEA | CAN | 6 Apr 93 | 9:57.03 | |

SUMMARY
3000 Metres Steeplechase Women - Round 1

27 September 2019

| RANK | PLACE | HEAT | BIB | NAME | COUNTRY | DATE of BIRTH | RESULT |
|------|-------|------|-----|--------------------------|---------|---------------|-----------------|
| 41 | 14 | 1 | | Ophélie CLAUDE-BOXBERGER | FRA | 18 Oct 88 | 10:05.10 |
| 42 | 15 | 2 | | Tuğba GÜVENÇ | TUR | 9 Jul 94 | 10:13.79 |
| | | 3 | | Colleen QUIGLEY | USA | 20 Nov 92 | DNS |

| ALL-TIME TOP LIST | | | | SEASON TOP LIST | | | |
|-------------------|-----------------------------------|-------------------------------------|-----------|-----------------|-----------------------------------|---------------------|--------|
| RESULT | NAME | VENUE | DATE | RESULT | NAME | VENUE | 2019 |
| 8:44.32 | Beatrice CHEPKOECH (KEN) | Monaco (MON) | 20 Jul 18 | 8:55.58 | Beatrice CHEPKOECH (KEN) | Palo Alto, CA (USA) | 30 Jun |
| 8:52.78 | Ruth JEBET (BRN) | Paris Saint-Denis (Stade de France) | 27 Aug 16 | 9:03.71 | Norah JERUTO (KEN) | Oslo (NOR) | 13 Jun |
| 8:58.78 | Celliphine Chepteek CHESPOL (KEN) | Hayward Field, OR | 26 May 17 | 9:03.83 | Hyvin KIYENG (KEN) | Zürich (SUI) | 29 Aug |
| 8:58.81 | Gulnara SAMITOVA-GALKINA (RUS) | National Stadium | 17 Aug 08 | 9:04.90 | Emma COBURN (USA) | Palo Alto, CA (USA) | 30 Jun |
| 8:59.62 | Norah JERUTO (KEN) | Bruxelles (BEL) | 31 Aug 18 | 9:06.66 | Daisy JEPKEMEI (KEN) | Zürich (SUI) | 29 Aug |
| 9:00.01 | Hyvin KIYENG (KEN) | Eugene (Hayward Field), OR | 28 May 16 | 9:06.76 | Celliphine Chepteek CHESPOL (KEN) | Birmingham (GBR) | 18 Aug |
| 9:00.85 | Courtney FRERICHS (USA) | Monaco (MON) | 20 Jul 18 | 9:07.23 | Winfred Mutile YAVI (BRN) | Birmingham (GBR) | 18 Aug |
| 9:02.58 | Emma COBURN (USA) | London (Olympic Stadium) | 11 Aug 17 | 9:07.51 | Gesa Felicitas KRAUSE (GER) | Zürich (SUI) | 29 Aug |
| 9:05.36 | Habiba GHRIBI (TUN) | Bruxelles (Boudewijnstadion) | 11 Sep 15 | 9:09.75 | Courtney FRERICHS (USA) | Palo Alto, CA (USA) | 30 Jun |
| 9:06.57 | Yekaterina VOLKOVA (RUS) | Osaka (Nagai Stadium) | 27 Aug 07 | 9:11.41 | Colleen QUIGLEY (USA) | Palo Alto, CA (USA) | 30 Jun |

RESULTS



3000 Metres Steeplechase Women - Round 1

First 3 in each heat (Q) and the next 6 fastest (q) advance to the Final

| RECORDS | RESULT NAME | COUNTRY | AGE | VENUE | DATE |
|--------------------------------|-----------------------------------|-------------------------|-----------------------|--------------------------|-------------|
| World Record WR | 8:44.32 Beatrice CHEPKOECH | KEN | 27 | Monaco (MON) | 20 Jul 2018 |
| Championships Record CR | 9:02.58 Emma COBURN | USA | 27 | London (Olympic Stadium) | 11 Aug 2017 |
| World Leading WL | 8:55.58 Beatrice CHEPKOECH | KEN | 28 | Palo Alto, CA (USA) | 30 Jun 2019 |
| Area Record AR | National Record NR | Personal Best PB | Season Best SB | | |

Heat 1

3

27 September 2019

18:56 START TIME

25° C TEMPERATURE 67% HUMIDITY

| PLACE | NAME | COUNTRY | DATE OF BIRTH | ORDER | RESULT | |
|-------|----------------------------|---------|---------------|-------|-----------------|------|
| 1 | Peruth CHEMUTAI | UGA | 10 Jul 99 | 1 | 9:21.98 | Q |
| 2 | Emma COBURN | USA | 19 Oct 90 | 9 | 9:23.40 | Q |
| 3 | Celliphine Cheptek CHESPOL | KEN | 23 Mar 99 | 13 | 9:24.22 | Q |
| 4 | Mekides ABEBE | ETH | 29 Jul 01 | 5 | 9:27.61 | q PB |
| 5 | Genevieve GREGSON | AUS | 4 Aug 89 | 8 | 9:27.74 | q SB |
| 6 | Karoline Bjerkeli GRØVDAL | NOR | 14 Jun 90 | 7 | 9:28.84 | q |
| 7 | Geneviève LALONDE | CAN | 5 Sep 91 | 12 | 9:30.01 | q |
| 8 | Aimee PRATT | GBR | 3 Oct 97 | 14 | 9:38.91 | PB |
| 9 | Shuangshuang XU | CHN | 6 Apr 96 | 11 | 9:42.23 | |
| 10 | Adva COHEN | ISR | 24 Mar 96 | 2 | 9:42.92 | |
| 11 | Anna TROPINA | ANA | 3 Nov 98 | 10 | 9:44.06 | |
| 12 | Alicja KONIECZEK | POL | 2 Nov 94 | 4 | 9:44.96 | |
| 13 | Özlem KAYA | TUR | 20 Apr 90 | 3 | 9:48.08 | |
| 14 | Ophélie CLAUDE-BOXBERGER | FRA | 18 Oct 88 | 6 | 10:05.10 | |

INTERMEDIATE TIMES

1000m 3:09.42 Shuangshuang XU 2000m 6:19.61 Peruth CHEMUTAI

Heat 2

3

27 September 2019

19:11 START TIME

25° C TEMPERATURE 67% HUMIDITY

| PLACE | NAME | COUNTRY | DATE OF BIRTH | ORDER | RESULT | |
|-------|-------------------------|---------|---------------|-------|-----------------|------|
| 1 | Beatrice CHEPKOECH | KEN | 6 Jul 91 | 10 | 9:18.01 | Q |
| 2 | Courtney FRERICHS | USA | 18 Jan 93 | 12 | 9:18.42 | Q |
| 3 | Gesa Felicitas KRAUSE | GER | 3 Aug 92 | 2 | 9:18.82 | Q |
| 4 | Anna Emilie MØLLER | DEN | 28 Jul 97 | 14 | 9:18.92 | q NR |
| 5 | Luiza GEGA | ALB | 5 Nov 88 | 5 | 9:28.32 | q |
| 6 | Elizabeth BIRD | GBR | 4 Oct 94 | 7 | 9:30.13 | PB |
| 7 | Allie OSTRANDER | USA | 24 Dec 96 | 6 | 9:30.85 | PB |
| 8 | Paige CAMPBELL | AUS | 27 Jun 96 | 4 | 9:44.80 | PB |
| 9 | Michelle FINN | IRL | 16 Dec 89 | 8 | 9:47.44 | |
| 10 | Lomi MULETA | ETH | 29 Nov 01 | 3 | 9:49.28 | |
| 11 | Viktória WAGNER-GYÜRKÉS | HUN | 15 Oct 92 | 13 | 9:52.11 | |
| 12 | Camilla RICHARDSSON | FIN | 14 Sep 93 | 1 | 9:53.06 | |
| 13 | Reimi YOSHIMURA | JPN | 22 Apr 00 | 9 | 9:55.72 | |
| 14 | Maria BERNARD-GALEA | CAN | 6 Apr 93 | 15 | 9:57.03 | |
| 15 | Tuğba GÜVENÇ | TUR | 9 Jul 94 | 11 | 10:13.79 | |

INTERMEDIATE TIMES

1000m 3:08.71 Beatrice CHEPKOECH 2000m 6:16.33 Beatrice CHEPKOECH

RESULTS
3000 Metres Steeplechase Women - Round 1

Heat 3

3

27 September 2019

19:27 START TIME

25° C
TEMPERATURE

67 %
HUMIDITY

| PLACE | NAME | COUNTRY | DATE of BIRTH | ORDER | RESULT | |
|-------|--------------------------------|---------|---------------|-------|----------------|-----------|
| 1 | Hyvin KIYENG | KEN | 13 Jan 92 | 13 | 9:29.15 | Q |
| 2 | Winfred Mutile YAVI | BRN | 31 Dec 99 | 14 | 9:29.40 | Q |
| 3 | Maruša MIŠMAŠ | SLO | 24 Oct 94 | 3 | 9:29.68 | Q |
| 4 | Fancy CHERONO | KEN | 2 Aug 01 | 8 | 9:32.34 | |
| 5 | Yekaterina IVONINA | ANA | 14 Jun 94 | 1 | 9:35.59 | SB |
| 6 | Irene SÁNCHEZ-ESCRIBANO | ESP | 25 Aug 92 | 6 | 9:37.34 | |
| 7 | Zerfe WONDEMAGEGN | ETH | 26 Oct 02 | 7 | 9:40.92 | |
| 8 | Xinyan ZHANG | CHN | 9 Feb 94 | 12 | 9:43.75 | |
| 9 | Belén CASSETTA | ARG | 26 Sep 94 | 4 | 9:45.07 | |
| 10 | Marwa BOUZAYANI | TUN | 26 Mar 97 | 5 | 9:47.78 | |
| 11 | Regan YEE | CAN | 4 Jul 95 | 2 | 9:48.56 | |
| 12 | Rosie CLARKE | GBR | 17 Nov 91 | 9 | 9:49.18 | |
| 13 | Georgia WINKCUP | AUS | 9 May 97 | 10 | 9:50.21 | |
| | Colleen QUIGLEY | USA | 20 Nov 92 | 11 | DNS | |

INTERMEDIATE TIMES

1000m 3:11.35 Hyvin KIYENG 2000m 6:25.11 Hyvin KIYENG

ALL-TIME TOP LIST

| RESULT | NAME | VENUE | DATE |
|---------|-----------------------------------|-------------------------------------|-----------|
| 8:44.32 | Beatrice CHEPKOECH (KEN) | Monaco (MON) | 20 Jul 18 |
| 8:52.78 | Ruth JEBET (BRN) | Paris Saint-Denis (Stade de France) | 27 Aug 16 |
| 8:58.78 | Celliphine Chepteek CHESPOL (KEN) | Hayward Field, OR | 26 May 17 |
| 8:58.81 | Gulnara SAMITOVA-GALKINA (RUS) | (National Stadium) | 17 Aug 08 |
| 8:59.62 | Norah JERUTO (KEN) | Bruxelles (BEL) | 31 Aug 18 |
| 9:00.01 | Hyvin KIYENG (KEN) | Eugene (Hayward Field), OR | 28 May 16 |
| 9:00.85 | Courtney FRERICHS (USA) | Monaco (MON) | 20 Jul 18 |
| 9:02.58 | Emma COBURN (USA) | London (Olympic Stadium) | 11 Aug 17 |
| 9:05.36 | Habiba GHRIBI (TUN) | Bruxelles (Boudewijnstadion) | 11 Sep 15 |
| 9:06.57 | Yekaterina VOLKOVA (RUS) | Osaka (Nagai Stadium) | 27 Aug 07 |

SEASON TOP LIST

| RESULT | NAME | VENUE | 2019 |
|---------|-----------------------------------|---------------------|--------|
| 8:55.58 | Beatrice CHEPKOECH (KEN) | Palo Alto, CA (USA) | 30 Jun |
| 9:03.71 | Norah JERUTO (KEN) | Osto (NOR) | 13 Jun |
| 9:03.83 | Hyvin KIYENG (KEN) | Zürich (SUI) | 29 Aug |
| 9:04.90 | Emma COBURN (USA) | Palo Alto, CA (USA) | 30 Jun |
| 9:06.66 | Daisy JEPKEMEI (KEN) | Zürich (SUI) | 29 Aug |
| 9:06.76 | Celliphine Chepteek CHESPOL (KEN) | Birmingham (GBR) | 18 Aug |
| 9:07.23 | Winfred Mutile YAVI (BRN) | Birmingham (GBR) | 18 Aug |
| 9:07.51 | Gesa Felicitas KRAUSE (GER) | Zürich (SUI) | 29 Aug |
| 9:09.75 | Courtney FRERICHS (USA) | Palo Alto, CA (USA) | 30 Jun |
| 9:11.41 | Colleen QUIGLEY (USA) | Palo Alto, CA (USA) | 30 Jun |

RESULTS



100 Metres Hurdles Women - Final

| RECORDS | RESULT | NAME | COUNTRY | AGE | VENUE | DATE |
|--------------------------------|--------|---------------------------|---------|-------------------------|--------------------------|-----------------------|
| World Record WR | 12.20 | Kendra HARRISON | USA | 24 | London (Olympic Stadium) | 22 Jul 2016 |
| Championships Record CR | 12.28 | Sally PEARSON | AUS | 25 | Daegu (DS) | 3 Sep 2011 |
| World Leading WL | 12.32 | Danielle WILLIAMS | JAM | 27 | London (GBR) | 20 Jul 2019 |
| Area Record AR | | National Record NR | | Personal Best PB | | Season Best SB |

6 October 2019 20:51 START TIME

24° C TEMPERATURE 64 % HUMIDITY

+0.3m/s WIND

| PLACE | NAME | COUNTRY | DATE of BIRTH | LANE | RESULT | REACTION | Fn |
|-------|-------------------------------|---------|---------------|------|--------------|-----------|-------|
| 1 | Nia ALI | USA | 23 Oct 88 | 4 | 12.34 | PB | 0.155 |
| 2 | Kendra HARRISON | USA | 18 Sep 92 | 6 | 12.46 | | 0.140 |
| 3 | Danielle WILLIAMS | JAM | 14 Sep 92 | 5 | 12.47 | | 0.127 |
| 4 | Tobi AMUSAN | NGR | 23 Apr 97 | 7 | 12.49 | | 0.218 |
| 5 | Andrea Carolina VARGAS | CRC | 28 May 96 | 3 | 12.64 | NR | 0.157 |
| 6 | Nadine VISSER | NED | 9 Feb 95 | 2 | 12.66 | | 0.147 |
| 7 | Janeek BROWN | JAM | 14 May 98 | 8 | 12.88 | | 0.147 |
| | Megan TAPPER | JAM | 18 Mar 94 | 9 | DNF | | 0.209 |

| ALL-TIME TOP LIST | | | | SEASON TOP LIST | | | |
|-------------------|----------------------------|--------------------------------|-----------|-----------------|-------------------------|----------------------|--------|
| RESULT | NAME | VENUE | DATE | RESULT | NAME | VENUE | 2019 |
| 12.20 | Kendra HARRISON (USA) | London (Olympic Stadium) | 22 Jul 16 | 12.32 | Danielle WILLIAMS (JAM) | London (GBR) | 20 Jul |
| 12.21 | Yordanka DONKOVA (BUL) | Itara Zagora (Beroe Stadium) | 20 Aug 88 | 12.34 | Nia ALI (USA) | Doha | 6 Oct |
| 12.25 | Ginka ZAGORCHEVA (BUL) | Dráma | 8 Aug 87 | 12.40 | Janeek BROWN (JAM) | Austin, TX (USA) | 8 Jun |
| 12.26 | Lyudmila NARZHILENKO (RUS) | Sevilla | 6 Jun 92 | 12.43 | Kendra HARRISON (USA) | Monaco (MON) | 12 Jul |
| 12.26 | Brianna MCNEAL (USA) | Des Moines (Drake Stadium), IA | 22 Jun 13 | 12.48 | Tobi AMUSAN (NGR) | Doha | 5 Oct |
| 12.28 | Sally PEARSON (AUS) | Daegu (DS) | 3 Sep 11 | 12.52 | Chanel BRISSETT (USA) | Austin, TX (USA) | 8 Jun |
| 12.32 | Danielle WILLIAMS (JAM) | London (GBR) | 20 Jul 19 | 12.57 | Tonea MARSHALL (USA) | Queretaro (MEX) | 6 Jul |
| 12.33 | Gail DEVERS (USA) | Sacramento, CA | 23 Jul 00 | 12.58 | Christina CLEMONS (USA) | Turku (FIN) | 11 Jun |
| 12.34 | Sharika NELVIS (USA) | Eugene (Hayward Field), OR | 26 Jun 15 | 12.58 | Kendell WILLIAMS (USA) | Doha | 2 Oct |
| 12.34 | Nia ALI (USA) | Doha | 6 Oct 19 | 12.61 | Brianna MCNEAL (USA) | Des Moines, IA (USA) | 27 Jul |
| | | | | 12.61 | Meqan TAPPER (JAM) | Doha | 6 Oct |

RESULT PROGRESSION



100 Metres Hurdles Women - Final

| RECORDS | RESULT NAME | COUNTRY | AGE | VENUE | DATE |
|--------------------------------|--------------------------------|-------------------------|-----------------------|--------------------------|-------------|
| World Record WR | 12.20 Kendra HARRISON | USA | 24 | London (Olympic Stadium) | 22 Jul 2016 |
| Championships Record CR | 12.28 Sally PEARSON | AUS | 25 | Daegu (DS) | 3 Sep 2011 |
| World Leading WL | 12.32 Danielle WILLIAMS | JAM | 27 | London (GBR) | 20 Jul 2019 |
| Area Record AR | National Record NR | Personal Best PB | Season Best SB | | |

6 October 2019

| RANK | BIB | NAME | COUNTRY | DATE of BIRTH | PHASE | HEAT | LANE | PLACE | RESULT | WIND |
|------|-----|------------------------|---------|---------------|------------|------|------|-------|--------------------------|------|
| 1 | | Nia ALI | USA | 23 Oct 88 | Final | 1 | 4 | 1 | 12.34 PB | +0.3 |
| | | | | | Semi-Final | 1 | 7 | 2 | 12.44 Q PB | +1.0 |
| | | | | | Round 1 | 1 | 7 | 4 | 12.59 Q | +0.3 |
| 2 | | Kendra HARRISON | USA | 18 Sep 92 | Final | 1 | 6 | 2 | 12.46 | +0.3 |
| | | | | | Semi-Final | 2 | 5 | 4 | 12.58 Q | +0.8 |
| | | | | | Round 1 | 4 | 4 | 3 | 12.55 Q | +0.3 |
| 3 | | Danielle WILLIAMS | JAM | 14 Sep 92 | Final | 1 | 5 | 3 | 12.47 | +0.3 |
| | | | | | Semi-Final | 1 | 6 | 1 | 12.41 Q | +1.0 |
| | | | | | Round 1 | 3 | 5 | 2 | 12.51 Q | +0.4 |
| 4 | | Tobi AMUSAN | NGR | 23 Apr 97 | Final | 1 | 7 | 4 | 12.49 | +0.3 |
| | | | | | Semi-Final | 3 | 5 | 3 | 12.48 Q PB | +0.6 |
| | | | | | Round 1 | 5 | 9 | 1 | 12.48 Q PB | +0.2 |
| 5 | | Andrea Carolina VARGAS | CRC | 28 May 96 | Final | 1 | 3 | 5 | 12.64 NR | +0.3 |
| | | | | | Semi-Final | 3 | 4 | 8 | 12.65 q NR | +0.6 |
| | | | | | Round 1 | 3 | 8 | 6 | 12.68 Q NR | +0.4 |
| 6 | | Nadine VISSER | NED | 9 Feb 95 | Final | 1 | 2 | 6 | 12.66 | +0.3 |
| | | | | | Semi-Final | 1 | 5 | 6 | 12.62 q NR | +1.0 |
| | | | | | Round 1 | 5 | 5 | 7 | 12.75 Q | +0.2 |
| 7 | | Janeek BROWN | JAM | 14 May 98 | Final | 1 | 8 | 7 | 12.88 | +0.3 |
| | | | | | Semi-Final | 3 | 7 | 7 | 12.62 Q | +0.6 |
| | | | | | Round 1 | 5 | 4 | 5 | 12.61 Q | +0.2 |
| | | Megan TAPPER | JAM | 18 Mar 94 | Final | 1 | 9 | | DNF | +0.3 |
| | | | | | Semi-Final | 2 | 4 | 5 | 12.61 Q PB | +0.8 |
| | | | | | Round 1 | 1 | 4 | 10 | 12.78 Q | +0.3 |

| ALL-TIME TOP LIST | | | | SEASON TOP LIST | | | |
|-------------------|-----------------------------|--------------------------------|-----------|-----------------|-------------------------|----------------------|--------|
| RESULT | NAME | VENUE | DATE | RESULT | NAME | VENUE | 2019 |
| 12.20 | Kendra HARRISON (USA) | London (Olympic Stadium) | 22 Jul 16 | 12.32 | Danielle WILLIAMS (JAM) | London (GBR) | 20 Jul |
| 12.21 | Yordanka DONKOVA (BUL) | Stara Zagora (Beroe Stadium) | 20 Aug 88 | 12.34 | Nia ALI (USA) | Doha | 6 Oct |
| 12.25 | Ginka ZAGORCHEVA (BUL) | Dráma | 8 Aug 87 | 12.40 | Janeek BROWN (JAM) | Austin, TX (USA) | 8 Jun |
| 12.26 | Lyudmila NAROZHILENKO (RUS) | Sevilla | 6 Jun 92 | 12.43 | Kendra HARRISON (USA) | Monaco (MON) | 12 Jul |
| 12.26 | Brianna MCNEAL (USA) | Des Moines (Drake Stadium), IA | 22 Jun 13 | 12.48 | Tobi AMUSAN (NGR) | Doha | 5 Oct |
| 12.28 | Sally PEARSON (AUS) | Daegu (DS) | 3 Sep 11 | 12.52 | Chanel BRISSETT (USA) | Austin, TX (USA) | 8 Jun |
| 12.32 | Danielle WILLIAMS (JAM) | London (GBR) | 20 Jul 19 | 12.57 | Tonea MARSHALL (USA) | Queretaro (MEX) | 6 Jul |
| 12.33 | Gail DEVERS (USA) | Sacramento, CA | 23 Jul 00 | 12.58 | Christina CLEMONS (USA) | Turku (FIN) | 11 Jun |
| 12.34 | Sharika NELVIS (USA) | Eugene (Hayward Field), OR | 26 Jun 15 | 12.58 | Kendell WILLIAMS (USA) | Doha | 2 Oct |
| 12.34 | Nia ALI (USA) | Doha | 6 Oct 19 | 12.61 | Brianna MCNEAL (USA) | Des Moines, IA (USA) | 27 Jul |
| | | | | 12.61 | Meqan TAPPER (JAM) | Doha | 6 Oct |

SUMMARY



100 Metres Hurdles Women - Semi-Final

First 2 in each heat (Q) and the next 2 fastest (q) advance to the Final

| RECORDS | RESULT | NAME | COUNTRY | AGE | VENUE | DATE |
|--------------------------------|--------|---------------------------|---------|-------------------------|--------------------------|-----------------------|
| World Record WR | 12.20 | Kendra HARRISON | USA | 24 | London (Olympic Stadium) | 22 Jul 2016 |
| Championships Record CR | 12.28 | Sally PEARSON | AUS | 25 | Daegu (DS) | 3 Sep 2011 |
| World Leading WL | 12.32 | Danielle WILLIAMS | JAM | 27 | London (GBR) | 20 Jul 2019 |
| Area Record AR | | National Record NR | | Personal Best PB | | Season Best SB |

6 October 2019

| RANK | PLACE | HEAT | LANE | BIB | NAME | COUNTRY | DATE OF BIRTH | RESULT | | WIND |
|------|-------|------|------|-----|------------------------|---------|---------------|--------------|-------------|------|
| 1 | 1 | 1 | 6 | | Danielle WILLIAMS | JAM | 14 Sep 92 | 12.41 | Q | +1.0 |
| 2 | 2 | 1 | 7 | | Nia ALI | USA | 23 Oct 88 | 12.44 | Q PB | +1.0 |
| 3 | 1 | 3 | 5 | | Tobi AMUSAN | NGR | 23 Apr 97 | 12.48 | Q PB | +0.6 |
| 4 | 1 | 2 | 5 | | Kendra HARRISON | USA | 18 Sep 92 | 12.58 | Q | +0.8 |
| 5 | 2 | 2 | 4 | | Megan TAPPER | JAM | 18 Mar 94 | 12.61 | Q PB | +0.8 |
| 6 | 3 | 1 | 5 | | Nadine VISSER | NED | 9 Feb 95 | 12.62 (.619) | q NR | +1.0 |
| 7 | 2 | 3 | 7 | | Janeek BROWN | JAM | 14 May 98 | 12.62 (.620) | Q | +0.6 |
| 8 | 3 | 3 | 4 | | Andrea Carolina VARGAS | CRC | 28 May 96 | 12.65 | q NR | +0.6 |
| 9 | 4 | 3 | 6 | | Elvira HERMAN | BLR | 19 Jun 97 | 12.78 | | +0.6 |
| 10 | 3 | 2 | 6 | | Yanique THOMPSON | JAM | 12 Mar 96 | 12.80 | SB | +0.8 |
| 11 | 4 | 1 | 4 | | Cindy ROLEDER | GER | 21 Aug 89 | 12.86 (.854) | | +1.0 |
| 12 | 4 | 2 | 8 | | Karolina KOŁECZEK | POL | 15 Jan 93 | 12.86 (.856) | | +0.8 |
| 13 | 5 | 1 | 8 | | Luca KOZÁK | HUN | 1 Jun 96 | 12.87 | SB | +1.0 |
| 14 | 5 | 2 | 2 | | Nooralotta NEZIRI | FIN | 9 Nov 92 | 12.89 | SB | +0.8 |
| 15 | 6 | 2 | 9 | | Cindy OFILI | GBR | 5 Aug 94 | 12.95 | | +0.8 |
| 16 | 7 | 2 | 3 | | Rikenette STEENKAMP | RSA | 16 Oct 92 | 12.96 | SB | +0.8 |
| 17 | 6 | 1 | 9 | | Annimari KORTE | FIN | 8 Apr 88 | 12.97 | | +1.0 |
| 18 | 8 | 2 | 7 | | Luminosa BOGLIOLO | ITA | 3 Jul 95 | 13.06 | | +0.8 |
| 19 | 7 | 1 | 2 | | Michelle JENNEKE | AUS | 23 Jun 93 | 13.09 | | +1.0 |
| 20 | 8 | 1 | 3 | | Genesis ROMERO | VEN | 6 Nov 95 | 13.18 | | +1.0 |
| 21 | 5 | 3 | 8 | | Reetta HURSKKE | FIN | 15 May 95 | 13.24 | | +0.6 |
| 22 | 6 | 3 | 3 | | Beate SCHROTT | AUT | 15 Apr 88 | 13.25 | | +0.6 |
| 23 | 7 | 3 | 2 | | Brianna BEAHAN | AUS | 1 Nov 91 | 13.38 | | +0.6 |
| | | 3 | 9 | | Anne ZAGRE | BEL | 13 Mar 90 | DQ | 163.2(b) | +0.6 |

NOTE IAAF Rule 163.2(b) - Jostling / Obstruction

| ALL-TIME TOP LIST | | | | SEASON TOP LIST | | | |
|-------------------|-----------------------------|--------------------------------|-----------|-----------------|-------------------------|----------------------|--------|
| RESULT | NAME | VENUE | DATE | RESULT | NAME | VENUE | 2019 |
| 12.20 | Kendra HARRISON (USA) | London (Olympic Stadium) | 22 Jul 16 | 12.32 | Danielle WILLIAMS (JAM) | London (GBR) | 20 Jul |
| 12.21 | Yordanka DONKOVA (BUL) | Stara Zagora (Beroe Stadium) | 20 Aug 88 | 12.40 | Janeek BROWN (JAM) | Austin, TX (USA) | 8 Jun |
| 12.25 | Ginka ZAGORCHEVA (BUL) | Dráma | 8 Aug 87 | 12.43 | Kendra HARRISON (USA) | Monaco (MON) | 12 Jul |
| 12.26 | Lyudmila NAROZHILENKO (RUS) | Sevilla | 6 Jun 92 | 12.44 | Nia ALI (USA) | Doha | 6 Oct |
| 12.26 | Brianna MCNEAL (USA) | Des Moines (Drake Stadium), IA | 22 Jun 13 | 12.48 | Tobi AMUSAN (NGR) | Doha | 5 Oct |
| 12.28 | Sally PEARSON (AUS) | Daegu (DS) | 3 Sep 11 | 12.52 | Chanel BRISSETT (USA) | Austin, TX (USA) | 8 Jun |
| 12.32 | Danielle WILLIAMS (JAM) | London (GBR) | 20 Jul 19 | 12.57 | Tonea MARSHALL (USA) | Queretaro (MEX) | 6 Jul |
| 12.33 | Gail DEVERS (USA) | Sacramento, CA | 23 Jul 00 | 12.58 | Christina CLEMONS (USA) | Turku (FIN) | 11 Jun |
| 12.34 | Sharika NELVIS (USA) | Eugene (Hayward Field), OR | 26 Jun 15 | 12.58 | Kendell WILLIAMS (USA) | Doha | 2 Oct |
| 12.35 | Jasmin STOWERS (USA) | Doha (Hamad Bin Suhaim) | 15 May 15 | 12.61 | Brianna MCNEAL (USA) | Des Moines, IA (USA) | 27 Jul |
| | | | | 12.61 | Megan TAPPER (JAM) | Doha | 6 Oct |

RESULTS



100 Metres Hurdles Women - Semi-Final

First 2 in each heat (Q) and the next 2 fastest (q) advance to the Final

| RECORDS | RESULT NAME | COUNTRY | AGE | VENUE | DATE |
|--------------------------------|--------------------------------|-------------------------|-----------------------|--------------------------|-------------|
| World Record WR | 12.20 Kendra HARRISON | USA | 24 | London (Olympic Stadium) | 22 Jul 2016 |
| Championships Record CR | 12.28 Sally PEARSON | AUS | 25 | Daegu (DS) | 3 Sep 2011 |
| World Leading WL | 12.32 Danielle WILLIAMS | JAM | 27 | London (GBR) | 20 Jul 2019 |
| Area Record AR | National Record NR | Personal Best PB | Season Best SB | | |

| Heat 1 | | 3 | 6 October 2019 | 19:03 START TIME | 27° C TEMPERATURE | 71 % HUMIDITY | +1.0m/s WIND |
|--------|--------------------------|---------|----------------|------------------|---------------------|--------------------|--------------|
| PLACE | NAME | COUNTRY | DATE OF BIRTH | LANE | RESULT | REACTION | Fn |
| 1 | Danielle WILLIAMS | JAM | 14 Sep 92 | 6 | 12.41 | Q | 0.122 |
| 2 | Nia ALI | USA | 23 Oct 88 | 7 | 12.44 | Q PB | 0.150 |
| 3 | Nadine VISSER | NED | 9 Feb 95 | 5 | 12.62 [.619] | q NR | 0.148 |
| 4 | Cindy ROLEDER | GER | 21 Aug 89 | 4 | 12.86 [.854] | | 0.144 |
| 5 | Luca KOZÁK | HUN | 1 Jun 96 | 8 | 12.87 | SB | 0.187 |
| 6 | Annimari KORTE | FIN | 8 Apr 88 | 9 | 12.97 | | 0.176 |
| 7 | Michelle JENNEKE | AUS | 23 Jun 93 | 2 | 13.09 | | 0.159 |
| 8 | Genesis ROMERO | VEN | 6 Nov 95 | 3 | 13.18 | | 0.193 |

| Heat 2 | | 3 | 6 October 2019 | 19:10 START TIME | 27° C TEMPERATURE | 71 % HUMIDITY | +0.8m/s WIND |
|--------|----------------------------|---------|----------------|------------------|---------------------|--------------------|--------------|
| PLACE | NAME | COUNTRY | DATE OF BIRTH | LANE | RESULT | REACTION | Fn |
| 1 | Kendra HARRISON | USA | 18 Sep 92 | 5 | 12.58 | Q | 0.155 |
| 2 | Megan TAPPER | JAM | 18 Mar 94 | 4 | 12.61 | Q PB | 0.175 |
| 3 | Yanique THOMPSON | JAM | 12 Mar 96 | 6 | 12.80 | SB | 0.150 |
| 4 | Karolina KOŁECZEK | POL | 15 Jan 93 | 8 | 12.86 [.856] | | 0.134 |
| 5 | Nooralotta NEZIRI | FIN | 9 Nov 92 | 2 | 12.89 | SB | 0.155 |
| 6 | Cindy OFILI | GBR | 5 Aug 94 | 9 | 12.95 | | 0.189 |
| 7 | Rikenette STEENKAMP | RSA | 16 Oct 92 | 3 | 12.96 | SB | 0.145 |
| 8 | Luminosa BOGLIOLO | ITA | 3 Jul 95 | 7 | 13.06 | | 0.159 |

| Heat 3 | | 3 | 6 October 2019 | 19:19 START TIME | 27° C TEMPERATURE | 71 % HUMIDITY | +0.6m/s WIND |
|--------|-------------------------------|---------|----------------|------------------|---------------------|--------------------|--------------|
| PLACE | NAME | COUNTRY | DATE OF BIRTH | LANE | RESULT | REACTION | Fn |
| 1 | Tobi AMUSAN | NGR | 23 Apr 97 | 5 | 12.48 | Q PB | 0.124 |
| 2 | Janeek BROWN | JAM | 14 May 98 | 7 | 12.62 [.620] | Q | 0.134 |
| 3 | Andrea Carolina VARGAS | CRC | 28 May 96 | 4 | 12.65 | q NR | 0.150 |
| 4 | Elvira HERMAN | BLR | 19 Jun 97 | 6 | 12.78 | | 0.144 |
| 5 | Reetta HURSKA | FIN | 15 May 95 | 8 | 13.24 | | 0.128 |
| 6 | Beate SCHROTT | AUT | 15 Apr 88 | 3 | 13.25 | | 0.150 |
| 7 | Brianna BEAHAN | AUS | 1 Nov 91 | 2 | 13.38 | | 0.131 |
| | Anne ZAGRE | BEL | 13 Mar 90 | 9 | DQ 163.2[b] | | 0.135 |

NOTE IAAF Rule 163.2(b) - Jostling / Obstruction

| ALL-TIME TOP LIST | | | | SEASON TOP LIST | | | |
|-------------------|-----------------------------|--------------------------------|-----------|-----------------|-------------------------|----------------------|--------|
| RESULT | NAME | VENUE | DATE | RESULT | NAME | VENUE | 2019 |
| 12.20 | Kendra HARRISON (USA) | London (Olympic Stadium) | 22 Jul 16 | 12.32 | Danielle WILLIAMS (JAM) | London (GBR) | 20 Jul |
| 12.21 | Yordanka DONKOVA (BUL) | Stara Zagora (Beroe Stadium) | 20 Aug 88 | 12.40 | Janeek BROWN (JAM) | Austin, TX (USA) | 8 Jun |
| 12.25 | Ginka ZAGORCHEVA (BUL) | Dráma | 8 Aug 87 | 12.43 | Kendra HARRISON (USA) | Monaco (MON) | 12 Jul |
| 12.26 | Lyudmila NAROZHILENKO (RUS) | Sevilla | 6 Jun 92 | 12.44 | Nia ALI (USA) | Doha | 6 Oct |
| 12.26 | Brianna MCNEAL (USA) | Des Moines (Drake Stadium), IA | 22 Jun 13 | 12.48 | Tobi AMUSAN (NGR) | Doha | 5 Oct |
| 12.28 | Sally PEARSON (AUS) | Daegu (DS) | 3 Sep 11 | 12.52 | Chanel BRISSETT (USA) | Austin, TX (USA) | 8 Jun |
| 12.32 | Danielle WILLIAMS (JAM) | London (GBR) | 20 Jul 19 | 12.57 | Tonea MARSHALL (USA) | Queretaro (MEX) | 6 Jul |
| 12.33 | Gail DEVERS (USA) | Sacramento, CA | 23 Jul 00 | 12.58 | Christina CLEMONS (USA) | Turku (FIN) | 11 Jun |
| 12.34 | Sharika NELVIS (USA) | Eugene (Hayward Field), OR | 26 Jun 15 | 12.58 | Kendell WILLIAMS (USA) | Doha | 2 Oct |
| 12.35 | Jasmin STOWERS (USA) | Doha (Hamad Bin Suhaim) | 15 May 15 | 12.61 | Brianna MCNEAL (USA) | Des Moines, IA (USA) | 27 Jul |
| | | | | 12.61 | Megan TAPPER (JAM) | Doha | 6 Oct |



SUMMARY



100 Metres Hurdles Women - Round 1

First 4 in each heat (Q) and the next 4 fastest (q) advance to the Semi-Finals

| RECORDS | RESULT | NAME | COUNTRY | AGE | VENUE | DATE |
|--------------------------------|--------|---------------------------|---------|-------------------------|--------------------------|-----------------------|
| World Record WR | 12.20 | Kendra HARRISON | USA | 24 | London (Olympic Stadium) | 22 Jul 2016 |
| Championships Record CR | 12.28 | Sally PEARSON | AUS | 25 | Daegu (DS) | 3 Sep 2011 |
| World Leading WL | 12.32 | Danielle WILLIAMS | JAM | 27 | London (GBR) | 20 Jul 2019 |
| Area Record AR | | National Record NR | | Personal Best PB | | Season Best SB |

5 October 2019

| RANK | PLACE | HEAT | LANE | BIB | NAME | COUNTRY | DATE of BIRTH | RESULT | | WIND |
|------|-------|------|------|-----|------------------------|---------|---------------|--------------|-------------|------|
| 1 | 1 | 5 | 9 | | Tobi AMUSAN | NGR | 23 Apr 97 | 12.48 | Q PB | +0.2 |
| 2 | 1 | 3 | 5 | | Danielle WILLIAMS | JAM | 14 Sep 92 | 12.51 | Q | +0.4 |
| 3 | 1 | 4 | 4 | | Kendra HARRISON | USA | 18 Sep 92 | 12.55 | Q | +0.3 |
| 4 | 1 | 1 | 7 | | Nia ALI | USA | 23 Oct 88 | 12.59 | Q | +0.3 |
| 5 | 2 | 5 | 4 | | Janeek BROWN | JAM | 14 May 98 | 12.61 | Q | +0.2 |
| 6 | 2 | 3 | 8 | | Andrea Carolina VARGAS | CRC | 28 May 96 | 12.68 | Q NR | +0.4 |
| 7 | 3 | 5 | 5 | | Nadine VISSER | NED | 9 Feb 95 | 12.75 | Q | +0.2 |
| 8 | 2 | 4 | 8 | | Cindy ROLEDER | GER | 21 Aug 89 | 12.76 | Q SB | +0.3 |
| 9 | 4 | 5 | 7 | | Karolina KOŁECZEK | POL | 15 Jan 93 | 12.78 (.772) | Q | +0.2 |
| 10 | 2 | 1 | 4 | | Megan TAPPER | JAM | 18 Mar 94 | 12.78 (.773) | Q | +0.3 |
| 11 | 1 | 2 | 8 | | Luminosa BOGLIOLO | ITA | 3 Jul 95 | 12.80 | Q | +0.2 |
| 12 | 3 | 4 | 3 | | Elvira HERMAN | BLR | 19 Jun 97 | 12.84 | Q | +0.3 |
| 13 | 2 | 2 | 7 | | Yanique THOMPSON | JAM | 12 Mar 96 | 12.85 | Q | +0.2 |
| 14 | 3 | 2 | 4 | | Anne ZAGRE | BEL | 13 Mar 90 | 12.91 | Q SB | +0.2 |
| 15 | 5 | 5 | 3 | | Nooralotta NEZIRI | FIN | 9 Nov 92 | 12.92 | q | +0.2 |
| 16 | 4 | 4 | 2 | | Reetta HURSKKE | FIN | 15 May 95 | 12.96 | Q | +0.3 |
| 17 | 6 | 5 | 6 | | Rikenette STEENKAMP | RSA | 16 Oct 92 | 12.97 (.962) | q SB | +0.2 |
| 18 | 3 | 3 | 3 | | Annimari KORTE | FIN | 8 Apr 88 | 12.97 (.963) | Q | +0.4 |
| 19 | 3 | 1 | 2 | | Cindy OFILI | GBR | 5 Aug 94 | 12.97 (.965) | Q | +0.3 |
| 20 | 7 | 5 | 2 | | Michelle JENNEKE | AUS | 23 Jun 93 | 12.98 | q SB | +0.2 |
| 21 | 4 | 3 | 6 | | Luca KOZÁK | HUN | 1 Jun 96 | 13.00 | Q | +0.4 |
| 22 | 5 | 3 | 7 | | Beate SCHROTT | AUT | 15 Apr 88 | 13.08 | q | +0.4 |
| 23 | 4 | 2 | 5 | | Brianna BEAHAN | AUS | 1 Nov 91 | 13.11 (.101) | Q | +0.2 |
| 24 | 5 | 4 | 5 | | Gréta KEREKES | HUN | 9 Oct 92 | 13.11 (.107) | | +0.3 |
| 25 | 6 | 3 | 4 | | Celeste MUCCI | AUS | 11 Aug 99 | 13.14 (.133) | | +0.4 |
| 26 | 4 | 1 | 9 | | Genesis ROMERO | VEN | 6 Nov 95 | 13.14 (.140) | Q | +0.3 |
| 27 | 6 | 4 | 7 | | Vanessa CLERVEAUX | HAI | 17 Jun 94 | 13.15 | | +0.3 |
| 28 | 5 | 2 | 6 | | Ayako KIMURA | JPN | 11 Jun 88 | 13.19 | | +0.2 |
| 29 | 5 | 1 | 5 | | Asuka TERADA | JPN | 14 Jan 90 | 13.20 | | +0.3 |
| 30 | 7 | 4 | 6 | | Hanna PLOTITSYNA | UKR | 1 Jan 87 | 13.30 | | +0.3 |
| 31 | 6 | 1 | 8 | | Stanislava ŠKVARCOVÁ | SVK | 20 Apr 96 | 13.44 | | +0.3 |
| 32 | 8 | 5 | 8 | | Laura VALETTE | FRA | 16 Feb 97 | 13.47 | | +0.2 |
| 33 | 7 | 3 | 2 | | Phylcia GEORGE | CAN | 16 Nov 87 | 13.49 | | +0.4 |
| 34 | 6 | 2 | 2 | | Fanny QUENOT | FRA | 2 Oct 90 | 13.51 | | +0.2 |
| 35 | 7 | 1 | 6 | | Adrine MONAGI | PNG | 8 Jun 95 | 14.00 | | +0.3 |
| 36 | 8 | 4 | 9 | | Irina VELIHANOVA | TKM | 17 Mar 96 | 14.79 | | +0.3 |
| | | 1 | 3 | | Solène NDAMA | FRA | 23 Sep 98 | DNF | | +0.3 |
| | | 2 | 3 | | Brianna MCNEAL | USA | 18 Aug 91 | DQ | 162.8 | +0.2 |

SUMMARY
100 Metres Hurdles Women - Round 1

5 October 2019

| RANK | PLACE | HEAT | LANE | BIB | NAME | COUNTRY | DATE of BIRTH | RESULT | WIND |
|------|-------|------|------|-----|------|---------|---------------|--------|------|
|------|-------|------|------|-----|------|---------|---------------|--------|------|

NOTE IAAF Rule 162.8 - False Start

| ALL-TIME TOP LIST | | | | | SEASON TOP LIST | | | | |
|-------------------|-----------------------------|--------------------------------|-----------|--|-----------------|-------------------------|----------------------|--------|--|
| RESULT | NAME | VENUE | DATE | | RESULT | NAME | VENUE | 2019 | |
| 12.20 | Kendra HARRISON (USA) | London (Olympic Stadium) | 22 Jul 16 | | 12.32 | Danielle WILLIAMS (JAM) | London (GBR) | 20 Jul | |
| 12.21 | Yordanka DONKOVA (BUL) | Stara Zagora (Beroe Stadium) | 20 Aug 88 | | 12.40 | Janeek BROWN (JAM) | Austin, TX (USA) | 8 Jun | |
| 12.25 | Ginka ZAGORCHEVA (BUL) | Dráma | 8 Aug 87 | | 12.43 | Kendra HARRISON (USA) | Monaco (MON) | 12 Jul | |
| 12.26 | Lyudmila NAROZHILENKO (RUS) | Sevilla | 6 Jun 92 | | 12.48 | Tobi AMUSAN (NGR) | Doha | 5 Oct | |
| 12.26 | Brianna MCNEAL (USA) | Des Moines (Drake Stadium), IA | 22 Jun 13 | | 12.52 | Chanel BRISSETT (USA) | Austin, TX (USA) | 8 Jun | |
| 12.28 | Sally PEARSON (AUS) | Daegu (DS) | 3 Sep 11 | | 12.55 | Nia ALI (USA) | Des Moines, IA (USA) | 27 Jul | |
| 12.32 | Danielle WILLIAMS (JAM) | London (GBR) | 20 Jul 19 | | 12.57 | Tonea MARSHALL (USA) | Queretaro (MEX) | 6 Jul | |
| 12.33 | Gail DEVERS (USA) | Sacramento, CA | 23 Jul 00 | | 12.58 | Christina CLEMONS (USA) | Turku (FIN) | 11 Jun | |
| 12.34 | Sharika NELVIS (USA) | Eugene (Hayward Field), OR | 26 Jun 15 | | 12.58 | Kendell WILLIAMS (USA) | Doha | 2 Oct | |
| 12.35 | Jasmin STOWERS (USA) | Doha (Hamad Bin Suhaim) | 15 May 15 | | 12.61 | Brianna MCNEAL (USA) | Des Moines, IA (USA) | 27 Jul | |



RESULTS



100 Metres Hurdles Women - Round 1

First 4 in each heat (Q) and the next 4 fastest (q) advance to the Semi-Finals

| RECORDS | RESULT NAME | COUNTRY | AGE | VENUE | DATE |
|--------------------------------|--------------------------------|-------------------------|-----------------------|--------------------------|-------------|
| World Record WR | 12.20 Kendra HARRISON | USA | 24 | London (Olympic Stadium) | 22 Jul 2016 |
| Championships Record CR | 12.28 Sally PEARSON | AUS | 25 | Daegu (DS) | 3 Sep 2011 |
| World Leading WL | 12.32 Danielle WILLIAMS | JAM | 27 | London (GBR) | 20 Jul 2019 |
| Area Record AR | National Record NR | Personal Best PB | Season Best SB | | |

Heat 1 5 5 October 2019 17:19 START TIME 27° C TEMPERATURE 71 % HUMIDITY +0.3m/s WIND

| PLACE | NAME | COUNTRY | DATE OF BIRTH | LANE | RESULT | REACTION | Fn |
|-------|-----------------------------|---------|---------------|------|---------------------|----------------|----|
| 1 | Nia ALI | USA | 23 Oct 88 | 7 | 12.59 | Q 0.157 | |
| 2 | Megan TAPPER | JAM | 18 Mar 94 | 4 | 12.78 [.773] | Q 0.186 | |
| 3 | Cindy OFILI | GBR | 5 Aug 94 | 2 | 12.97 [.965] | Q 0.173 | |
| 4 | Genesis ROMERO | VEN | 6 Nov 95 | 9 | 13.14 [.140] | Q 0.200 | |
| 5 | Asuka TERADA | JPN | 14 Jan 90 | 5 | 13.20 | 0.170 | |
| 6 | Stanislava ŠKVARCOVÁ | SVK | 20 Apr 96 | 8 | 13.44 | 0.177 | |
| 7 | Adrine MONAGI | PNG | 8 Jun 95 | 6 | 14.00 | 0.167 | |
| | Solène NDAMA | FRA | 23 Sep 98 | 3 | DNF | 0.132 | |

Heat 2 5 5 October 2019 17:25 START TIME 27° C TEMPERATURE 71 % HUMIDITY +0.2m/s WIND

| PLACE | NAME | COUNTRY | DATE OF BIRTH | LANE | RESULT | REACTION | Fn |
|-------|--------------------------|---------|---------------|------|---------------------|--------------------------|----|
| 1 | Luminosa BOGLIOLO | ITA | 3 Jul 95 | 8 | 12.80 | Q 0.156 | |
| 2 | Yanique THOMPSON | JAM | 12 Mar 96 | 7 | 12.85 | Q 0.170 | |
| 3 | Anne ZAGRE | BEL | 13 Mar 90 | 4 | 12.91 | Q SB 0.149 | |
| 4 | Brianna BEAHAN | AUS | 1 Nov 91 | 5 | 13.11 [.101] | Q 0.120 | |
| 5 | Ayako KIMURA | JPN | 11 Jun 88 | 6 | 13.19 | 0.131 | |
| 6 | Fanny QUENOT | FRA | 2 Oct 90 | 2 | 13.51 | 0.179 | |
| | Brianna MCNEAL | USA | 18 Aug 91 | 3 | DQ 162.8 | -0.036 | F1 |

NOTE IAAF Rule 162.8 - False Start

Heat 3 5 5 October 2019 17:33 START TIME 27° C TEMPERATURE 71 % HUMIDITY +0.4m/s WIND

| PLACE | NAME | COUNTRY | DATE OF BIRTH | LANE | RESULT | REACTION | Fn |
|-------|-------------------------------|---------|---------------|------|---------------------|--------------------------|----|
| 1 | Danielle WILLIAMS | JAM | 14 Sep 92 | 5 | 12.51 | Q 0.126 | |
| 2 | Andrea Carolina VARGAS | CRC | 28 May 96 | 8 | 12.68 | Q NR 0.144 | |
| 3 | Annimari KORTE | FIN | 8 Apr 88 | 3 | 12.97 [.963] | Q 0.147 | |
| 4 | Luca KOZÁK | HUN | 1 Jun 96 | 6 | 13.00 | Q 0.192 | |
| 5 | Beate SCHRÖTT | AUT | 15 Apr 88 | 7 | 13.08 | q 0.146 | |
| 6 | Celeste MUCCI | AUS | 11 Aug 99 | 4 | 13.14 [.133] | 0.164 | |
| 7 | Phylicia GEORGE | CAN | 16 Nov 87 | 2 | 13.49 | 0.135 | |

Heat 4 5 5 October 2019 17:39 START TIME 27° C TEMPERATURE 71 % HUMIDITY +0.3m/s WIND


| PLACE | NAME | COUNTRY | DATE OF BIRTH | LANE | RESULT | REACTION | Fn |
|-------|--------------------------|---------|---------------|------|---------------------|--------------------------|----|
| 1 | Kendra HARRISON | USA | 18 Sep 92 | 4 | 12.55 | Q 0.131 | |
| 2 | Cindy ROLEDER | GER | 21 Aug 89 | 8 | 12.76 | Q SB 0.137 | |
| 3 | Elvira HERMAN | BLR | 19 Jun 97 | 3 | 12.84 | Q 0.149 | |
| 4 | Reetta HURSKÉ | FIN | 15 May 95 | 2 | 12.96 | Q 0.146 | |
| 5 | Gréta KERÉKES | HUN | 9 Oct 92 | 5 | 13.11 [.107] | 0.130 | |
| 6 | Vanessa CLERVEAUX | HAI | 17 Jun 94 | 7 | 13.15 | 0.147 | |
| 7 | Hanna PLOTITSYNA | UKR | 1 Jan 87 | 6 | 13.30 | 0.145 | |
| 8 | Irina VELIHANOVA | TKM | 17 Mar 96 | 9 | 14.79 | 0.181 | |

RESULTS
100 Metres Hurdles Women - Round 1

Heat 5 **5**

5 October 2019 17:47 START TIME

27° C TEMPERATURE 71 % HUMIDITY

 +0.2m/s WIND

| PLACE | NAME | COUNTRY | DATE of BIRTH | LANE | RESULT | REACTION | Fn |
|-------|----------------------------|---------|---------------|------|---------------------|-------------|-------|
| 1 | Tobi AMUSAN | NGR | 23 Apr 97 | 9 | 12.48 | Q PB | 0.121 |
| 2 | Janeek BROWN | JAM | 14 May 98 | 4 | 12.61 | Q | 0.115 |
| 3 | Nadine VISSER | NED | 9 Feb 95 | 5 | 12.75 | Q | 0.138 |
| 4 | Karolina KOLECZEK | POL | 15 Jan 93 | 7 | 12.78 (.772) | Q | 0.138 |
| 5 | Nooralotta NEZIRI | FIN | 9 Nov 92 | 3 | 12.92 | q | 0.150 |
| 6 | Rikenette STEENKAMP | RSA | 16 Oct 92 | 6 | 12.97 (.962) | q SB | 0.145 |
| 7 | Michelle JENNEKE | AUS | 23 Jun 93 | 2 | 12.98 | q SB | 0.136 |
| 8 | Laura VALETTE | FRA | 16 Feb 97 | 8 | 13.47 | | 0.136 |

| ALL-TIME TOP LIST | | | | SEASON TOP LIST | | | |
|-------------------|-----------------------------|--------------------------------|-----------|-----------------|-------------------------|----------------------|--------|
| RESULT | NAME | VENUE | DATE | RESULT | NAME | VENUE | 2019 |
| 12.20 | Kendra HARRISON (USA) | London (Olympic Stadium) | 22 Jul 16 | 12.32 | Danielle WILLIAMS (JAM) | London (GBR) | 20 Jul |
| 12.21 | Yordanka DONKOVA (BUL) | Stara Zagora (Beroe Stadium) | 20 Aug 88 | 12.40 | Janeek BROWN (JAM) | Austin, TX (USA) | 8 Jun |
| 12.25 | Ginka ZAGORCHEVA (BUL) | Dráma | 8 Aug 87 | 12.43 | Kendra HARRISON (USA) | Monaco (MON) | 12 Jul |
| 12.26 | Lyudmila NAROZHILENKO (RUS) | Sevilla | 6 Jun 92 | 12.48 | Tobi AMUSAN (NGR) | Doha | 5 Oct |
| 12.26 | Brianna MCNEAL (USA) | Des Moines (Drake Stadium), IA | 22 Jun 13 | 12.52 | Chanel BRISSETT (USA) | Austin, TX (USA) | 8 Jun |
| 12.28 | Sally PEARSON (AUS) | Daegu (DS) | 3 Sep 11 | 12.55 | Nia ALI (USA) | Des Moines, IA (USA) | 27 Jul |
| 12.32 | Danielle WILLIAMS (JAM) | London (GBR) | 20 Jul 19 | 12.57 | Tonea MARSHALL (USA) | Queretaro (MEX) | 6 Jul |
| 12.33 | Gail DEVERS (USA) | Sacramento, CA | 23 Jul 00 | 12.58 | Christina CLEMONS (USA) | Turku (FIN) | 11 Jun |
| 12.34 | Sharika NELVIS (USA) | Eugene (Hayward Field), OR | 26 Jun 15 | 12.58 | Kendell WILLIAMS (USA) | Doha | 2 Oct |
| 12.35 | Jasmin STOWERS (USA) | Doha (Hamad Bin Suhaim) | 15 May 15 | 12.61 | Brianna MCNEAL (USA) | Des Moines, IA (USA) | 27 Jul |



RESULTS



400 Metres Hurdles Women - Final

| RECORDS | RESULT | NAME | COUNTRY | AGE | VENUE | DATE |
|--------------------------------|--------|---------------------------|---------|-------------------------|-------|-----------------------|
| World Record WR | 52.16 | Dalilah MUHAMMAD | USA | 29 | Doha | 4 Oct 2019 |
| Championships Record CR | 52.16 | Dalilah MUHAMMAD | USA | 29 | Doha | 4 Oct 2019 |
| World Leading WL | 52.16 | Dalilah MUHAMMAD | USA | 29 | Doha | 4 Oct 2019 |
| Area Record AR | | National Record NR | | Personal Best PB | | Season Best SB |

4 October 2019 21:29 START TIME 26° C 61 %
TEMPERATURE HUMIDITY

| PLACE | NAME | COUNTRY | DATE OF BIRTH | LANE | RESULT | REACTION | Fn |
|-------|--------------------------|---------|---------------|------|---------------------|-----------------|----|
| 1 | Dalilah MUHAMMAD | USA | 7 Feb 90 | 6 | 52.16 | WR 0.200 | |
| 2 | Sydney MCLAUGHLIN | USA | 7 Aug 99 | 4 | 52.23 | PB 0.161 | |
| 3 | Rushell CLAYTON | JAM | 18 Oct 92 | 5 | 53.74 | PB 0.137 | |
| 4 | Lea SPRUNGER | SUI | 5 Mar 90 | 9 | 54.06 | NR 0.199 | |
| 5 | Zuzana HEJNOVÁ | CZE | 19 Dec 86 | 8 | 54.23 | 0.141 | |
| 6 | Ashley SPENCER | USA | 8 Jun 93 | 2 | 54.45 [.444] | 0.163 | |
| 7 | Anna RYZHYKOVA | UKR | 24 Nov 89 | 3 | 54.45 [.445] | SB 0.173 | |
| 8 | Sage WATSON | CAN | 20 Jun 94 | 7 | 54.82 | 0.186 | |

| ALL-TIME TOP LIST | | | |
|-------------------|---------------------------|--------------------------------------|-----------|
| RESULT | NAME | VENUE | DATE |
| 52.16 | Dalilah MUHAMMAD (USA) | Doha | 4 Oct 19 |
| 52.23 | Sydney MCLAUGHLIN (USA) | Doha | 4 Oct 19 |
| 52.34 | Yuliya PECHONKINA (RUS) | Tula (Arsenal Stadium) | 8 Aug 03 |
| 52.42 | Melaine WALKER (JAM) | Berlin (Olympiastadion) | 20 Aug 09 |
| 52.47 | Lashinda DEMUS (USA) | Daegu (DS) | 1 Sep 11 |
| 52.61 | Kim BATTEN (USA) | Göteborg (Ullevi Stadium) | 11 Aug 95 |
| 52.62 | Tonja BUFORD-BAILEY (USA) | Göteborg (Ullevi Stadium) | 11 Aug 95 |
| 52.70 | Natalya ANTYUKH (RUS) | London (Olympic Stadium) | 8 Aug 12 |
| 52.74 | Sally GUNNELL (GBR) | Stuttgart (Gottlieb-Daimler Stadion) | 19 Aug 93 |
| 52.75 | Shamier LITTLE (USA) | Sacramento (Hornet Stadium), CA | 25 Jun 17 |

| SEASON TOP LIST | | | |
|-----------------|-------------------------|-----------------------|--------|
| RESULT | NAME | VENUE | 2019 |
| 52.16 | Dalilah MUHAMMAD (USA) | Doha | 4 Oct |
| 52.23 | Sydney MCLAUGHLIN (USA) | Doha | 4 Oct |
| 53.11 | Ashley SPENCER (USA) | Des Moines, IA (USA) | 28 Jul |
| 53.73 | Shamier LITTLE (USA) | Lausanne (Pontaise) | 5 Jul |
| 53.74 | Rushell CLAYTON (JAM) | Doha | 4 Oct |
| 54.06 | Lea SPRUNGER (SUI) | Doha | 4 Oct |
| 54.11 | Zuzana HEJNOVÁ (CZE) | Lausanne (Pontaise) | 5 Jul |
| 54.18 | Tia-Adana BELLE (BAR) | Gainesville, FL (USA) | 28 Mar |
| 54.32 | Sage WATSON (CAN) | Doha | 2 Oct |
| 54.45 | Anna RYZHYKOVA (UKR) | Doha | 2 Oct |

RESULT PROGRESSION



400 Metres Hurdles Women - Final

| RECORDS | RESULT | NAME | COUNTRY | AGE | VENUE | DATE |
|--------------------------------|--------|---------------------------|---------|-------------------------|-------|-----------------------|
| World Record WR | 52.16 | Dalilah MUHAMMAD | USA | 29 | Doha | 4 Oct 2019 |
| Championships Record CR | 52.16 | Dalilah MUHAMMAD | USA | 29 | Doha | 4 Oct 2019 |
| World Leading WL | 52.16 | Dalilah MUHAMMAD | USA | 29 | Doha | 4 Oct 2019 |
| Area Record AR | | National Record NR | | Personal Best PB | | Season Best SB |

4 October 2019

| RANK | BIB | NAME | COUNTRY | DATE of BIRTH | PHASE | HEAT | LANE | PLACE | RESULT |
|------|-----|-------------------|---------|---------------|------------|------|------|-------|--------------------------|
| 1 | | Dalilah MUHAMMAD | USA | 7 Feb 90 | Final | 1 | 6 | 1 | 52.16 WR |
| | | | | | Semi-Final | 1 | 5 | 2 | 53.91 Q |
| | | | | | Round 1 | 3 | 5 | 3 | 54.87 Q |
| 2 | | Sydney MCLAUGHLIN | USA | 7 Aug 99 | Final | 1 | 4 | 2 | 52.23 PB |
| | | | | | Semi-Final | 3 | 5 | 1 | 53.81 Q |
| | | | | | Round 1 | 1 | 8 | 1 | 54.45 Q |
| 3 | | Rushell CLAYTON | JAM | 18 Oct 92 | Final | 1 | 5 | 3 | 53.74 PB |
| | | | | | Semi-Final | 2 | 7 | 3 | 54.17 Q |
| | | | | | Round 1 | 5 | 7 | 9 | 55.23 Q |
| 4 | | Lea SPRUNGER | SUI | 5 Mar 90 | Final | 1 | 9 | 4 | 54.06 NR |
| | | | | | Semi-Final | 3 | 6 | 8 | 54.52 Q SB |
| | | | | | Round 1 | 1 | 4 | 4 | 54.98 Q SB |
| 5 | | Zuzana HEJNOVÁ | CZE | 19 Dec 86 | Final | 1 | 8 | 5 | 54.23 |
| | | | | | Semi-Final | 2 | 5 | 5 | 54.41 Q |
| | | | | | Round 1 | 2 | 9 | 12 | 55.33 Q |
| 6 | | Ashley SPENCER | USA | 8 Jun 93 | Final | 1 | 2 | 6 | 54.45 |
| | | | | | Semi-Final | 2 | 8 | 6 | 54.42 q |
| | | | | | Round 1 | 4 | 8 | 10 | 55.28 Q |
| 7 | | Anna RYZHYKOVA | UKR | 24 Nov 89 | Final | 1 | 3 | 7 | 54.45 SB |
| | | | | | Semi-Final | 1 | 6 | 7 | 54.45 q SB |
| | | | | | Round 1 | 2 | 2 | 5 | 55.11 Q |
| 8 | | Sage WATSON | CAN | 20 Jun 94 | Final | 1 | 7 | 8 | 54.82 |
| | | | | | Semi-Final | 1 | 4 | 4 | 54.32 Q NR |
| | | | | | Round 1 | 5 | 9 | 15 | 55.57 Q |

| ALL-TIME TOP LIST | | | | SEASON TOP LIST | | | |
|-------------------|---------------------------|-------------------------------------|-----------|-----------------|-------------------------|-----------------------|--------|
| RESULT | NAME | VENUE | DATE | RESULT | NAME | VENUE | 2019 |
| 52.16 | Dalilah MUHAMMAD (USA) | Doha | 4 Oct 19 | 52.16 | Dalilah MUHAMMAD (USA) | Doha | 4 Oct |
| 52.23 | Sydney MCLAUGHLIN (USA) | Doha | 4 Oct 19 | 52.23 | Sydney MCLAUGHLIN (USA) | Doha | 4 Oct |
| 52.34 | Yuliya PECHONKINA (RUS) | Tula (Arsenal Stadium) | 8 Aug 03 | 53.11 | Ashley SPENCER (USA) | Des Moines, IA (USA) | 28 Jul |
| 52.42 | Melaine WALKER (JAM) | Berlin (Olympiastadion) | 20 Aug 09 | 53.73 | Shamier LITTLE (USA) | Lausanne (Pontaise) | 5 Jul |
| 52.47 | Lashinda DEMUS (USA) | Daegu (DS) | 1 Sep 11 | 53.74 | Rushell CLAYTON (JAM) | Doha | 4 Oct |
| 52.61 | Kim BATTEN (USA) | Göteborg (Ullevi Stadium) | 11 Aug 95 | 54.06 | Lea SPRUNGER (SUI) | Doha | 4 Oct |
| 52.62 | Tonja BUFORD-BAILEY (USA) | Göteborg (Ullevi Stadium) | 11 Aug 95 | 54.11 | Zuzana HEJNOVÁ (CZE) | Lausanne (Pontaise) | 5 Jul |
| 52.70 | Natalya ANTYUKH (RUS) | London (Olympic Stadium) | 8 Aug 12 | 54.18 | Tia-Adana BELLE (BAR) | Gainesville, FL (USA) | 28 Mar |
| 52.74 | Sally GUNNELL (GBR) | tuttgart (Gottlieb-Daimler Stadion) | 19 Aug 93 | 54.32 | Sage WATSON (CAN) | Doha | 2 Oct |
| 52.75 | Shamier LITTLE (USA) | Sacramento (Hornet Stadium), CA | 25 Jun 17 | 54.45 | Anna RYZHYKOVA (UKR) | Doha | 2 Oct |

SUMMARY



400 Metres Hurdles Women - Semi-Final

First 2 in each heat (Q) and the next 2 fastest (q) advance to the Final

| RECORDS | RESULT | NAME | COUNTRY | AGE | VENUE | DATE |
|--------------------------------|--------|---------------------------|---------|-------------------------|-------------------------|-----------------------|
| World Record WR | 52.20 | Dalilah MUHAMMAD | USA | 29 | Des Moines, IA (USA) | 28 Jul 2019 |
| Championships Record CR | 52.42 | Melaine WALKER | JAM | 26 | Berlin (Olympiastadion) | 20 Aug 2009 |
| World Leading WL | 52.20 | Dalilah MUHAMMAD | USA | 29 | Des Moines, IA (USA) | 28 Jul 2019 |
| Area Record AR | | National Record NR | | Personal Best PB | | Season Best SB |

2 October 2019

| RANK | PLACE | HEAT | LANE | BIB | NAME | COUNTRY | DATE OF BIRTH | RESULT | |
|------|-------|------|------|-----|---------------------|---------|---------------|--------------|-------------|
| 1 | 1 | 3 | 5 | | Sydney MCLAUGHLIN | USA | 7 Aug 99 | 53.81 | Q |
| 2 | 1 | 1 | 5 | | Dalilah MUHAMMAD | USA | 7 Feb 90 | 53.91 | Q |
| 3 | 1 | 2 | 7 | | Rushell CLAYTON | JAM | 18 Oct 92 | 54.17 | Q |
| 4 | 2 | 1 | 4 | | Sage WATSON | CAN | 20 Jun 94 | 54.32 | Q NR |
| 5 | 2 | 2 | 5 | | Zuzana HEJNOVÁ | CZE | 19 Dec 86 | 54.41 | Q |
| 6 | 3 | 2 | 8 | | Ashley SPENCER | USA | 8 Jun 93 | 54.42 | q |
| 7 | 3 | 1 | 6 | | Anna RYZHYKOVA | UKR | 24 Nov 89 | 54.45 | q SB |
| 8 | 2 | 3 | 6 | | Lea SPRUNGER | SUI | 5 Mar 90 | 54.52 | Q SB |
| 9 | 4 | 1 | 7 | | Zurian HECHAVARRÍA | CUB | 10 Aug 95 | 55.03 (.023) | |
| 10 | 4 | 2 | 4 | | Amalie IUDEL | NOR | 17 Apr 94 | 55.03 (.027) | |
| 11 | 3 | 3 | 7 | | Shiann SALMON | JAM | 31 Mar 99 | 55.16 | PB |
| 12 | 5 | 1 | 3 | | Hanne CLAES | BEL | 4 Aug 91 | 55.25 | SB |
| 13 | 5 | 2 | 6 | | Ayomide FOLORUNSO | ITA | 17 Oct 96 | 55.36 | |
| 14 | 6 | 2 | 9 | | Joanna LINKIEWICZ | POL | 2 May 90 | 55.38 | SB |
| 15 | 4 | 3 | 8 | | Yadisleidis PEDROSO | ITA | 28 Jan 87 | 55.40 | SB |
| 16 | 7 | 2 | 2 | | Sarah CARLI | AUS | 5 Sep 94 | 55.43 | PB |
| 17 | 5 | 3 | 4 | | Aminat JAMAL | BRN | 27 Jun 97 | 55.54 | |
| 18 | 6 | 1 | 8 | | Vera RUDAKOVA | ANA | 20 Mar 92 | 55.57 | |
| 19 | 6 | 3 | 2 | | Gianna WOODRUFF | PAN | 18 Nov 93 | 55.61 | SB |
| 20 | 7 | 3 | 9 | | Jessica TURNER | GBR | 8 Aug 95 | 55.87 | |
| 21 | 8 | 3 | 3 | | Lauren BODEN | AUS | 3 Aug 88 | 55.94 | |
| 22 | 7 | 1 | 2 | | Femke BOL | NED | 23 Feb 00 | 56.37 | |
| 23 | 8 | 2 | 3 | | Carolina KRAFZIK | GER | 27 Mar 95 | 56.41 | |
| 24 | 8 | 1 | 9 | | Meghan BEESLEY | GBR | 15 Nov 89 | 56.89 | |

| ALL-TIME TOP LIST | | | | SEASON TOP LIST | | | |
|-------------------|---------------------------|-------------------------------------|-----------|-----------------|-------------------------|-----------------------|--------|
| RESULT | NAME | VENUE | DATE | RESULT | NAME | VENUE | 2019 |
| 52.20 | Dalilah MUHAMMAD (USA) | Des Moines, IA (USA) | 28 Jul 19 | 52.20 | Dalilah MUHAMMAD (USA) | Des Moines, IA (USA) | 28 Jul |
| 52.34 | Yuliya PECHONKINA (RUS) | Tula (Arsenal Stadium) | 8 Aug 03 | 52.85 | Sydney MCLAUGHLIN (USA) | Zürich (SUI) | 29 Aug |
| 52.42 | Melaine WALKER (JAM) | Berlin (Olympiastadion) | 20 Aug 09 | 53.11 | Ashley SPENCER (USA) | Des Moines, IA (USA) | 28 Jul |
| 52.47 | Lashinda DEMUS (USA) | Daegu (DS) | 1 Sep 11 | 53.73 | Shamier LITTLE (USA) | Lausanne (Pontaise) | 5 Jul |
| 52.61 | Kim BATTEN (USA) | Göteborg (Ullevi Stadium) | 11 Aug 95 | 54.11 | Zuzana HEJNOVÁ (CZE) | Lausanne (Pontaise) | 5 Jul |
| 52.62 | Tonja BUFORD-BAILEY (USA) | Göteborg (Ullevi Stadium) | 11 Aug 95 | 54.16 | Rushell CLAYTON (JAM) | London (GBR) | 21 Jul |
| 52.70 | Natalya ANTYUKH (RUS) | London (Olympic Stadium) | 8 Aug 12 | 54.18 | Tia-Adana BELLE (BAR) | Gainesville, FL (USA) | 28 Mar |
| 52.74 | Sally GUNNELL (GBR) | tuttgart (Gottlieb-Daimler Stadion) | 19 Aug 93 | 54.32 | Sage WATSON (CAN) | Doha | 2 Oct |
| 52.75 | Shamier LITTLE (USA) | Sacramento (Hornet Stadium), CA | 25 Jun 17 | 54.45 | Anna RYZHYKOVA (UKR) | Doha | 2 Oct |
| 52.75 | Sydney MCLAUGHLIN (USA) | Knoxville (USA) | 13 May 18 | 54.52 | Lea SPRUNGER (SUI) | Doha | 2 Oct |

RESULTS



400 Metres Hurdles Women - Semi-Final

First 2 in each heat (Q) and the next 2 fastest (q) advance to the Final

| RECORDS | RESULT NAME | COUNTRY | AGE | VENUE | DATE |
|--------------------------------|-------------------------------|-------------------------|-----------------------|-------------------------|-------------|
| World Record WR | 52.20 Dalilah MUHAMMAD | USA | 29 | Des Moines, IA (USA) | 28 Jul 2019 |
| Championships Record CR | 52.42 Melaine WALKER | JAM | 26 | Berlin (Olympiastadion) | 20 Aug 2009 |
| World Leading WL | 52.20 Dalilah MUHAMMAD | USA | 29 | Des Moines, IA (USA) | 28 Jul 2019 |
| Area Record AR | National Record NR | Personal Best PB | Season Best SB | | |

| Heat 1 | | 2 October 2019 | | 21:05 START TIME | | 26° C TEMPERATURE | | 59% HUMIDITY | | |
|--------|---------------------------|----------------|---------------|------------------|---------------------|--------------------|-------|--------------|--|--|
| PLACE | NAME | COUNTRY | DATE OF BIRTH | LANE | RESULT | REACTION | Fn | | | |
| 1 | Dalilah MUHAMMAD | USA | 7 Feb 90 | 5 | 53.91 | Q | 0.167 | | | |
| 2 | Sage WATSON | CAN | 20 Jun 94 | 4 | 54.32 | Q NR | 0.183 | | | |
| 3 | Anna RYZHYKOVA | UKR | 24 Nov 89 | 6 | 54.45 | q SB | 0.171 | | | |
| 4 | Zurian HECHAVARRÍA | CUB | 10 Aug 95 | 7 | 55.03 (.023) | | 0.216 | | | |
| 5 | Hanne CLAES | BEL | 4 Aug 91 | 3 | 55.25 | SB | 0.159 | | | |
| 6 | Vera RUDAKOVA | ANA | 20 Mar 92 | 8 | 55.57 | | 0.246 | | | |
| 7 | Femke BOL | NED | 23 Feb 00 | 2 | 56.37 | | 0.219 | | | |
| 8 | Meghan BEESLEY | GBR | 15 Nov 89 | 9 | 56.89 | | 0.173 | | | |

| Heat 2 | | 2 October 2019 | | 21:15 START TIME | | 26° C TEMPERATURE | | 59% HUMIDITY | | |
|--------|--------------------------|----------------|---------------|------------------|---------------------|-------------------|-------|--------------|--|--|
| PLACE | NAME | COUNTRY | DATE OF BIRTH | LANE | RESULT | REACTION | Fn | | | |
| 1 | Rushell CLAYTON | JAM | 18 Oct 92 | 7 | 54.17 | Q | 0.148 | | | |
| 2 | Zuzana HEJNOVÁ | CZE | 19 Dec 86 | 5 | 54.41 | Q | 0.162 | | | |
| 3 | Ashley SPENCER | USA | 8 Jun 93 | 8 | 54.42 | q | 0.171 | | | |
| 4 | Amalie IUEL | NOR | 17 Apr 94 | 4 | 55.03 (.027) | | 0.151 | | | |
| 5 | Ayomide FOLORUNSO | ITA | 17 Oct 96 | 6 | 55.36 | | 0.198 | | | |
| 6 | Joanna LINKIEWICZ | POL | 2 May 90 | 9 | 55.38 | SB | 0.166 | | | |
| 7 | Sarah CARLI | AUS | 5 Sep 94 | 2 | 55.43 | PB | 0.167 | | | |
| 8 | Carolina KRAFZIK | GER | 27 Mar 95 | 3 | 56.41 | | 0.191 | | | |

| Heat 3 | | 2 October 2019 | | 21:25 START TIME | | 26° C TEMPERATURE | | 59% HUMIDITY | | |
|--------|----------------------------|----------------|---------------|------------------|--------------|--------------------|-------|--------------|--|--|
| PLACE | NAME | COUNTRY | DATE OF BIRTH | LANE | RESULT | REACTION | Fn | | | |
| 1 | Sydney MCLAUGHLIN | USA | 7 Aug 99 | 5 | 53.81 | Q | 0.170 | | | |
| 2 | Lea SPRUNGER | SUI | 5 Mar 90 | 6 | 54.52 | Q SB | 0.191 | | | |
| 3 | Shiann SALMON | JAM | 31 Mar 99 | 7 | 55.16 | PB | 0.186 | | | |
| 4 | Yadisleidis PEDROSO | ITA | 28 Jan 87 | 8 | 55.40 | SB | 0.208 | | | |
| 5 | Aminat JAMAL | BRN | 27 Jun 97 | 4 | 55.54 | | 0.210 | | | |
| 6 | Gianna WOODRUFF | PAN | 18 Nov 93 | 2 | 55.61 | SB | 0.223 | | | |
| 7 | Jessica TURNER | GBR | 8 Aug 95 | 9 | 55.87 | | 0.189 | | | |
| 8 | Lauren BODEN | AUS | 3 Aug 88 | 3 | 55.94 | | 0.173 | | | |

| ALL-TIME TOP LIST | | | | SEASON TOP LIST | | | |
|-------------------|---------------------------|-------------------------------------|-----------|-----------------|-------------------------|-----------------------|--------|
| RESULT | NAME | VENUE | DATE | RESULT | NAME | VENUE | 2019 |
| 52.20 | Dalilah MUHAMMAD (USA) | Des Moines, IA (USA) | 28 Jul 19 | 52.20 | Dalilah MUHAMMAD (USA) | Des Moines, IA (USA) | 28 Jul |
| 52.34 | Yuliya PECHONKINA (RUS) | Tula (Arsenal Stadium) | 8 Aug 03 | 52.85 | Sydney MCLAUGHLIN (USA) | Zürich (SUI) | 29 Aug |
| 52.42 | Melaine WALKER (JAM) | Berlin (Olympiastadion) | 20 Aug 09 | 53.11 | Ashley SPENCER (USA) | Des Moines, IA (USA) | 28 Jul |
| 52.47 | Lashinda DEMUS (USA) | Daegu (DS) | 1 Sep 11 | 53.73 | Shamier LITTLE (USA) | Lausanne (Pontaise) | 5 Jul |
| 52.61 | Kim BATTEN (USA) | Göteborg (Ullevi Stadium) | 11 Aug 95 | 54.11 | Zuzana HEJNOVÁ (CZE) | Lausanne (Pontaise) | 5 Jul |
| 52.62 | Tonja BUFORD-BAILEY (USA) | Göteborg (Ullevi Stadium) | 11 Aug 95 | 54.16 | Rushell CLAYTON (JAM) | London (GBR) | 21 Jul |
| 52.70 | Natalya ANTYUKH (RUS) | London (Olympic Stadium) | 8 Aug 12 | 54.18 | Tia-Adana BELLE (BAR) | Gainesville, FL (USA) | 28 Mar |
| 52.74 | Sally GUNNELL (GBR) | tuttgart (Gottlieb-Daimler Stadion) | 19 Aug 93 | 54.32 | Saqe WATSON (CAN) | Doha | 2 Oct |
| 52.75 | Shamier LITTLE (USA) | Sacramento (Hornet Stadium), CA | 25 Jun 17 | 54.45 | Anna RYZHYKOVA (UKR) | Doha | 2 Oct |
| 52.75 | Sydney MCLAUGHLIN (USA) | Knoxville (USA) | 13 May 18 | 54.52 | Lea SPRUNGER (SUI) | Doha | 2 Oct |

SUMMARY



400 Metres Hurdles Women - Round 1

First 4 in each heat (Q) and the next 4 fastest (q) advance to the Semi-Finals

| RECORDS | RESULT | NAME | COUNTRY | AGE | VENUE | DATE |
|--------------------------------|--------|---------------------------|---------|-------------------------|-------------------------|-----------------------|
| World Record WR | 52.20 | Dalilah MUHAMMAD | USA | 29 | Des Moines, IA (USA) | 28 Jul 2019 |
| Championships Record CR | 52.42 | Melaine WALKER | JAM | 26 | Berlin (Olympiastadion) | 20 Aug 2009 |
| World Leading WL | 52.20 | Dalilah MUHAMMAD | USA | 29 | Des Moines, IA (USA) | 28 Jul 2019 |
| Area Record AR | | National Record NR | | Personal Best PB | | Season Best SB |

1 October 2019

| RANK | PLACE | HEAT | LANE | BIB | NAME | COUNTRY | DATE of BIRTH | RESULT | |
|------|-------|------|------|-----|----------------------|---------|---------------|--------------|-------------|
| 1 | 1 | 1 | 8 | | Sydney MCLAUGHLIN | USA | 7 Aug 99 | 54.45 | Q |
| 2 | 1 | 4 | 5 | | Amalie IUEL | NOR | 17 Apr 94 | 54.72 | Q NR |
| 3 | 1 | 3 | 5 | | Dalilah MUHAMMAD | USA | 7 Feb 90 | 54.87 | Q |
| 4 | 2 | 1 | 4 | | Lea SPRUNGER | SUI | 5 Mar 90 | 54.98 | Q SB |
| 5 | 1 | 2 | 2 | | Anna RYZHYKOVA | UKR | 24 Nov 89 | 55.11 | Q |
| 6 | 2 | 4 | 7 | | Aminat JAMAL | BRN | 27 Jun 97 | 55.13 | Q PB |
| 7 | 3 | 4 | 6 | | Ayomide FOLORUNSO | ITA | 17 Oct 96 | 55.20 (.192) | Q |
| 8 | 3 | 1 | 9 | | Shiann SALMON | JAM | 31 Mar 99 | 55.20 (.197) | Q PB |
| 9 | 1 | 5 | 7 | | Rushell CLAYTON | JAM | 18 Oct 92 | 55.23 | Q |
| 10 | 4 | 4 | 8 | | Ashley SPENCER | USA | 8 Jun 93 | 55.28 (.273) | Q |
| 11 | 5 | 4 | 3 | | Femke BOL | NED | 23 Feb 00 | 55.32 | q PB |
| 12 | 2 | 2 | 9 | | Zuzana HEJNOVÁ | CZE | 19 Dec 86 | 55.33 | Q |
| 13 | 2 | 3 | 4 | | Zurian HECHAVARRÍA | CUB | 10 Aug 95 | 55.36 | Q |
| 14 | 4 | 1 | 5 | | Vera RUDAKOVA | ANA | 20 Mar 92 | 55.51 | Q SB |
| 15 | 2 | 5 | 9 | | Sage WATSON | CAN | 20 Jun 94 | 55.57 | Q |
| 16 | 6 | 4 | 9 | | Hanne CLAES | BEL | 4 Aug 91 | 55.68 | q |
| 17 | 3 | 2 | 4 | | Jessica TURNER | GBR | 8 Aug 95 | 55.72 | Q PB |
| 18 | 4 | 2 | 6 | | Yadisleidis PEDROSO | ITA | 28 Jan 87 | 55.78 | Q SB |
| 19 | 5 | 2 | 3 | | Carolina KRAFZIK | GER | 27 Mar 95 | 55.93 | q |
| 20 | 3 | 3 | 7 | | Joanna LINKIEWICZ | POL | 2 May 90 | 55.97 (.961) | Q |
| 21 | 3 | 5 | 3 | | Meghan BEESLEY | GBR | 15 Nov 89 | 55.97 (.965) | Q |
| 22 | 5 | 1 | 3 | | Lauren BODEN | AUS | 3 Aug 88 | 56.00 | q |
| 23 | 4 | 3 | 3 | | Gianna WOODRUFF | PAN | 18 Nov 93 | 56.07 | Q |
| 24 | 6 | 2 | 8 | | Ronda WHYTE | JAM | 6 Nov 90 | 56.37 (.362) | |
| 25 | 4 | 5 | 4 | | Sarah CARLI | AUS | 5 Sep 94 | 56.37 (.367) | Q |
| 26 | 7 | 2 | 5 | | Melissa GONZALEZ | COL | 24 Jun 94 | 56.49 | |
| 27 | 5 | 3 | 6 | | Valeriya ANDREYEVA | ANA | 13 Aug 92 | 56.79 | |
| 28 | 5 | 5 | 6 | | Linda OLIVIERI | ITA | 14 Jul 98 | 56.82 | |
| 29 | 7 | 4 | 4 | | Sara KLEIN | AUS | 19 May 94 | 56.97 | |
| 30 | 8 | 4 | 2 | | Yanique HAYE-SMITH | TKS | 22 Mar 90 | 56.98 | |
| 31 | 6 | 5 | 8 | | Zenény VAN DER WALT | RSA | 22 May 00 | 57.11 | |
| 32 | 6 | 3 | 8 | | Paulien COUCKUYT | BEL | 19 May 97 | 57.15 | |
| 33 | 7 | 5 | 2 | | Tia-Adana BELLE | BAR | 15 Jun 96 | 57.37 | |
| 34 | 6 | 1 | 2 | | Jessica MOREIRA | BRA | 16 Nov 01 | 57.66 | |
| 35 | 8 | 5 | 5 | | Lamiae LHABZ | MAR | 19 May 84 | 58.44 | |
| 36 | 7 | 1 | 7 | | Mariam Mamdouh FARID | QAT | 1 Feb 98 | 1:09.49 | PB |
| | | 2 | 7 | | Kori CARTER | USA | 3 Jun 92 | DNF | |
| | | 3 | 2 | | Sara Slott PETERSEN | DEN | 9 Apr 87 | DQ | 168.7(a) |
| | | 1 | 6 | | Portia BING | NZL | 17 Apr 93 | DQ | 168.7(a) |

SUMMARY
400 Metres Hurdles Women - Round 1

1 October 2019

| RANK | PLACE | HEAT | LANE | BIB | NAME | COUNTRY | DATE of BIRTH | RESULT |
|------|-------|------|------|-----|------|---------|---------------|--------|
|------|-------|------|------|-----|------|---------|---------------|--------|

NOTE IAAF Rule 168.7(a) - Failing to clear the height of the hurdle

| ALL-TIME TOP LIST | | | | | SEASON TOP LIST | | | | |
|-------------------|---------------------------|-------------------------------------|-----------|--|-----------------|-------------------------|-----------------------|--------|--|
| RESULT | NAME | VENUE | DATE | | RESULT | NAME | VENUE | 2019 | |
| 52.20 | Dalilah MUHAMMAD (USA) | Des Moines, IA (USA) | 28 Jul 19 | | 52.20 | Dalilah MUHAMMAD (USA) | Des Moines, IA (USA) | 28 Jul | |
| 52.34 | Yuliya PECHONKINA (RUS) | Tula (Arsenal Stadium) | 8 Aug 03 | | 52.85 | Sydney MCLAUGHLIN (USA) | Zürich (SUI) | 29 Aug | |
| 52.42 | Melaine WALKER (JAM) | Berlin (Olympiastadion) | 20 Aug 09 | | 53.11 | Ashley SPENCER (USA) | Des Moines, IA (USA) | 28 Jul | |
| 52.47 | Lashinda DEMUS (USA) | Daegu (DS) | 1 Sep 11 | | 53.73 | Shamier LITTLE (USA) | Lausanne (Pontaise) | 5 Jul | |
| 52.61 | Kim BATTEN (USA) | Göteborg (Ullevi Stadium) | 11 Aug 95 | | 54.11 | Zuzana HEJNOVÁ (CZE) | Lausanne (Pontaise) | 5 Jul | |
| 52.62 | Tonja BUFORD-BAILEY (USA) | Göteborg (Ullevi Stadium) | 11 Aug 95 | | 54.16 | Rushell CLAYTON (JAM) | London (GBR) | 21 Jul | |
| 52.70 | Natalya ANTYUKH (RUS) | London (Olympic Stadium) | 8 Aug 12 | | 54.18 | Tia-Adana BELLE (BAR) | Gainesville, FL (USA) | 28 Mar | |
| 52.74 | Sally GUNNELL (GBR) | tuttgart (Gottlieb-Daimler Stadion) | 19 Aug 93 | | 54.64 | Anna RYZHYKOVA (UKR) | London (GBR) | 21 Jul | |
| 52.75 | Shamier LITTLE (USA) | Sacramento (Hornet Stadium), CA | 25 Jun 17 | | 54.70 | Janieve RUSSELL (JAM) | Monaco (MON) | 12 Jul | |
| 52.75 | Sydney MCLAUGHLIN (USA) | Knoxville (USA) | 13 May 18 | | 54.72 | Amalie IUEL (NOR) | Doha | 1 Oct | |



RESULTS



400 Metres Hurdles Women - Round 1

First 4 in each heat (Q) and the next 4 fastest (q) advance to the Semi-Finals

| RECORDS | RESULT NAME | COUNTRY | AGE | VENUE | DATE |
|--------------------------------|-------------------------------|-------------------------|-----------------------|-------------------------|-------------|
| World Record WR | 52.20 Dalilah MUHAMMAD | USA | 29 | Des Moines, IA (USA) | 28 Jul 2019 |
| Championships Record CR | 52.42 Melaine WALKER | JAM | 26 | Berlin (Olympiastadion) | 20 Aug 2009 |
| World Leading WL | 52.20 Dalilah MUHAMMAD | USA | 29 | Des Moines, IA (USA) | 28 Jul 2019 |
| Area Record AR | National Record NR | Personal Best PB | Season Best SB | | |

Heat 1 5 1 October 2019 17:30 START TIME 25° C TEMPERATURE 53 % HUMIDITY

| PLACE | NAME | COUNTRY | DATE OF BIRTH | LANE | RESULT | REACTION | Fn |
|-------|----------------------|---------|---------------|------|---------------------|-------------|-------|
| 1 | Sydney MCLAUGHLIN | USA | 7 Aug 99 | 8 | 54.45 | Q | 0.176 |
| 2 | Lea SPRUNGER | SUI | 5 Mar 90 | 4 | 54.98 | Q SB | 0.182 |
| 3 | Shiann SALMON | JAM | 31 Mar 99 | 9 | 55.20 (.197) | Q PB | 0.196 |
| 4 | Vera RUDAKOVA | ANA | 20 Mar 92 | 5 | 55.51 | Q SB | 0.251 |
| 5 | Lauren BODEN | AUS | 3 Aug 88 | 3 | 56.00 | q | 0.155 |
| 6 | Jessica MOREIRA | BRA | 16 Nov 01 | 2 | 57.66 | | 0.189 |
| 7 | Mariam Mamdouh FARID | QAT | 1 Feb 98 | 7 | 1:09.49 | PB | 0.230 |
| | Portia BING | NZL | 17 Apr 93 | 6 | DQ 168.7(a) | | 0.178 |

NOTE IAAF Rule 168.7(a) - Failing to clear the height of the hurdle

Heat 2 5 1 October 2019 17:38 START TIME 25° C TEMPERATURE 53 % HUMIDITY

| PLACE | NAME | COUNTRY | DATE OF BIRTH | LANE | RESULT | REACTION | Fn |
|-------|---------------------|---------|---------------|------|---------------------|-------------|-------|
| 1 | Anna RYZHYKOVA | UKR | 24 Nov 89 | 2 | 55.11 | Q | 0.167 |
| 2 | Zuzana HEJNOVÁ | CZE | 19 Dec 86 | 9 | 55.33 | Q | 0.160 |
| 3 | Jessica TURNER | GBR | 8 Aug 95 | 4 | 55.72 | Q PB | 0.200 |
| 4 | Yadisleidis PEDROSO | ITA | 28 Jan 87 | 6 | 55.78 | Q SB | 0.211 |
| 5 | Carolina KRAFZIK | GER | 27 Mar 95 | 3 | 55.93 | q | 0.185 |
| 6 | Ronda WHYTE | JAM | 6 Nov 90 | 8 | 56.37 (.362) | | 0.184 |
| 7 | Melissa GONZALEZ | COL | 24 Jun 94 | 5 | 56.49 | | 0.161 |
| | Kori CARTER | USA | 3 Jun 92 | 7 | DNF | | 0.181 |

Heat 3 5 1 October 2019 17:46 START TIME 25° C TEMPERATURE 53 % HUMIDITY

| PLACE | NAME | COUNTRY | DATE OF BIRTH | LANE | RESULT | REACTION | Fn |
|-------|---------------------|---------|---------------|------|---------------------|----------|-------|
| 1 | Dalilah MUHAMMAD | USA | 7 Feb 90 | 5 | 54.87 | Q | 0.194 |
| 2 | Zurian HECHAVARRÍA | CUB | 10 Aug 95 | 4 | 55.36 | Q | 0.208 |
| 3 | Joanna LINKIEWICZ | POL | 2 May 90 | 7 | 55.97 (.961) | Q | 0.177 |
| 4 | Gianna WOODRUFF | PAN | 18 Nov 93 | 3 | 56.07 | Q | 0.257 |
| 5 | Valeriya ANDREYEVA | ANA | 13 Aug 92 | 6 | 56.79 | | 0.170 |
| 6 | Paulien COUCKUYT | BEL | 19 May 97 | 8 | 57.15 | | 0.138 |
| | Sara Slott PETERSEN | DEN | 9 Apr 87 | 2 | DQ 168.7(a) | | 0.176 |

NOTE IAAF Rule 168.7(a) - Failing to clear the height of the hurdle

Heat 4 5 1 October 2019 17:54 START TIME 25° C TEMPERATURE 53 % HUMIDITY

| PLACE | NAME | COUNTRY | DATE OF BIRTH | LANE | RESULT | REACTION | Fn |
|-------|--------------------|---------|---------------|------|---------------------|-------------|-------|
| 1 | Amalie IUDEL | NOR | 17 Apr 94 | 5 | 54.72 | Q NR | 0.157 |
| 2 | Aminat JAMAL | BRN | 27 Jun 97 | 7 | 55.13 | Q PB | 0.221 |
| 3 | Ayomide FOLORUNSO | ITA | 17 Oct 96 | 6 | 55.20 (.192) | Q | 0.229 |
| 4 | Ashley SPENCER | USA | 8 Jun 93 | 8 | 55.28 (.273) | Q | 0.158 |
| 5 | Femke BOL | NED | 23 Feb 00 | 3 | 55.32 | q PB | 0.206 |
| 6 | Hanne CLAES | BEL | 4 Aug 91 | 9 | 55.68 | q | 0.159 |
| 7 | Sara KLEIN | AUS | 19 May 94 | 4 | 56.97 | | 0.223 |
| 8 | Yanique HAYE-SMITH | TKS | 22 Mar 90 | 2 | 56.98 | | 0.159 |

RESULTS
400 Metres Hurdles Women - Round 1

Heat 5

5

1 October 2019

18:02 START TIME

25° C
TEMPERATURE

53 %
HUMIDITY

| PLACE | NAME | COUNTRY | DATE of BIRTH | LANE | RESULT | REACTION | F _n |
|-------|---------------------------|---------|---------------|------|---------------------|----------|----------------|
| 1 | Rushell CLAYTON | JAM | 18 Oct 92 | 7 | 55.23 | Q | 0.176 |
| 2 | Sage WATSON | CAN | 20 Jun 94 | 9 | 55.57 | Q | 0.173 |
| 3 | Meghan BEESLEY | GBR | 15 Nov 89 | 3 | 55.97 (.965) | Q | 0.166 |
| 4 | Sarah CARLI | AUS | 5 Sep 94 | 4 | 56.37 (.367) | Q | 0.243 |
| 5 | Linda OLIVIERI | ITA | 14 Jul 98 | 6 | 56.82 | | 0.148 |
| 6 | Zenéy VAN DER WALT | RSA | 22 May 00 | 8 | 57.11 | | 0.182 |
| 7 | Tia-Adana BELLE | BAR | 15 Jun 96 | 2 | 57.37 | | 0.177 |
| 8 | Lamiaie LHABZ | MAR | 19 May 84 | 5 | 58.44 | | 0.227 |

ALL-TIME TOP LIST

SEASON TOP LIST

| RESULT | NAME | VENUE | DATE | RESULT | NAME | VENUE | 2019 |
|--------|---------------------------|-------------------------------------|-----------|--------|-------------------------|-----------------------|--------|
| 52.20 | Dalilah MUHAMMAD (USA) | Des Moines, IA (USA) | 28 Jul 19 | 52.20 | Dalilah MUHAMMAD (USA) | Des Moines, IA (USA) | 28 Jul |
| 52.34 | Yuliya PECHONKINA (RUS) | Tula (Arsenal Stadium) | 8 Aug 03 | 52.85 | Sydney MCLAUGHLIN (USA) | Zürich (SUI) | 29 Aug |
| 52.42 | Melaine WALKER (JAM) | Berlin (Olympiastadion) | 20 Aug 09 | 53.11 | Ashley SPENCER (USA) | Des Moines, IA (USA) | 28 Jul |
| 52.47 | Lashinda DEMUS (USA) | Daegu (DS) | 1 Sep 11 | 53.73 | Shamier LITTLE (USA) | Lausanne (Pontaise) | 5 Jul |
| 52.61 | Kim BATTEN (USA) | Göteborg (Ullevi Stadium) | 11 Aug 95 | 54.11 | Zuzana HEJNOVÁ (CZE) | Lausanne (Pontaise) | 5 Jul |
| 52.62 | Tonja BUFORD-BAILEY (USA) | Göteborg (Ullevi Stadium) | 11 Aug 95 | 54.16 | Rushell CLAYTON (JAM) | London (GBR) | 21 Jul |
| 52.70 | Natalya ANTYUKH (RUS) | London (Olympic Stadium) | 8 Aug 12 | 54.18 | Tia-Adana BELLE (BAR) | Gainesville, FL (USA) | 28 Mar |
| 52.74 | Sally GUNNELL (GBR) | tuttgart (Gottlieb-Daimler Stadion) | 19 Aug 93 | 54.64 | Anna RYZHYKOVA (UKR) | London (GBR) | 21 Jul |
| 52.75 | Shamier LITTLE (USA) | Sacramento (Hornet Stadium), CA | 25 Jun 17 | 54.70 | Janieve RUSSELL (JAM) | Monaco (MON) | 12 Jul |
| 52.75 | Sydney MCLAUGHLIN (USA) | Knoxville (USA) | 13 May 18 | 54.72 | Amalie IUEL (NOR) | Doha | 1 Oct |

RESULTS

High Jump Women - Final



| RECORDS | RESULT | NAME | COUNTRY | AGE | VENUE | DATE |
|--------------------------------|--------|---------------------------|---------|-------------------------|------------------------|-----------------------|
| World Record WR | 2.09 | Stefka KOSTADINOVA | BUL | 22 | Roma (Stadio Olimpico) | 30 Aug 1987 |
| Championships Record CR | 2.09 | Stefka KOSTADINOVA | BUL | 22 | Roma (Stadio Olimpico) | 30 Aug 1987 |
| World Leading WL | 2.06 | Mariya LASITSKENE | ANA | 26 | Ostrava (CZE) | 20 Jun 2019 |
| Area Record AR | | National Record NR | | Personal Best PB | | Season Best SB |

30 September 2019 20:30 START TIME 27° C 73 %
TEMPERATURE HUMIDITY
22:32 END TIME 27° C 73 %

| PLACE | NAME | COUNTRY | DATE of BIRTH | ORDER | RESULT | 1.84 | 1.89 | 1.93 | 1.96 | 1.98 | 2.00 | 2.02 | 2.04 | 2.08 |
|-------|---------------------|---------|---------------|-------|--------------------------|------|------|------|------|------|------|------|------|------|
| 1 | Mariya LASITSKENE | ANA | 14 Jan 93 | 5 | 2.04 | 0 | 0 | 0 | 0 | 0 | 0 | 0 | 0 | XXX |
| 2 | Yaroslava MAHUCHIKH | UKR | 19 Sep 01 | 11 | 2.04 WU20R | 0 | XO | 0 | XO | 0 | XXO | 0 | XXO | r |
| 3 | Vashti CUNNINGHAM | USA | 18 Jan 98 | 7 | 2.00 PB | 0 | 0 | 0 | 0 | 0 | 0 | XXX | | |
| 4 | Yuliya LEVCHENKO | UKR | 28 Nov 97 | 4 | 2.00 | 0 | 0 | 0 | 0 | 0 | XXO | XXX | | |
| 5 | Kamila LIĆWINKO | POL | 22 Mar 86 | 9 | 1.98 SB | XO | 0 | XO | XXO | XO | XXX | | | |
| 6 | Karyna DEMIDIK | BLR | 10 Feb 99 | 1 | 1.96 | 0 | 0 | 0 | XO | XX- | X | | | |
| 7 | Ana ŠIMIĆ | CRO | 5 May 90 | 3 | 1.93 | 0 | 0 | 0 | XXX | | | | | |
| 8 | Tynita BUTTS | USA | 10 Jun 90 | 8 | 1.93 PB | 0 | XXO | XO | XXX | | | | | |
| 9 | Imke ONNEN | GER | 17 Aug 94 | 10 | 1.89 | XO | 0 | XXX | | | | | | |
| 10 | Mirela DEMIREVA | BUL | 28 Sep 89 | 12 | 1.89 | 0 | XO | XXX | | | | | | |
| 11 | Claire ORCEL | BEL | 2 Dec 97 | 6 | 1.89 | 0 | XXO | XXX | | | | | | |
| 12 | Svetlana RADZIVIL | UZB | 17 Jan 87 | 2 | 1.89 | XO | XXO | XXX | | | | | | |

| ALL-TIME TOP LIST | | | | SEASON TOP LIST | | | |
|-------------------|--------------------------|-------------------------------------|-----------|-----------------|---------------------------|--------------------------------------|--------|
| RESULT | NAME | VENUE | DATE | RESULT | NAME | VENUE | 2019 |
| 2.09 | Stefka KOSTADINOVA (BUL) | Roma (Stadio Olimpico) | 30 Aug 87 | 2.06 | Mariya LASITSKENE (ANA) | Ostrava (CZE) | 20 Jun |
| 2.08 | Blanka VLAŠIĆ (CRO) | Zagreb | 31 Aug 09 | 2.04 | Yaroslava MAHUCHIKH (UKR) | Doha | 30 Sep |
| 2.07 | Lyudmila ANDONOVA (BUL) | Berlin | 20 Jul 84 | 2.02 | Nafissatou THIAM (BEL) | Talence (FRA) | 22 Jun |
| 2.07 | Anna CHICHEROVA (RUS) | Cheboksary | 22 Jul 11 | 2.02 | Yuliya LEVCHENKO (UKR) | no National Olympic Stadium, Minsk (| 10 Sep |
| 2.06 | Kajsa BERGQVIST (SWE) | Eberstadt | 26 Jul 03 | 2.00 | Anna CHICHEROVA (RUS) | Moskva (RUS) | 11 Jun |
| 2.06 | Hestrie CLOETE (RSA) | Paris Saint-Denis (Stade de France) | 31 Aug 03 | 2.00 | Vashti CUNNINGHAM (USA) | Palo Alto, CA (USA) | 30 Jun |
| 2.06 | Yelena SLESARENKO (RUS) | Athina (Olympic Stadium) | 28 Aug 04 | 2.00 | Karyna DEMIDIK (BLR) | Lausanne (Pontaise) | 5 Jul |
| 2.06 | Ariane FRIEDRICH (GER) | Berlin (Olympiastadion) | 14 Jun 09 | 1.99 | Iryna GERASHCHENKO (UKR) | Rehlingen (GER) | 9 Jun |
| 2.06 | Mariya LASITSKENE (ANA) | Lausanne (Pontaise) | 6 Jul 17 | 1.98 | Kamila LIĆWINKO (POL) | Doha | 30 Sep |
| 2.05 | Tamara BYKOVA (URS) | Kyiv | 22 Jun 84 | 1.97 | Mirela DEMIREVA (BUL) | Lausanne (Pontaise) | 5 Jul |
| 2.05 | Heike HENKEL (GER) | Tokyo (Olympic Stadium) | 31 Aug 91 | | | | |
| 2.05 | Inga BABAKOVA (UKR) | Tokyo | 15 Sep 95 | | | | |
| 2.05 | Tia HELLEBAUT (BEL) | Beijing (National Stadium) | 23 Aug 08 | | | | |
| 2.05 | Chaunté LOWE (USA) | Des Moines (Drake Stadium), IA | 26 Jun 10 | | | | |

SUMMARY



High Jump Women - Qualification

With qualifying standard of 1.94 (Q) or at least the 12 best performers (q) advance to the Final

| RECORDS | RESULT | NAME | COUNTRY | AGE | VENUE | DATE |
|--------------------------------|--------|---------------------------|---------|-------------------------|------------------------|-----------------------|
| World Record WR | 2.09 | Stefka KOSTADINOVA | BUL | 22 | Roma (Stadio Olimpico) | 30 Aug 1987 |
| Championships Record CR | 2.09 | Stefka KOSTADINOVA | BUL | 22 | Roma (Stadio Olimpico) | 30 Aug 1987 |
| World Leading WL | 2.06 | Mariya LASITSKENE | ANA | 26 | Ostrava (CZE) | 20 Jun 2019 |
| Area Record AR | | National Record NR | | Personal Best PB | | Season Best SB |

27 September 2019

| RANK | PLACE | GROUP | BIB | NAME | COUNTRY | DATE of BIRTH | RESULT | |
|------|-------|-------|-----|-------------------------|---------|---------------|--------|-------------|
| 1 | 1 | B | | Karyna DEMIDIK | BLR | 10 Feb 99 | 1.94 | Q |
| 1 | 1 | A | | Vashti CUNNINGHAM | USA | 18 Jan 98 | 1.94 | Q |
| 3 | 2 | A | | Mariya LASITSKENE | ANA | 14 Jan 93 | 1.94 | Q |
| 4 | 3 | A | | Imke ONNEN | GER | 17 Aug 94 | 1.94 | Q |
| 4 | 3 | A | | Yaroslava MAHUCHIKH | UKR | 19 Sep 01 | 1.94 | Q |
| 6 | 5 | A | | Mirela DEMIREVA | BUL | 28 Sep 89 | 1.94 | Q |
| 7 | 2 | B | | Kamila LIĆWINKO | POL | 22 Mar 86 | 1.94 | Q |
| 8 | 3 | B | | Svetlana RADZIVIL | UZB | 17 Jan 87 | 1.94 | Q SB |
| 9 | 4 | B | | Yuliya LEVCHENKO | UKR | 28 Nov 97 | 1.92 | q |
| 9 | 6 | A | | Tynita BUTTS | USA | 10 Jun 90 | 1.92 | q PB |
| 11 | 7 | A | | Claire ORCEL | BEL | 2 Dec 97 | 1.92 | q |
| 12 | 8 | A | | Ana ŠIMIĆ | CRO | 5 May 90 | 1.92 | q |
| 13 | 5 | B | | Levern SPENCER | LCA | 23 Jun 84 | 1.92 | |
| 14 | 9 | A | | Alessia TROST | ITA | 8 Mar 93 | 1.92 | |
| 15 | 6 | B | | Nicola MCDERMOTT | AUS | 28 Dec 96 | 1.89 | |
| 16 | 10 | A | | Maruša ČERNJUL | SLO | 30 Jun 92 | 1.89 | |
| 17 | 7 | B | | Elena VALLORTIGARA | ITA | 21 Sep 91 | 1.89 | |
| 18 | 8 | B | | Erika KINSEY | SWE | 10 Mar 88 | 1.85 | |
| 18 | 8 | B | | Inika MCPHERSON | USA | 29 Sep 86 | 1.85 | |
| 18 | 11 | A | | Marija VUKOVIĆ | MNE | 21 Jan 92 | 1.85 | |
| 18 | 11 | A | | Morgan LAKE | GBR | 12 May 97 | 1.85 | |
| 22 | 10 | B | | Airiné PALŠYTĖ | LTU | 13 Jul 92 | 1.85 | |
| 23 | 11 | B | | Iryna GERASHCHENKO | UKR | 10 Mar 95 | 1.85 | |
| 24 | 12 | B | | María Fernanda MURILLO | COL | 21 Jan 99 | 1.85 | |
| 24 | 13 | A | | Daniela STANCIU | ROU | 15 Oct 87 | 1.85 | |
| 26 | 14 | A | | Nadiya DUSANOVA | UZB | 17 Nov 87 | 1.80 | |
| 27 | 13 | B | | Christina HONSEL | GER | 7 Jul 97 | 1.80 | |
| 28 | 14 | B | | Ella JUNNILA | FIN | 6 Dec 98 | 1.80 | |
| 29 | 15 | A | | Alysha BURNETT | AUS | 4 Jan 97 | 1.70 | |
| 29 | 15 | B | | Erika Nonhlanhla SEYAMA | SWZ | 19 Jan 94 | 1.70 | |

SUMMARY
High Jump Women - Qualification

27 September 2019

| RANK | PLACE | GROUP | BIB | NAME | COUNTRY | DATE of BIRTH | RESULT |
|--------------------------|----------------------------------|-------|--------------------------------------|-----------|---------|---------------|--------|
| ALL-TIME TOP LIST | | | | | | | |
| RESULT | NAME | | VENUE | DATE | | | |
| 2.09 | Stefka KOSTADINOVA (BUL) | | Roma (Stadio Olimpico) | 30 Aug 87 | | | |
| 2.08 | Blanka VLAŠIĆ (CRO) | | Zagreb | 31 Aug 09 | | | |
| 2.07 | Lyudmila ANDONOVA (BUL) | | Berlin | 20 Jul 84 | | | |
| 2.07 | Anna CHICHEROVA (RUS) | | Cheboksary | 22 Jul 11 | | | |
| 2.06 | Kajsa BERGQVIST (SWE) | | Eberstadt | 26 Jul 03 | | | |
| 2.06 | Hestrie CLOETE (RSA) | | Paris Saint-Denis (Stade de France) | 31 Aug 03 | | | |
| 2.06 | Yelena SLESARENKO (RUS) | | Athína (Olympic Stadium) | 28 Aug 04 | | | |
| 2.06 | Ariane FRIEDRICH (GER) | | Berlin (Olympiastadion) | 14 Jun 09 | | | |
| 2.06 | Mariya LASITSKENE (ANA) | | Lausanne (Pontaise) | 6 Jul 17 | | | |
| 2.05 | Tamara BYKOVA (URS) | | Kyiv | 22 Jun 84 | | | |
| 2.05 | Heike HENKEL (GER) | | Tokyo (Olympic Stadium) | 31 Aug 91 | | | |
| 2.05 | Inqa BABAKOVA (UKR) | | Tokyo | 15 Sep 95 | | | |
| 2.05 | Tia HELLEBAUT (BEL) | | Beijing (National Stadium) | 23 Aug 08 | | | |
| 2.05 | Chaunté LOWE (USA) | | Des Moines (Drake Stadium), IA | 26 Jun 10 | | | |
| SEASON TOP LIST | | | | | | | |
| RESULT | NAME | | VENUE | 2019 | | | |
| 2.06 | Mariya LASITSKENE (ANA) | | Ostrava (CZE) | 20 Jun | | | |
| 2.02 | Nafissatou THIAM (BEL) | | Talence (FRA) | 22 Jun | | | |
| 2.02 | Yuliya LEVCHENKO (UKR) | | no National Olympic Stadium, Minsk (| 10 Sep | | | |
| 2.00 | Anna CHICHEROVA (RUS) | | Moskva (RUS) | 11 Jun | | | |
| 2.00 | Yaroslava MAHUCHIKH (UKR) | | Palo Alto, CA (USA) | 30 Jun | | | |
| 2.00 | Vashti CUNNINGHAM (USA) | | Palo Alto, CA (USA) | 30 Jun | | | |
| 2.00 | Karyna DEMIDIK (BLR) | | Lausanne (Pontaise) | 5 Jul | | | |
| 1.99 | Iryna GERASHCHENKO (UKR) | | Rehlingen (GER) | 9 Jun | | | |
| 1.97 | Mirela DEMIREVA (BUL) | | Lausanne (Pontaise) | 5 Jul | | | |
| 1.96 | Erika KINSEY (SWE) | | Hengelo (NED) | 9 Jun | | | |
| 1.96 | Nicola MCDERMOTT (AUS) | | Ostrava (CZE) | 20 Jun | | | |
| 1.96 | Marie-Laurence JUNGFLAISCH (GER) | | Bühl (GER) | 19 Jul | | | |
| 1.96 | Daniela STANCIU (ROU) | | Pitesti (ROU) | 31 Jul | | | |

RESULTS



High Jump Women - Qualification

With qualifying standard of 1.94 (Q) or at least the 12 best performers (q) advance to the Final

| RECORDS | RESULT NAME | COUNTRY | AGE | VENUE | DATE |
|--------------------------------|--------------------------------|-------------------------|-----------------------|------------------------|-------------|
| World Record WR | 2.09 Stefka KOSTADINOVA | BUL | 22 | Roma (Stadio Olimpico) | 30 Aug 1987 |
| Championships Record CR | 2.09 Stefka KOSTADINOVA | BUL | 22 | Roma (Stadio Olimpico) | 30 Aug 1987 |
| World Leading WL | 2.06 Mariya LASITSKENE | ANA | 26 | Ostrava (CZE) | 20 Jun 2019 |
| Area Record AR | National Record NR | Personal Best PB | Season Best SB | | |

Group A 27 September 2019 18:42 START TIME 25° C TEMPERATURE 67% HUMIDITY
20:19 END TIME 25° C 67%

| PLACE | NAME | COUNTRY | DATE of BIRTH | ORDER | RESULT | 1.70 | 1.80 | 1.85 | 1.89 | 1.92 | 1.94 | | | | |
|-------|---------------------|---------|---------------|-------|-------------------------|------|------|------|------|------|------|--|--|--|--|
| 1 | Vashti CUNNINGHAM | USA | 18 Jan 98 | 2 | 1.94 Q | - | - | 0 | 0 | 0 | 0 | | | | |
| 2 | Mariya LASITSKENE | ANA | 14 Jan 93 | 8 | 1.94 Q | - | - | 0 | XO | 0 | 0 | | | | |
| 3 | Yaroslava MAHUCHIKH | UKR | 19 Sep 01 | 9 | 1.94 Q | - | 0 | XO | 0 | XO | 0 | | | | |
| 3 | Imke ONNEN | GER | 17 Aug 94 | 15 | 1.94 Q | - | 0 | 0 | 0 | XXO | 0 | | | | |
| 5 | Mirela DEMIREVA | BUL | 28 Sep 89 | 7 | 1.94 Q | - | - | 0 | 0 | XXO | XO | | | | |
| 6 | Tynita BUTTS | USA | 10 Jun 90 | 10 | 1.92 q PB | - | 0 | 0 | 0 | 0 | XXX | | | | |
| 7 | Claire ORCEL | BEL | 2 Dec 97 | 14 | 1.92 q | - | 0 | 0 | XO | 0 | XXX | | | | |
| 8 | Ana ŠIMIĆ | CRO | 5 May 90 | 4 | 1.92 q | - | 0 | 0 | 0 | XO | XXX | | | | |
| 9 | Alessia TROST | ITA | 8 Mar 93 | 5 | 1.92 | - | 0 | 0 | 0 | XXO | XXX | | | | |
| 10 | Maruša ČERNJUL | SLO | 30 Jun 92 | 1 | 1.89 | - | XO | 0 | 0 | XXX | | | | | |
| 11 | Morgan LAKE | GBR | 12 May 97 | 13 | 1.85 | - | 0 | 0 | XXX | | | | | | |
| 11 | Marija VUKOVIĆ | MNE | 21 Jan 92 | 12 | 1.85 | - | 0 | 0 | XXX | | | | | | |
| 13 | Daniela STANCIU | ROU | 15 Oct 87 | 11 | 1.85 | 0 | 0 | XXO | XXX | | | | | | |
| 14 | Nadiya DUSANOVA | UZB | 17 Nov 87 | 6 | 1.80 | 0 | 0 | XXX | | | | | | | |
| 15 | Alysha BURNETT | AUS | 4 Jan 97 | 3 | 1.70 | XO | XXX | | | | | | | | |

RESULTS
High Jump Women - Qualification

Group B

27 September 2019 18:42 START TIME 25° C 67 %
20:12 END TIME TEMPERATURE HUMIDITY
25° C 67 %

| PLACE | NAME | COUNTRY | DATE of BIRTH | ORDER | RESULT | 1.70 | 1.80 | 1.85 | 1.89 | 1.92 | 1.94 | | | | |
|-------|-------------------------|---------|---------------|-------|--|------|------|------|------|------|------|--|--|--|--|
| 1 | Karyna DEMIDIK | BLR | 10 Feb 99 | 4 | 1.94 Q | - | 0 | 0 | 0 | 0 | 0 | | | | |
| 2 | Kamila LIĆWINKO | POL | 22 Mar 86 | 5 | 1.94 Q | - | - | 0 | 0 | XO | XXO | | | | |
| 3 | Svetlana RADZIVIL | UZB | 17 Jan 87 | 7 | 1.94 Q SB | - | 0 | XXO | 0 | XXO | XXO | | | | |
| 4 | Yuliya LEVCHENKO | UKR | 28 Nov 97 | 1 | 1.92 q | - | 0 | 0 | 0 | 0 | - | | | | |
| 5 | Levern SPENCER | LCA | 23 Jun 84 | 12 | 1.92 | - | XO | 0 | XXO | XO | XXX | | | | |
| 6 | Nicola MCDERMOTT | AUS | 28 Dec 96 | 3 | 1.89 | - | 0 | 0 | 0 | XXX | | | | | |
| 7 | Elena VALLORTIGARA | ITA | 21 Sep 91 | 15 | 1.89 | 0 | 0 | 0 | XO | XXX | | | | | |
| 8 | Erika KINSEY | SWE | 10 Mar 88 | 14 | 1.85 | - | 0 | 0 | XXX | | | | | | |
| 8 | Inika MCPHERSON | USA | 29 Sep 86 | 8 | 1.85 | - | - | 0 | XXX | | | | | | |
| 10 | Airiné PALŠYTĒ | LTU | 13 Jul 92 | 2 | 1.85 | - | XO | 0 | XXX | | | | | | |
| 11 | Iryna GERASHCHENKO | UKR | 10 Mar 95 | 11 | 1.85 | - | 0 | XO | XXX | | | | | | |
| 12 | María Fernanda MURILLO | COL | 21 Jan 99 | 6 | 1.85 | - | 0 | XXO | XXX | | | | | | |
| 13 | Christina HONSEL | GER | 7 Jul 97 | 10 | 1.80 | 0 | XO | XXX | | | | | | | |
| 14 | Ella JUNNILA | FIN | 6 Dec 98 | 13 | 1.80 | XO | XO | XXX | | | | | | | |
| 15 | Erika Nonhlanhla SEYAMA | SWZ | 19 Jan 94 | 9 | 1.70 | XO | XXX | | | | | | | | |

| ALL-TIME TOP LIST | | | | SEASON TOP LIST | | | |
|-------------------|--------------------------|-------------------------------------|-----------|-----------------|----------------------------------|--------------------------------------|--------|
| RESULT | NAME | VENUE | DATE | RESULT | NAME | VENUE | 2019 |
| 2.09 | Stefka KOSTADINOVA (BUL) | Roma (Stadio Olimpico) | 30 Aug 87 | 2.06 | Mariya LASITSKENE (ANA) | Ostrava (CZE) | 20 Jun |
| 2.08 | Blanka VLAŠIĆ (CRO) | Zagreb | 31 Aug 09 | 2.02 | Nafissatou THIAM (BEL) | Talence (FRA) | 22 Jun |
| 2.07 | Lyudmila ANDONOVA (BUL) | Berlin | 20 Jul 84 | 2.02 | Yuliya LEVCHENKO (UKR) | no National Olympic Stadium, Minsk (| 10 Sep |
| 2.07 | Anna CHICHEROVA (RUS) | Cheboksary | 22 Jul 11 | 2.00 | Anna CHICHEROVA (RUS) | Moskva (RUS) | 11 Jun |
| 2.06 | Kajsa BERGQVIST (SWE) | Eberstadt | 26 Jul 03 | 2.00 | Yaroslava MAHUCHIKH (UKR) | Palo Alto, CA (USA) | 30 Jun |
| 2.06 | Hestrie CLOETE (RSA) | Paris Saint-Denis (Stade de France) | 31 Aug 03 | 2.00 | Vashti CUNNINGHAM (USA) | Palo Alto, CA (USA) | 30 Jun |
| 2.06 | Yelena SLESARENKO (RUS) | Athína (Olympic Stadium) | 28 Aug 04 | 2.00 | Karyna DEMIDIK (BLR) | Lausanne (Pontaise) | 5 Jul |
| 2.06 | Ariane FRIEDRICH (GER) | Berlin (Olympiastadion) | 14 Jun 09 | 1.99 | Iryna GERASHCHENKO (UKR) | Rehlingen (GER) | 9 Jun |
| 2.06 | Mariya LASITSKENE (ANA) | Lausanne (Pontaise) | 6 Jul 17 | 1.97 | Mirela DEMIREVA (BUL) | Lausanne (Pontaise) | 5 Jul |
| 2.05 | Tamara BYKOVA (URS) | Kyiv | 22 Jun 84 | 1.96 | Erika KINSEY (SWE) | Hengelo (NED) | 9 Jun |
| 2.05 | Heike HENKEL (GER) | Tokyo (Olympic Stadium) | 31 Aug 91 | 1.96 | Nicola MCDERMOTT (AUS) | Ostrava (CZE) | 20 Jun |
| 2.05 | Inga BABAKOVA (UKR) | Tokyo | 15 Sep 95 | 1.96 | Marie-Laurence JUNGFLAISCH (GER) | Bühl (GER) | 19 Jul |
| 2.05 | Tia HELLEBAUT (BEL) | Beijing (National Stadium) | 23 Aug 08 | 1.96 | Daniela STANCIU (ROU) | Pitesti (ROU) | 31 Jul |
| 2.05 | Chaunté LOWE (USA) | Des Moines (Drake Stadium), IA | 26 Jun 10 | | | | |

RESULTS

Pole Vault Women - Final



| RECORDS | RESULT NAME | COUNTRY | AGE | VENUE | DATE |
|--------------------------------|--------------------------------|-------------------------|-----------------------|----------------------------|-------------|
| World Record WR | 5.06 Yelena ISINBAEVA | RUS | 27 | Zürich (Letzigrund) | 28 Aug 2009 |
| Championships Record CR | 5.01 Yelena ISINBAEVA | RUS | 23 | Helsinki (Olympic Stadium) | 12 Aug 2005 |
| World Leading WL | 4.95 Anzhelika SIDOROVA | ANA | 28 | Doha | 29 Sep 2019 |
| Area Record AR | National Record NR | Personal Best PB | Season Best SB | | |

29 September 2019 20:06 START TIME 24° C 71 %
TEMPERATURE HUMIDITY
22:37 END TIME 24° C 71 %

| PLACE | NAME | COUNTRY | DATE of BIRTH | ORDER | RESULT | 4.50 | 4.70 | 4.80 | 4.85 | 4.90 | 4.95 | | | | | | |
|-------|------------------------|---------|---------------|-------|-----------------------|------|------|------|------|------|------|--|--|--|--|--|--|
| 1 | Anzhelika SIDOROVA | ANA | 28 Jun 91 | 17 | 4.95 WL | 0 | 0 | 0 | 0 | 0 | XX0 | | | | | | |
| 2 | Sandi MORRIS | USA | 8 Jul 92 | 14 | 4.90 SB | 0 | 0 | 0 | 0 | 0 | XXX | | | | | | |
| 3 | Katerina STEFANIDI | GRE | 4 Feb 90 | 7 | 4.85 SB | 0 | 0 | XO | XO | X- | XX | | | | | | |
| 4 | Holly BRADSHAW | GBR | 2 Nov 91 | 6 | 4.80 | 0 | 0 | XO | XX- | X | | | | | | | |
| 5 | Alysha NEWMAN | CAN | 29 Jun 94 | 15 | 4.80 | XO | 0 | XO | XXX | | | | | | | | |
| 6 | Angelica BENGTTSSON | SWE | 8 Jul 93 | 16 | 4.80 NR | 0 | XX0 | XX0 | XXX | | | | | | | | |
| 7 | Iryna ZHUK | BLR | 26 Jan 93 | 3 | 4.70 NR | 0 | 0 | XX- | X | | | | | | | | |
| 7 | Katie NAGEOTTE | USA | 13 Jun 91 | 9 | 4.70 | 0 | 0 | XXX | | | | | | | | | |
| 7 | Robeilys PEINADO | VEN | 26 Nov 97 | 12 | 4.70 NR | 0 | 0 | XXX | | | | | | | | | |
| 7 | Jennifer SUHR | USA | 5 Feb 82 | 5 | 4.70 | - | 0 | XXX | | | | | | | | | |
| 11 | Yarisley SILVA | CUB | 1 Jun 87 | 11 | 4.70 | XX0 | 0 | XXX | | | | | | | | | |
| 12 | Ninon GUILLON-ROMARIN | FRA | 15 Apr 95 | 4 | 4.70 | 0 | XO | XXX | | | | | | | | | |
| 13 | Ling LI | CHN | 6 Jul 89 | 10 | 4.50 | 0 | X- | XX | | | | | | | | | |
| 13 | Nikoleta KIRIAKOPOULOU | GRE | 21 Mar 86 | 2 | 4.50 | 0 | XXX | | | | | | | | | | |
| 13 | Angelica MOSER | SUI | 9 Oct 97 | 8 | 4.50 | 0 | XXX | | | | | | | | | | |
| 13 | Tina ŠUTEJ | SLO | 7 Nov 88 | 13 | 4.50 | 0 | XXX | | | | | | | | | | |
| 17 | Lisa RYZIH | GER | 27 Sep 88 | 1 | 4.50 | XO | XXX | | | | | | | | | | |

| ALL-TIME TOP LIST | | | | SEASON TOP LIST | | | |
|-------------------|------------------------------|---------------------------------|-----------|-----------------|---------------------------|-----------------------------|--------|
| RESULT | NAME | VENUE | DATE | RESULT | NAME | VENUE | 2019 |
| 5.06 | Yelena ISINBAEVA (RUS) | Zürich (Letzigrund) | 28 Aug 09 | 4.95 | Anzhelika SIDOROVA (ANA) | Doha | 29 Sep |
| 5.00 | Sandi MORRIS (USA) | Bruxelles (Boudewijnstadion) | 9 Sep 16 | 4.91 | Jennifer SUHR (USA) | Austin, TX (USA) | 30 Mar |
| 4.95 | Anzhelika SIDOROVA (ANA) | Doha | 29 Sep 19 | 4.90 | Sandi MORRIS (USA) | Doha | 29 Sep |
| 4.94 | Eliza MCCARTNEY (NZL) | Jockgrim (GER) | 17 Jul 18 | 4.85 | Eliza MCCARTNEY (NZL) | Hastings (NZL) | 26 Jan |
| 4.93 | Jennifer SUHR (USA) | Austin, TX (USA) | 14 Apr 18 | 4.85 | Katerina STEFANIDI (GRE) | Doha | 29 Sep |
| 4.91 | Yarisley SILVA (CUB) | Beckum (Jahnstadion) | 2 Aug 15 | 4.82 | Katie NAGEOTTE (USA) | Lausanne (SUI) | 4 Jul |
| 4.91 | Katerina STEFANIDI (GRE) | London (Olympic Stadium) | 6 Aug 17 | 4.82 | Alysha NEWMAN (CAN) | Stade Charléty, Paris (FRA) | 24 Aug |
| 4.88 | Svetlana FEOFANOVA (RUS) | Iráklio | 4 Jul 04 | 4.80 | Holly BRADSHAW (GBR) | Doha | 29 Sep |
| 4.87 | Fabiana MURER (BRA) | Bernardo do Campo (Arena Caixa) | 3 Jul 16 | 4.80 | Angelica BENGTTSSON (SWE) | Doha | 29 Sep |
| 4.83 | Stacy DRAGILA (USA) | Ostrava | 8 Jun 04 | 4.75 | Yarisley SILVA (CUB) | Lima (PER) | 8 Aug |
| 4.83 | Anna ROGOWSKA (POL) | Bruxelles (Boudewijnstadion) | 26 Aug 05 | | | | |
| 4.83 | Nikoleta KIRIAKOPOULOU (GRE) | enis (Stade de France) | 4 Jul 15 | | | | |



SUMMARY



Pole Vault Women - Qualification

With qualifying standard of 4.60 (Q) or at least the 12 best performers (q) advance to the Final

| RECORDS | RESULT | NAME | COUNTRY | AGE | VENUE | DATE |
|--------------------------------|--------|---------------------------|---------|-------------------------|----------------------------|-----------------------|
| World Record WR | 5.06 | Yelena ISINBAEVA | RUS | 27 | Zürich (Letzigrund) | 28 Aug 2009 |
| Championships Record CR | 5.01 | Yelena ISINBAEVA | RUS | 23 | Helsinki (Olympic Stadium) | 12 Aug 2005 |
| World Leading WL | 4.91 | Jennifer SUHR | USA | 37 | Austin, TX (USA) | 30 Mar 2019 |
| Area Record AR | | National Record NR | | Personal Best PB | | Season Best SB |

27 September 2019

| RANK | PLACE | GROUP | BIB | NAME | COUNTRY | DATE of BIRTH | RESULT |
|------|-------|-------|-----|------------------------|---------|---------------|----------------|
| 1 | 1 | A | | Alysha NEWMAN | CAN | 29 Jun 94 | 4.60 Q |
| 1 | 1 | A | | Anzhelika SIDOROVA | ANA | 28 Jun 91 | 4.60 Q |
| 1 | 1 | A | | Holly BRADSHAW | GBR | 2 Nov 91 | 4.60 Q |
| 1 | 1 | A | | Iryna ZHUK | BLR | 26 Jan 93 | 4.60 Q |
| 1 | 1 | B | | Katerina STEFANIDI | GRE | 4 Feb 90 | 4.60 Q |
| 1 | 1 | A | | Katie NAGEOTTE | USA | 13 Jun 91 | 4.60 Q |
| 1 | 1 | B | | Sandi MORRIS | USA | 8 Jul 92 | 4.60 Q |
| 8 | 3 | B | | Yarisley SILVA | CUB | 1 Jun 87 | 4.60 Q |
| 8 | 6 | A | | Nikoleta KIRIAKOPOULOU | GRE | 21 Mar 86 | 4.60 Q |
| 10 | 7 | A | | Ling LI | CHN | 6 Jul 89 | 4.60 Q |
| 11 | 4 | B | | Jennifer SUHR | USA | 5 Feb 82 | 4.60 Q |
| 11 | 4 | B | | Robeilys PEINADO | VEN | 26 Nov 97 | 4.60 Q |
| 11 | 8 | A | | Angelica MOSER | SUI | 9 Oct 97 | 4.60 Q |
| 14 | 9 | A | | Lisa RYZIH | GER | 27 Sep 88 | 4.60 Q |
| 15 | 6 | B | | Angelica BENGTTSSON | SWE | 8 Jul 93 | 4.60 Q |
| 16 | 7 | B | | Ninon GUILLON-ROMARIN | FRA | 15 Apr 95 | 4.60 Q |
| 17 | 8 | B | | Tina ŠUTEJ | SLO | 7 Nov 88 | 4.60 Q |
| 18 | 9 | B | | Nicole BÜCHLER | SUI | 17 Dec 83 | 4.55 SB |
| 19 | 10 | B | | Huiqin XU | CHN | 4 Sep 93 | 4.50 |
| 20 | 10 | A | | Fanny SMETS | BEL | 21 Apr 86 | 4.50 |
| 21 | 11 | A | | Maryna KYLYPKO | UKR | 10 Nov 95 | 4.50 |
| 22 | 11 | B | | Kelsie AHBE | CAN | 6 Jul 91 | 4.35 |
| 22 | 12 | A | | Romana MALÁČOVÁ | CZE | 15 May 87 | 4.35 |
| 22 | 12 | A | | Wilma MURTO | FIN | 11 Jun 98 | 4.35 |
| 25 | 12 | B | | Lene Onsrud RETZIUS | NOR | 4 Jan 96 | 4.35 |
| 25 | 14 | A | | Michaela MEIJER | SWE | 30 Jul 93 | 4.35 |
| 27 | 13 | B | | Alyona LUTKOVSKAYA | ANA | 15 Mar 96 | 4.35 |
| 28 | 14 | B | | Elizaveta PARNOVA | AUS | 9 May 94 | 4.35 |
| 29 | 15 | B | | Irina IVANOVA | ANA | 19 Apr 96 | 4.35 |
| 29 | 15 | A | | Roberta BRUNI | ITA | 8 Mar 94 | 4.35 |
| 31 | 16 | A | | Killiana HEYMANS | NED | 24 Jan 97 | 4.20 |
| | | B | | Katharina BAUER | GER | 12 Jun 90 | NM |

SUMMARY
Pole Vault Women - Qualification

27 September 2019

| RANK | PLACE | GROUP | BIB | NAME | COUNTRY | DATE of BIRTH | RESULT |
|--------------------------|------------------------------|-------------------------------------|-----------|------|---------|---------------|--------|
| ALL-TIME TOP LIST | | | | | | | |
| RESULT | NAME | VENUE | DATE | | | | |
| 5.06 | Yelena ISINBAEVA (RUS) | Zürich (Letzigrund) | 28 Aug 09 | | | | |
| 5.00 | Sandi MORRIS (USA) | Bruxelles (Boudewijnstadion) | 9 Sep 16 | | | | |
| 4.94 | Eliza MCCARTNEY (NZL) | Jockgrim (GER) | 17 Jul 18 | | | | |
| 4.93 | Jennifer SUHR (USA) | Austin, TX (USA) | 14 Apr 18 | | | | |
| 4.91 | Yarisley SILVA (CUB) | Beckum (Jahnstadion) | 2 Aug 15 | | | | |
| 4.91 | Katerina STEFANIDI (GRE) | London (Olympic Stadium) | 6 Aug 17 | | | | |
| 4.88 | Svetlana FEOFANOVA (RUS) | Iràktio | 4 Jul 04 | | | | |
| 4.87 | Fabiana MURER (BRA) | Bernardo do Campo (Arena Caixa) | 3 Jul 16 | | | | |
| 4.86 | Anzhelika SIDOROVA (ANA) | Cheboksary (RUS) | 25 Jul 19 | | | | |
| 4.83 | Stacy DRAGILA (USA) | Ostrava | 8 Jun 04 | | | | |
| 4.83 | Anna ROGOWSKA (POL) | Bruxelles (Boudewijnstadion) | 26 Aug 05 | | | | |
| 4.83 | Nikoleta KIRIAKOPOULOU (GRE) | enis (Stade de France) | 4 Jul 15 | | | | |
| SEASON TOP LIST | | | | | | | |
| RESULT | NAME | VENUE | 2019 | | | | |
| 4.91 | Jennifer SUHR (USA) | Austin, TX (USA) | 30 Mar | | | | |
| 4.86 | Anzhelika SIDOROVA (ANA) | Cheboksary (RUS) | 25 Jul | | | | |
| 4.85 | Eliza MCCARTNEY (NZL) | Hastings (NZL) | 26 Jan | | | | |
| 4.85 | Sandi MORRIS (USA) | Des Moines, IA (USA) | 28 Jul | | | | |
| 4.83 | Katerina STEFANIDI (GRE) | Patra (GRE) | 28 Jul | | | | |
| 4.82 | Katie NAGEOTTE (USA) | Lausanne (SUI) | 4 Jul | | | | |
| 4.82 | Alysha NEWMAN (CAN) | Stade Charléty, Paris (FRA) | 24 Aug | | | | |
| 4.76 | Anjelica BENGTTSSON (SWE) | Roma (ITA) | 6 Jun | | | | |
| 4.75 | Yarisley SILVA (CUB) | Lima (PER) | 8 Aug | | | | |
| 4.73 | Olivia GRUVER (USA) | Palo Alto, CA (USA) | 29 Mar | | | | |
| 4.73 | Holly BRADSHAW (GBR) | Alexander Stadium, Birmingham (GBR) | 25 Aug | | | | |
| 4.73 | Tina ŠUTEJ (SLO) | Velenje (SLO) | 15 Sep | | | | |



RESULTS



Pole Vault Women - Qualification

With qualifying standard of 4.60 (Q) or at least the 12 best performers (q) advance to the Final

WIND READING INFORMATION UPDATED

| RECORDS | RESULT NAME | COUNTRY | AGE | VENUE | DATE |
|--------------------------------|---------------------------|-------------------------|-----------------------|----------------------------|-------------|
| World Record WR | 5.06 Yelena ISINBAEVA | RUS | 27 | Zürich (Letzigrund) | 28 Aug 2009 |
| Championships Record CR | 5.01 Yelena ISINBAEVA | RUS | 23 | Helsinki (Olympic Stadium) | 12 Aug 2005 |
| World Leading WL | 4.91 Jennifer SUHR | USA | 37 | Austin, TX (USA) | 30 Mar 2019 |
| Area Record AR | National Record NR | Personal Best PB | Season Best SB | | |

Group A 27 September 2019 17:32 START TIME 25° C TEMPERATURE 67 % HUMIDITY
19:06 END TIME 25° C 67 %

| PLACE | NAME | COUNTRY | DATE of BIRTH | ORDER | RESULT | 4.20 | 4.35 | 4.50 | 4.55 | 4.60 | | | | | |
|-------|------------------------|---------|---------------|-------|---------------|------|------|------|------|------|--|--|--|--|--|
| 1 | Holly BRADSHAW | GBR | 2 Nov 91 | 9 | 4.60 Q | - | - | - | - | 0 | | | | | |
| 1 | Katie NAGEOTTE | USA | 13 Jun 91 | 8 | 4.60 Q | - | - | 0 | - | 0 | | | | | |
| 1 | Alysha NEWMAN | CAN | 29 Jun 94 | 11 | 4.60 Q | - | 0 | 0 | - | 0 | | | | | |
| 1 | Anzhelika SIDOROVA | ANA | 28 Jun 91 | 10 | 4.60 Q | - | - | - | - | 0 | | | | | |
| 1 | Iryna ZHUK | BLR | 26 Jan 93 | 16 | 4.60 Q | - | 0 | 0 | - | 0 | | | | | |
| 6 | Nikoleta KIRIAKOPOULOU | GRE | 21 Mar 86 | 7 | 4.60 Q | - | - | XO | - | 0 | | | | | |
| 7 | Ling LI | CHN | 6 Jul 89 | 12 | 4.60 Q | - | 0 | XXO | - | 0 | | | | | |
| 8 | Angelica MOSER | SUI | 9 Oct 97 | 2 | 4.60 Q | 0 | 0 | 0 | 0 | XO | | | | | |
| 9 | Lisa RYZIH | GER | 27 Sep 88 | 15 | 4.60 Q | - | 0 | XO | - | XO | | | | | |
| 10 | Fanny SMETS | BEL | 21 Apr 86 | 3 | 4.50 | 0 | XO | 0 | XXX | | | | | | |
| 11 | Maryna KYLYPKO | UKR | 10 Nov 95 | 1 | 4.50 | 0 | 0 | XXO | XXX | | | | | | |
| 12 | Romana MALÁČOVÁ | CZE | 15 May 87 | 13 | 4.35 | 0 | 0 | XXX | | | | | | | |
| 12 | Wilma MURTO | FIN | 11 Jun 98 | 5 | 4.35 | 0 | 0 | XXX | | | | | | | |
| 14 | Michaela MEIJER | SWE | 30 Jul 93 | 6 | 4.35 | XO | 0 | XXX | | | | | | | |
| 15 | Roberta BRUNI | ITA | 8 Mar 94 | 14 | 4.35 | 0 | XXO | XXX | | | | | | | |
| 16 | Killiana HEYMANS | NED | 24 Jan 97 | 4 | 4.20 | 0 | XXX | | | | | | | | |

RESULTS
Pole Vault Women - Qualification

WIND READING INFORMATION UPDATED

Group B

27 September 2019

17:34 START TIME

25° C

67 %

TEMPERATURE



HUMIDITY

19:14 END TIME

25° C

67 %

| PLACE | NAME | COUNTRY | DATE of BIRTH | ORDER | RESULT | 4.20 | 4.35 | 4.50 | 4.55 | 4.60 | | | | | | |
|-------|-----------------------|---------|---------------|-------|--|------|------|------|------|------|--|--|--|--|--|--|
| 1 | Sandi MORRIS | USA | 8 Jul 92 | 11 | 4.60 Q | - | - | 0 | - | 0 | | | | | | |
| 1 | Katerina STEFANIDI | GRE | 4 Feb 90 | 9 | 4.60 Q | - | - | - | - | 0 | | | | | | |
| 3 | Yarisley SILVA | CUB | 1 Jun 87 | 14 | 4.60 Q | - | - | 0 | XO | 0 | | | | | | |
| 4 | Robeilys PEINADO | VEN | 26 Nov 97 | 4 | 4.60 Q | 0 | 0 | 0 | 0 | XO | | | | | | |
| 4 | Jennifer SUHR | USA | 5 Feb 82 | 2 | 4.60 Q | - | - | - | - | XO | | | | | | |
| 6 | Angelica BENGTTSSON | SWE | 8 Jul 93 | 1 | 4.60 Q | - | - | 0 | - | XXO | | | | | | |
| 7 | Ninon GUILLON-ROMARIN | FRA | 15 Apr 95 | 15 | 4.60 Q | - | 0 | XO | - | XXO | | | | | | |
| 8 | Tina ŠUTEJ | SLO | 7 Nov 88 | 10 | 4.60 Q | 0 | 0 | 0 | XXO | XXO | | | | | | |
| 9 | Nicole BÜCHLER | SUI | 17 Dec 83 | 3 | 4.55 SB | - | 0 | XO | XO | XXX | | | | | | |
| 10 | Huiqin XU | CHN | 4 Sep 93 | 7 | 4.50 | - | 0 | 0 | XXX | | | | | | | |
| 11 | Kelsie AHBE | CAN | 6 Jul 91 | 6 | 4.35 | 0 | 0 | XXX | | | | | | | | |
| 12 | Lene Onsrud RETZIUS | NOR | 4 Jan 96 | 12 | 4.35 | XO | 0 | XXX | | | | | | | | |
| 13 | Alyona LUTKOVSKAYA | ANA | 15 Mar 96 | 13 | 4.35 | 0 | XO | XXX | | | | | | | | |
| 14 | Elizaveta PARNOVA | AUS | 9 May 94 | 8 | 4.35 | XO | XO | XXX | | | | | | | | |
| 15 | Irina IVANOVA | ANA | 19 Apr 96 | 5 | 4.35 | 0 | XXO | XXX | | | | | | | | |
| | Katharina BAUER | GER | 12 Jun 90 | 16 | NM | XXX | | | | | | | | | | |

ALL-TIME TOP LIST

SEASON TOP LIST

| RESULT | NAME | VENUE | DATE | RESULT | NAME | VENUE | 2019 |
|--------|------------------------------|---------------------------------|-----------|--------|---------------------------|-------------------------------------|--------|
| 5.06 | Yelena ISINBAEVA (RUS) | Zürich (Letzigrund) | 28 Aug 09 | 4.91 | Jennifer SUHR (USA) | Austin, TX (USA) | 30 Mar |
| 5.00 | Sandi MORRIS (USA) | Bruxelles (Boudewijnstadion) | 9 Sep 16 | 4.86 | Anzhelika SIDOROVA (ANA) | Cheboksary (RUS) | 25 Jul |
| 4.94 | Eliza MCCARTNEY (NZL) | Jockgrim (GER) | 17 Jul 18 | 4.85 | Eliza MCCARTNEY (NZL) | Hastings (NZL) | 26 Jan |
| 4.93 | Jennifer SUHR (USA) | Austin, TX (USA) | 14 Apr 18 | 4.85 | Sandi MORRIS (USA) | Des Moines, IA (USA) | 28 Jul |
| 4.91 | Yarisley SILVA (CUB) | Beckum (Jahnstadion) | 2 Aug 15 | 4.83 | Katerina STEFANIDI (GRE) | Patra (GRE) | 28 Jul |
| 4.91 | Katerina STEFANIDI (GRE) | London (Olympic Stadium) | 6 Aug 17 | 4.82 | Katie NAGEOTTE (USA) | Lausanne (SUI) | 4 Jul |
| 4.88 | Svetlana FEOFANOVA (RUS) | Iráklio | 4 Jul 04 | 4.82 | Alysha NEWMAN (CAN) | Stade Charléty, Paris (FRA) | 24 Aug |
| 4.87 | Fabiana MURER (BRA) | Bernardo do Campo (Arena Caixa) | 3 Jul 16 | 4.76 | Angelica BENGTTSSON (SWE) | Roma (ITA) | 6 Jun |
| 4.86 | Anzhelika SIDOROVA (ANA) | Cheboksary (RUS) | 25 Jul 19 | 4.75 | Yarisley SILVA (CUB) | Lima (PER) | 8 Aug |
| 4.83 | Stacy DRAGILA (USA) | Ostrava | 8 Jun 04 | 4.73 | Otivia GRUVER (USA) | Palo Alto, CA (USA) | 29 Mar |
| 4.83 | Anna ROGOWSKA (POL) | Bruxelles (Boudewijnstadion) | 26 Aug 05 | 4.73 | Holly BRADSHAW (GBR) | Alexander Stadium, Birmingham (GBR) | 25 Aug |
| 4.83 | Nikoleta KIRIAKOPOULOU (GRE) | enis (Stade de France) | 4 Jul 15 | 4.73 | Tina ŠUTEJ (SLO) | Velenje (SLO) | 15 Sep |



RESULTS

Long Jump Women - Final



| RECORDS | RESULT NAME | COUNTRY | AGE | VENUE | DATE |
|--------------------------------|----------------------------------|-------------------------|-----------------------|---------------------------|-------------|
| World Record WR | 7.52 Galina CHISTYAKOVA | URS | 26 | Leningrad (Kirov Stadium) | 11 Jun 1988 |
| Championships Record CR | 7.36 Jackie JOYNER-KERSEE | USA | 25 | Roma (Stadio Olimpico) | 4 Sep 1987 |
| World Leading WL | 7.30 Malaika MIHAMBO | GER | 25 | Doha | 6 Oct 2019 |
| Area Record AR | National Record NR | Personal Best PB | Season Best SB | | |

6 October 2019 19:16 START TIME
20:40 END TIME
24° C TEMPERATURE 64 % HUMIDITY
24° C

| PLACE | NAME | COUNTRY | DATE of BIRTH | ORDER | RESULT | 1 | 2 | 3 | ORD. | 4 | 5 | ORD. | 6 |
|-------|----------------------------|---------|---------------|-------|---------------------|--------------|--------------|--------------|------|--------------|--------------|------|--------------|
| 1 | Malaika MIHAMBO | GER | 3 Feb 94 | 6 | 7.30 -0.8 | 6.52 +0.3 | X -0.2 | 7.30 -0.8 | 8 | - | 7.09 -0.1 | 8 | 7.16 +0.5 |
| 2 | Maryna BEKH-ROMANCHUK | UKR | 18 Jul 95 | 3 | 6.92 +0.3 | 6.81 -0.4 | X +0.1 | 6.77 +0.5 | 6 | X +0.2 | 6.92 +0.3 | 7 | 6.72 +0.4 |
| 3 | Ese BRUME | NGR | 20 Jan 96 | 1 | 6.91 +0.2 | 6.83 +0.2 | 6.91 +0.2 | 6.90 +0.4 | 7 | 6.87 +0.2 | 6.84 +0.1 | 6 | 6.45 +0.2 |
| 4 | Tori BOWIE | USA | 27 Aug 90 | 11 | 6.81 -0.4 | 6.61 -0.1 | 6.49 +0.1 | X -0.1 | 2 | 6.81 -0.4 | 6.65 +0.1 | 5 | 6.57 +0.4 |
| 5 | Nastassia MIRONCHYK-IVANOV | BLR | 13 Apr 89 | 4 | 6.76 +0.5 | 6.53 +0.4 | X -0.7 | 6.76 +0.5 | 5 | 6.70 +0.3 | 6.55 0.0 | 4 | 6.71 +0.3 |
| 6 | Alina ROTARU | ROU | 5 Jun 93 | 2 | 6.71 -0.4 | 6.59 -0.2 | 6.66 +0.2 | 6.67 -0.7 | 4 | X -0.1 | 6.71 -0.4 | 3 | X +0.6 |
| 7 | Abigail IROZURU | GBR | 3 Jan 90 | 12 | 6.64 +0.1 | 6.64 +0.1 | X +0.3 | 6.59 +0.1 | 3 | 6.59 +0.4 | 6.60 +0.3 | 2 | X +0.2 |
| 8 | Chanice PORTER | JAM | 25 May 94 | 10 | 6.56 0.0 | 6.30 +0.3 | 6.44 +0.1 | 6.56 0.0 | 1 | 6.44 +0.2 | 6.24 +0.1 | 1 | 6.47 0.0 |
| 9 | Sha'keela SAUNDERS | USA | 18 Dec 93 | 7 | 6.54 +0.2 | X +0.1 | 6.28 -0.3 | 6.54 +0.2 | | | | | |
| 10 | Brooke STRATTON | AUS | 12 Jul 93 | 5 | 6.46 +0.1 | 6.46 +0.1 | X -0.2 | 6.42 -0.4 | | | | | |
| 11 | Shara PROCTOR | GBR | 16 Sep 88 | 8 | 6.43 -0.1 | X +0.1 | 6.34 0.0 | 6.43 -0.1 | | | | | |
| 12 | Anasztázia NGUYEN | HUN | 9 Jan 93 | 9 | 6.26 -0.1 | X -0.3 | 6.26 -0.1 | X 0.0 | | | | | |

| NAME | COUNTRY | ATTEMPT | MARK | OFFSET (cm) | APPROACH Speed (Km/h) | JUMP Speed (Km/h) |
|-----------------|---------|-----------------------|------|-------------|-----------------------|-------------------|
| Malaika MIHAMBO | GER | 1 | 6.52 | 59.7 | 37.7 | 28.951 |
| | | 2 | X | +11.3 | 38.4 | 31.558 |
| | | 3 | 7.30 | 8.0 | 38.8 | 30.362 |
| | | 5 | 7.09 | 8.5 | 37.7 | 30.706 |
| | | 6 | 7.16 | 18.6 | 38 | 31.01 |
| | | Maryna BEKH-ROMANCHUK | UKR | 1 | 6.81 | 6.0 |
| 2 | X | | | +3.4 | 34.8 | 26.119 |
| 3 | 6.77 | | | 0.8 | 35.3 | 27.365 |
| 4 | X | | | +12.6 | 35.1 | 26.696 |
| 5 | 6.92 | | | 1.9 | 36.4 | 27.883 |
| 6 | 6.72 | | | 8.8 | 35.1 | 27.481 |
| Ese BRUME | NGR | 1 | 6.83 | 14.2 | 35.3 | 28.817 |
| | | 2 | 6.91 | 12.0 | 34.7 | 28.981 |
| | | 3 | 6.90 | 7.7 | 35 | 27.349 |
| | | 4 | 6.87 | 14.0 | 35.8 | 27.556 |
| | | 5 | 6.84 | 17.1 | 35.8 | 27.768 |
| | | 6 | 6.45 | 15.9 | 36.4 | 27.952 |
| Tori BOWIE | USA | 1 | 6.61 | 27.4 | 37.1 | 27.16 |
| | | 2 | 6.49 | 18.4 | 36.6 | 26.91 |
| | | 3 | X | +17.3 | 37 | 29.031 |
| | | 4 | 6.81 | 2.9 | 37.3 | 27.089 |
| | | 5 | 6.65 | 21.6 | 36.5 | 27.616 |
| | | 6 | 6.57 | 11.8 | 37.6 | 28.582 |

RESULTS
Long Jump Women - Final

| | | | | | | |
|----------------------------|-----|---|------|-------|------|--------|
| Nastassia MIRONCHYK-IVANOV | BLR | 1 | 6.53 | 6.5 | 36.3 | 28.211 |
| | | 2 | X | +1.2 | 35.8 | 28.073 |
| | | 3 | 6.76 | 0.6 | 37.4 | 27.701 |
| | | 4 | 6.70 | 2.8 | 35.2 | 27.006 |
| | | 5 | 6.55 | 8.2 | 35.6 | 27.101 |
| | | 6 | 6.71 | 0.4 | 36.6 | 28.126 |
| Alina ROTARU | ROU | 1 | 6.59 | 12.6 | 36 | 28.778 |
| | | 2 | 6.66 | 4.9 | 35.9 | 27.333 |
| | | 3 | 6.67 | 1.8 | 35.5 | 27.596 |
| | | 4 | X | +0.4 | 35.8 | 0 |
| | | 5 | 6.71 | 4.9 | 35.6 | 26.682 |
| | | 6 | X | +1.8 | 37.1 | 27.645 |
| Abigail IROZURU | GBR | 1 | 6.64 | 3.6 | 35.6 | 28.352 |
| | | 2 | X | +4.1 | 36.2 | 27.671 |
| | | 3 | 6.59 | 15.9 | 35.7 | 28.481 |
| | | 4 | 6.59 | 4.8 | 35.9 | 27.084 |
| | | 5 | 6.60 | 3.3 | 36.9 | 27.74 |
| | | 6 | X | +3.9 | 35.3 | 27.999 |
| Chanice PORTER | JAM | 1 | 6.30 | 17.0 | 35.2 | 29.434 |
| | | 2 | 6.44 | 13.3 | 35.7 | 28.072 |
| | | 3 | 6.56 | 8.3 | 35.4 | 28.283 |
| | | 4 | 6.44 | 10.9 | 36.2 | 28.804 |
| | | 5 | 6.24 | 15.1 | 36.1 | 27.73 |
| | | 6 | 6.47 | 3.7 | 34.9 | 29.068 |
| Sha'keela SAUNDERS | USA | 1 | X | +7.0 | 34.9 | 29.533 |
| | | 2 | 6.28 | 25.4 | 35.1 | 26.727 |
| | | 3 | 6.54 | 0.7 | 34.9 | 29.563 |
| Brooke STRATTON | AUS | 1 | 6.46 | 1.1 | 37.3 | 26.683 |
| | | 2 | X | +8.1 | 34.1 | 25.745 |
| | | 3 | 6.42 | 0.6 | 34.6 | 26.41 |
| Shara PROCTOR | GBR | 1 | X | +11.9 | 33.6 | 0 |
| | | 2 | 6.34 | 18.0 | 36.1 | 26.815 |
| | | 3 | 6.43 | 33.7 | 36.3 | 26.684 |
| Anasztázia NGUYEN | HUN | 1 | X | +7.2 | 34.5 | 30.189 |
| | | 2 | 6.26 | 1.2 | 33.8 | 30.171 |
| | | 3 | X | +6.0 | 34.1 | 29.369 |

ALL-TIME TOP LIST

| RESULT | NAME | VENUE | DATE |
|--------|-------------------------------|-------------------------------|-----------|
| 7.52 | Galina CHISTYAKOVA (URS) | Leningrad (Kirov Stadium) | 11 Jun 88 |
| 7.49 | Jackie JOYNER-KERSEE (USA) | New York, NY | 22 May 94 |
| 7.48 | Heike DRECHSLER (GDR) | ibrandenburg (Jahn Sportpark) | 9 Jul 88 |
| 7.43 | Anisoara CUSMIR-STANCIU (ROU) | Bucuresti | 4 Jun 83 |
| 7.42 | Tatyana KOTOVA (RUS) | Annecy | 23 Jun 02 |
| 7.39 | Yelena BELEVSKAYA (URS) | Bryansk | 18 Jul 87 |
| 7.33 | Tatyana LEBEDEVA (RUS) | Tula (Arsenal Stadium) | 31 Jul 04 |
| 7.31 | Olena KHLOPOTNOVA (URS) | Alma Ata | 12 Sep 85 |
| 7.31 | Marion JONES (USA) | Eugene, OR | 31 May 98 |
| 7.31 | Brittney REESE (USA) | Eugene (Hayward Field), OR | 2 Jul 16 |

SEASON TOP LIST

| RESULT | NAME | VENUE | 2019 |
|--------|--------------------------------|-------------------------------------|--------|
| 7.30 | Malaika MIHAMBO (GER) | Doha | 6 Oct |
| 7.05 | Ese BRUME (NGR) | Bursa (TUR) | 4 Aug |
| 7.00 | Brittney REESE (USA) | Des Moines, IA (USA) | 27 Jul |
| 6.92 | Kenyattia HACKWORTH (USA) | Chula Vista, CA (USA) | 15 Jun |
| 6.92 | Florentina Costina IUSCO (ROU) | Pitesti (ROU) | 31 Jul |
| 6.92 | Maryna BEKH-ROMANCHUK (UKR) | Doha | 6 Oct |
| 6.91 | Alina ROTARU (ROU) | Rheinau-Freistett (GER) | 30 Jun |
| 6.90 | Chantel MALONE (IVB) | Athens, GA (USA) | 26 Apr |
| 6.87 | Caterine IBARGUEN (COL) | Roma (ITA) | 6 Jun |
| 6.86 | Nafissatou THIAM (BEL) | Birmingham (GBR) | 18 Aug |
| 6.86 | Abigail IROZURU (GBR) | Alexander Stadium, Birmingham (GBR) | 25 Aug |

SUMMARY



Long Jump Women - Qualification

With qualifying standard of 6.75 (Q) or at least the 12 best performers (q) advance to the Final

| RECORDS | RESULT | NAME | COUNTRY | AGE | VENUE | DATE |
|--------------------------------|--------|---------------------------|---------|-------------------------|---------------------------|-----------------------|
| World Record WR | 7.52 | Galina CHISTYAKOVA | URS | 26 | Leningrad (Kirov Stadium) | 11 Jun 1988 |
| Championships Record CR | 7.36 | Jackie JOYNER-KERSEE | USA | 25 | Roma (Stadio Olimpico) | 4 Sep 1987 |
| World Leading WL | 7.16 | Malaika MIHAMBO | GER | 25 | Berlin (GER) | 4 Aug 2019 |
| Area Record AR | | National Record NR | | Personal Best PB | | Season Best SB |

5 October 2019

| RANK | PLACE | GROUP | BIB | NAME | COUNTRY | DATE OF BIRTH | RESULT | WIND |
|------|-------|-------|-----|-----------------------------|---------|---------------|-------------|--------|
| 1 | 1 | B | | Malaika MIHAMBO | GER | 3 Feb 94 | 6.98 | Q +0.5 |
| 2 | 1 | A | | Ese BRUME | NGR | 20 Jan 96 | 6.89 | Q -0.2 |
| 3 | 2 | A | | Tori BOWIE | USA | 27 Aug 90 | 6.77 | Q -0.4 |
| 4 | 2 | B | | Maryna BEKH-ROMANCHUK | UKR | 18 Jul 95 | 6.74 | q -0.3 |
| 5 | 3 | A | | Alina ROTARU | ROU | 5 Jun 93 | 6.72 | q +0.1 |
| 6 | 3 | B | | Abigail IROZURU | GBR | 3 Jan 90 | 6.70 | q +0.4 |
| 7 | 4 | B | | Nastassia MIRONCHYK-IVANOVA | BLR | 13 Apr 89 | 6.69 | q -0.2 |
| 8 | 4 | A | | Shara PROCTOR | GBR | 16 Sep 88 | 6.63 | q -0.1 |
| 9 | 5 | A | | Brooke STRATTON | AUS | 12 Jul 93 | 6.58 | q +0.6 |
| 10 | 6 | A | | Chanice PORTER | JAM | 25 May 94 | 6.57 | q -0.3 |
| 11 | 7 | A | | Anasztázia NGUYEN | HUN | 9 Jan 93 | 6.54 | q 0.0 |
| 12 | 5 | B | | Sha'keela SAUNDERS | USA | 18 Dec 93 | 6.53 | q +0.6 |
| 13 | 8 | A | | Brittney REESE | USA | 9 Sep 86 | 6.52 | +0.6 |
| 14 | 6 | B | | Jasmine TODD | USA | 23 Dec 93 | 6.51 | 0.0 |
| 15 | 9 | A | | Eliane MARTINS | BRA | 26 May 86 | 6.50 | +0.2 |
| 16 | 7 | B | | Tissanna HICKLING | JAM | 7 Jan 98 | 6.49 | +0.6 |
| 17 | 8 | B | | Tilde JOHANSSON | SWE | 5 Jan 01 | 6.48 | +0.2 |
| 18 | 9 | B | | Hilary KPATCHA | FRA | 5 May 98 | 6.47 | +0.3 |
| 19 | 10 | B | | Jazmin SAWYERS | GBR | 21 May 94 | 6.46 | -0.2 |
| 20 | 10 | A | | Yanis Esmeralda DAVID | FRA | 12 Dec 97 | 6.46 | +0.5 |
| 21 | 11 | A | | Éloyse LESUEUR-AYMONIN | FRA | 15 Jul 88 | 6.46 | 0.0 |
| 22 | 12 | A | | Chantel MALONE | IVB | 2 Dec 91 | 6.45 | +0.2 |
| 23 | 11 | B | | Petra FARKAS | HUN | 30 Apr 99 | 6.44 | +1.0 |
| 24 | 12 | B | | Yelena SOKOLOVA | ANA | 23 Jul 86 | 6.43 | +1.0 |
| 25 | 13 | A | | Adriana RODRÍGUEZ | CUB | 12 Jul 99 | 6.39 | +0.1 |
| 26 | 13 | B | | Maria Natalia LONDA | INA | 29 Oct 90 | 6.36 | +0.3 |
| 27 | 14 | A | | Taika KOILAHTI | FIN | 4 Dec 98 | 6.35 | +0.3 |
| 28 | 14 | B | | Tania VICENZINO | ITA | 1 Apr 86 | 6.23 | -0.1 |
| 29 | 15 | B | | Florentina Costina IUSCO | ROU | 8 Apr 96 | 6.22 | +0.6 |
| 30 | 15 | A | | Nektaria PANAGI | CYP | 20 Mar 90 | 6.21 | +0.2 |
| 31 | 16 | A | | Laura STRATI | ITA | 3 Oct 90 | 6.05 | +0.3 |

| ALL-TIME TOP LIST | | | | SEASON TOP LIST | | | |
|-------------------|-------------------------------|-------------------------------|-----------|-----------------|--------------------------------|-------------------------------------|--------|
| RESULT | NAME | VENUE | DATE | RESULT | NAME | VENUE | 2019 |
| 7.52 | Galina CHISTYAKOVA (URS) | Leningrad (Kirov Stadium) | 11 Jun 88 | 7.16 | Malaika MIHAMBO (GER) | Berlin (GER) | 4 Aug |
| 7.49 | Jackie JOYNER-KERSEE (USA) | New York, NY | 22 May 94 | 7.05 | Ese BRUME (NGR) | Bursa (TUR) | 4 Aug |
| 7.48 | Heike DRECHSLER (GDR) | ibrandenburg (Jahn Sportpark) | 9 Jul 88 | 7.00 | Brittney REESE (USA) | Des Moines, IA (USA) | 27 Jul |
| 7.43 | Anisoara CUȘMIR-STANCIU (ROU) | Bucuresti | 4 Jun 83 | 6.92 | Kenyattia HACKWORTH (USA) | Chula Vista, CA (USA) | 15 Jun |
| 7.42 | Tatyana KOTOVA (RUS) | Annecy | 23 Jun 02 | 6.92 | Florentina Costina IUSCO (ROU) | Pitesti (ROU) | 31 Jul |
| 7.39 | Yelena BELEVSKAYA (URS) | Bryansk | 18 Jul 87 | 6.91 | Alina ROTARU (ROU) | Rheinau-Freistett (GER) | 30 Jun |
| 7.33 | Tatyana LEBEDEVA (RUS) | Tula (Arsenal Stadium) | 31 Jul 04 | 6.90 | Chantel MALONE (IVB) | Athens, GA (USA) | 26 Apr |
| 7.31 | Olena KHLOPOTNOVA (URS) | Alma Ata | 12 Sep 85 | 6.87 | Caterine IBARGUEN (COL) | Roma (ITA) | 6 Jun |
| 7.31 | Marion JONES (USA) | Eugene, OR | 31 May 98 | 6.86 | Nafissatou THIAM (BEL) | Birmingham (GBR) | 18 Aug |
| 7.31 | Brittney REESE (USA) | Eugene (Hayward Field), OR | 2 Jul 16 | 6.86 | Abigail IROZURU (GBR) | Alexander Stadium, Birmingham (GBR) | 25 Aug |

RESULTS



Long Jump Women - Qualification

With qualifying standard of 6.75 (Q) or at least the 12 best performers (q) advance to the Final

| RECORDS | RESULT NAME | COUNTRY | AGE | VENUE | DATE |
|--------------------------------|----------------------------------|-------------------------|-----------------------|---------------------------|-------------|
| World Record WR | 7.52 Galina CHISTYAKOVA | URS | 26 | Leningrad (Kirov Stadium) | 11 Jun 1988 |
| Championships Record CR | 7.36 Jackie JOYNER-KERSEE | USA | 25 | Roma (Stadio Olimpico) | 4 Sep 1987 |
| World Leading WL | 7.16 Malaika MIHAMBO | GER | 25 | Berlin (GER) | 4 Aug 2019 |
| Area Record AR | National Record NR | Personal Best PB | Season Best SB | | |

Group A

5 October 2019 17:50 START TIME 27° C 71 %
TEMPERATURE HUMIDITY
18:51 END TIME 27° C 71 %

| PLACE | NAME | COUNTRY | DATE of BIRTH | ORDER | RESULT | 1 | 2 | 3 |
|-------|------------------------|---------|---------------|-------|-----------------------|--------------|--------------|--------------|
| 1 | Ese BRUME | NGR | 20 Jan 96 | 2 | 6.89 Q -0.2 | 6.89 -0.2 | | |
| 2 | Tori BOWIE | USA | 27 Aug 90 | 5 | 6.77 Q -0.4 | 6.54 +0.2 | 6.77 -0.4 | |
| 3 | Alina ROTARU | ROU | 5 Jun 93 | 8 | 6.72 q +0.1 | 6.57 +0.3 | 6.31 +0.2 | 6.72 +0.1 |
| 4 | Shara PROCTOR | GBR | 16 Sep 88 | 16 | 6.63 q -0.1 | 6.54 0.0 | 6.63 -0.1 | - |
| 5 | Brooke STRATTON | AUS | 12 Jul 93 | 7 | 6.58 q +0.6 | 6.43 +0.2 | 6.58 +0.6 | 6.43 0.0 |
| 6 | Chanice PORTER | JAM | 25 May 94 | 15 | 6.57 q -0.3 | 6.50 -0.1 | 6.46 +0.2 | 6.57 -0.3 |
| 7 | Anasztázia NGUYEN | HUN | 9 Jan 93 | 6 | 6.54 q 0.0 | 6.41 -0.1 | X +0.5 | 6.54 0.0 |
| 8 | Brittney REESE | USA | 9 Sep 86 | 12 | 6.52 +0.6 | 6.44 +0.2 | 6.43 -0.1 | 6.52 +0.6 |
| 9 | Eliane MARTINS | BRA | 26 May 86 | 13 | 6.50 +0.2 | X +0.2 | 6.25 +0.1 | 6.50 +0.2 |
| 10 | Yanis Esmeralda DAVID | FRA | 12 Dec 97 | 1 | 6.46 +0.5 | 6.44 -0.2 | 6.46 +0.5 | X 0.0 |
| 11 | Éloyse LESUEUR-AYMONIN | FRA | 15 Jul 88 | 9 | 6.46 0.0 | 6.34 +0.2 | 6.46 0.0 | 6.39 0.0 |
| 12 | Chantel MALONE | IVB | 2 Dec 91 | 14 | 6.45 +0.2 | X +0.3 | 6.21 -0.2 | 6.45 +0.2 |
| 13 | Adriana RODRÍGUEZ | CUB | 12 Jul 99 | 11 | 6.39 +0.1 | 6.39 +0.1 | X 0.0 | 6.29 +0.2 |
| 14 | Taika KOILAHTI | FIN | 4 Dec 98 | 10 | 6.35 +0.3 | 6.33 +0.2 | 6.02 0.0 | 6.35 +0.3 |
| 15 | Nektaria PANAGI | CYP | 20 Mar 90 | 4 | 6.21 +0.2 | 6.10 -0.2 | 6.21 +0.2 | 6.19 +0.3 |
| 16 | Laura STRATI | ITA | 3 Oct 90 | 3 | 6.05 +0.3 | X -0.3 | X 0.0 | 6.05 +0.3 |

RESULTS
Long Jump Women - Qualification

Group B

5 October 2019 17:50 START TIME 27° C 71 %
TEMPERATURE HUMIDITY
18:47 END TIME 27° C 71 %

| PLACE | NAME | COUNTRY | DATE of BIRTH | ORDER | RESULT | 1 | 2 | 3 |
|-------|----------------------------|---------|---------------|-------|-----------------------|--------------|--------------|--------------|
| 1 | Malaika MIHAMBO | GER | 3 Feb 94 | 8 | 6.98 Q +0.5 | 6.98 +0.5 | | |
| 2 | Maryna BEKH-ROMANCHUK | UKR | 18 Jul 95 | 7 | 6.74 q -0.3 | 6.69 +0.6 | 6.74 -0.3 | - |
| 3 | Abigail IROZURU | GBR | 3 Jan 90 | 15 | 6.70 q +0.4 | 6.66 +0.2 | 6.70 +0.4 | - |
| 4 | Nastassia MIRONCHYK-IVANOV | BLR | 13 Apr 89 | 9 | 6.69 q -0.2 | 6.41 +0.5 | 6.69 -0.2 | - |
| 5 | Sha'keela SAUNDERS | USA | 18 Dec 93 | 10 | 6.53 q +0.6 | 6.35 +0.4 | 6.27 +0.5 | 6.53 +0.6 |
| 6 | Jasmine TODD | USA | 23 Dec 93 | 12 | 6.51 0.0 | 6.51 0.0 | 6.50 +0.2 | 6.07 +0.2 |
| 7 | Tissanna HICKLING | JAM | 7 Jan 98 | 3 | 6.49 +0.6 | 6.35 0.0 | 6.49 +0.6 | 6.22 +0.5 |
| 8 | Tilde JOHANSSON | SWE | 5 Jan 01 | 2 | 6.48 +0.2 | 6.34 +0.3 | 6.48 +0.5 | 6.48 +0.2 |
| 9 | Hilary KPATCHA | FRA | 5 May 98 | 1 | 6.47 +0.3 | 6.38 0.0 | X +0.6 | 6.47 +0.3 |
| 10 | Jazmin SAWYERS | GBR | 21 May 94 | 14 | 6.46 -0.2 | 6.45 +0.2 | 6.46 -0.2 | 6.45 +0.1 |
| 11 | Petra FARKAS | HUN | 30 Apr 99 | 5 | 6.44 +1.0 | 6.08 +0.1 | 6.44 +1.0 | 6.20 +0.3 |
| 12 | Yelena SOKOLOVA | ANA | 23 Jul 86 | 4 | 6.43 +1.0 | 6.21 +0.6 | 6.43 +1.0 | 6.39 +0.6 |
| 13 | Maria Natalia LONDA | INA | 29 Oct 90 | 6 | 6.36 +0.3 | 6.31 +0.3 | 6.16 0.0 | 6.36 +0.3 |
| 14 | Tania VICENZINO | ITA | 1 Apr 86 | 13 | 6.23 -0.1 | 6.19 -0.1 | X +0.4 | 6.23 -0.1 |
| 15 | Florentina Costina IUSCO | ROU | 8 Apr 96 | 11 | 6.22 +0.6 | 6.22 +0.6 | 6.21 +0.3 | X 0.0 |

ALL-TIME TOP LIST

SEASON TOP LIST

| RESULT | NAME | VENUE | DATE | RESULT | NAME | VENUE | 2019 |
|--------|-------------------------------|-------------------------------|-----------|--------|--------------------------------|-------------------------------------|--------|
| 7.52 | Galina CHISTYAKOVA (URS) | Leningrad (Kirov Stadium) | 11 Jun 88 | 7.16 | Malaika MIHAMBO (GER) | Berlin (GER) | 4 Aug |
| 7.49 | Jackie JOYNER-KERSEE (USA) | New York, NY | 22 May 94 | 7.05 | Ese BRUME (NGR) | Bursa (TUR) | 4 Aug |
| 7.48 | Heike DRECHSLER (GDR) | ibrandenburg (Jahn Sportpark) | 9 Jul 88 | 7.00 | Brittney REESE (USA) | Des Moines, IA (USA) | 27 Jul |
| 7.43 | Anișoara CUȘMIR-STANCIU (ROU) | Bucuresti | 4 Jun 83 | 6.92 | Kenyattia HACKWORTH (USA) | Chula Vista, CA (USA) | 15 Jun |
| 7.42 | Tatyana KOTOVA (RUS) | Anney | 23 Jun 02 | 6.92 | Florentina Costina IUSCO (ROU) | Pitesti (ROU) | 31 Jul |
| 7.39 | Yelena BELEVSKAYA (URS) | Bryansk | 18 Jul 87 | 6.91 | Alina ROTARU (ROU) | Rheinau-Freistett (GER) | 30 Jun |
| 7.33 | Tatyana LEBEDEVA (RUS) | Tula (Arsenal Stadium) | 31 Jul 04 | 6.90 | Chantel MALONE (IVB) | Athens, GA (USA) | 26 Apr |
| 7.31 | Olena KHLOPOTNOVA (URS) | Alma Ata | 12 Sep 85 | 6.87 | Caterine IBARGUEN (COL) | Roma (ITA) | 6 Jun |
| 7.31 | Marion JONES (USA) | Eugene, OR | 31 May 98 | 6.86 | Nafissatou THIAM (BEL) | Birmingham (GBR) | 18 Aug |
| 7.31 | Brittney REESE (USA) | Eugene (Hayward Field), OR | 2 Jul 16 | 6.86 | Abigail IROZURU (GBR) | Alexander Stadium, Birmingham (GBR) | 25 Aug |

RESULTS

Triple Jump Women - Final



| RECORDS | RESULT NAME | COUNTRY | AGE | VENUE | DATE |
|--------------------------------|-----------------------------|-------------------------|-----------------------|---------------------------|-------------|
| World Record WR | 15.50 Inessa KRAVETS | UKR | 29 | Göteborg (Ullevi Stadium) | 10 Aug 1995 |
| Championships Record CR | 15.50 Inessa KRAVETS | UKR | 29 | Göteborg (Ullevi Stadium) | 10 Aug 1995 |
| World Leading WL | 15.41 Yulimar ROJAS | VEN | 24 | Andújar (ESP) | 6 Sep 2019 |
| Area Record AR | National Record NR | Personal Best PB | Season Best SB | | |

5 October 2019 20:39 START TIME 27° C 71 %
 21:55 END TIME 27° C 71 %
 TEMPERATURE HUMIDITY

| PLACE | NAME | COUNTRY | DATE of BIRTH | ORDER | RESULT | 1 | 2 | 3 | ORD. | 4 | 5 | ORD. | 6 |
|-------|-------------------|---------|---------------|-------|----------------------|---------------|---------------|---------------|------|---------------|---------------|------|---------------|
| 1 | Yulimar ROJAS | VEN | 21 Oct 95 | 4 | 15.37 -0.6 | 14.87 -0.1 | 15.37 -0.6 | X -0.2 | 8 | 15.18 +0.3 | 14.77 -0.3 | 8 | X +0.4 |
| 2 | Shanika RICKETTS | JAM | 2 Feb 92 | 3 | 14.92 +0.2 | 14.81 +0.1 | 14.76 +0.3 | 14.92 +0.2 | 7 | 14.72 -0.1 | 14.85 +0.2 | 7 | X +0.3 |
| 3 | Caterine IBARGUEN | COL | 12 Feb 84 | 6 | 14.73 +0.5 | 14.16 +0.5 | X +0.8 | 14.40 +0.2 | 1 | 14.46 +0.4 | 14.73 +0.5 | 6 | 14.47 +0.4 |
| 4 | Kimberly WILLIAMS | JAM | 3 Nov 88 | 11 | 14.64 +0.6 | 14.64 +0.1 | 14.64 +0.6 | 14.53 -0.3 | 6 | X +0.5 | X -0.1 | 5 | 14.17 0.0 |
| 5 | Olha SALADUKHA | UKR | 4 Jun 83 | 1 | 14.52 0.0 | 14.52 0.0 | 14.40 0.0 | X -0.5 | 5 | 12.34 +0.7 | 14.25 +0.2 | 4 | 14.05 -0.2 |
| 6 | Ana PELETEIRO | ESP | 2 Dec 95 | 7 | 14.47 0.0 | 14.47 0.0 | 13.41 +0.4 | X -0.4 | 4 | 14.27 +0.3 | 14.20 0.0 | 3 | 14.20 +0.1 |
| 7 | Keturah ORJI | USA | 5 Mar 96 | 12 | 14.46 +0.4 | X 0.0 | 14.46 +0.4 | X +0.2 | 3 | 14.37 +0.1 | 14.24 +0.2 | 2 | 14.45 -0.1 |
| 8 | Patrícia MAMONA | POR | 21 Nov 88 | 9 | 14.40 -0.1 | 14.40 -0.1 | 14.34 +0.2 | 14.30 +0.8 | 2 | 14.17 -0.1 | X +0.5 | 1 | X +0.1 |
| 9 | Tori FRANKLIN | USA | 7 Oct 92 | 10 | 14.08 -0.6 | 14.07 -0.2 | X +0.2 | 14.08 -0.6 | | | | | |
| 10 | Rouguy DIALLO | FRA | 5 Feb 95 | 8 | 14.08 -0.1 | X +0.3 | X -0.2 | 14.08 -0.1 | | | | | |
| 11 | Andreea PANTUROIU | ROU | 24 Feb 95 | 2 | 14.07 -0.4 | 14.07 -0.4 | X +1.1 | X +0.2 | | | | | |
| 12 | Kristiina MÄKELÄ | FIN | 20 Nov 92 | 5 | 13.99 0.0 | 13.81 +0.3 | 13.99 0.0 | 13.74 -0.1 | | | | | |

| NAME | COUNTRY | ATTEMPT | MARK | OFFSET (cm) | HOP (m) | STEP (m) | JUMP (m) | APPROACH Speed (Km/h) | HOP Speed (Km/h) | STEP Speed (Km/h) | JUMP Speed (Km/h) |
|-------------------|---------|---------|-------|-------------|---------|----------|----------|-----------------------|------------------|-------------------|-------------------|
| Yulimar ROJAS | VEN | 1 | 14.87 | 21.0 | 5.39 | 4.31 | 5.17 | 36.2 | 30.8 | 29.4 | 25.5 |
| | | 2 | 15.37 | 4.5 | 5.71 | 4.03 | 5.63 | 33.7 | 32.7 | 29.1 | 21.0 |
| | | 3 | X | +15.3 | | | | 34.2 | 32.1 | 29.9 | 23.4 |
| | | 4 | 15.18 | 3.5 | 5.69 | 4.07 | 5.42 | 35.8 | 31.6 | 31.4 | 24.3 |
| | | 5 | 14.77 | 8.9 | 5.78 | 3.44 | 5.55 | 35.4 | 32.2 | 27.8 | 24.8 |
| | | 6 | X | +1.3 | | | | 34.4 | 32.5 | 26.9 | 25.6 |
| Shanika RICKETTS | JAM | 1 | 14.81 | 16.8 | 5.18 | 4.31 | 5.32 | 34.7 | 30.8 | 28.9 | 24.0 |
| | | 2 | 14.76 | 13.0 | 5.41 | 4.11 | 5.24 | 33.9 | 30.2 | 28.6 | 22.6 |
| | | 3 | 14.92 | 3.9 | 5.44 | 4.21 | 5.27 | 33.5 | 31.0 | 27.4 | 21.1 |
| | | 4 | 14.72 | 14.5 | 5.27 | 4.14 | 5.31 | 33.2 | 29.8 | 28.2 | 21.4 |
| | | 5 | 14.85 | 11.3 | 5.47 | 4.06 | 5.32 | 34.5 | 31.9 | 28.0 | 20.8 |
| | | 6 | X | +6.3 | | | | 33.1 | 31.3 | 28.5 | 19.3 |
| Caterine IBARGUEN | COL | 1 | 14.16 | 11.1 | 5.22 | 3.80 | 5.14 | 36.2 | 29.9 | 30.3 | 24.9 |
| | | 2 | X | +3.7 | | | | 32.6 | 32.8 | 28.8 | 24.7 |
| | | 3 | 14.40 | 16.9 | 5.19 | 3.96 | 5.25 | 27.7 | 30.6 | 28.8 | 23.8 |
| | | 4 | 14.46 | 7.9 | 5.23 | 4.10 | 5.13 | 30.8 | 31.7 | 29.1 | 23.2 |
| | | 5 | 14.73 | 4.0 | 5.20 | 4.27 | 5.26 | 31.4 | 31.3 | 28.6 | 22.4 |
| | | 6 | 14.47 | 10.3 | 5.11 | 4.23 | 5.13 | 39.2 | 30.3 | 28.7 | 22.8 |
| Kimberly WILLIAMS | JAM | 1 | 14.64 | 5.0 | 5.45 | 4.05 | 5.14 | 35.1 | 30.5 | 28.1 | 22.1 |
| | | 2 | 14.64 | 8.0 | 5.31 | 4.16 | 5.17 | 37.2 | 28.5 | 31.4 | 23.9 |
| | | 3 | 14.53 | 15.7 | 5.27 | 4.29 | 4.97 | 34.4 | 30.9 | 29.0 | 22.8 |
| | | 4 | X | +8.4 | | | | | | | |
| | | 5 | X | +5.3 | | | | | | | |
| | | 6 | 14.17 | 30.5 | 5.18 | 4.18 | 4.81 | 35.0 | 31.3 | 28.2 | 22.7 |

RESULTS
Triple Jump Women - Final

| | | | | | | | | | | | |
|-------------------|-----|---|-------|-------|------|------|------|------|------|------|------|
| Olha SALADUKHA | UKR | 1 | 14.52 | 0.2 | 5.47 | 4.17 | 4.88 | 31.2 | 29.5 | 26.6 | 20.9 |
| | | 2 | 14.40 | 0.1 | 5.39 | 4.16 | 4.85 | 31.8 | 29.4 | 26.0 | 21.9 |
| | | 3 | X | +2.6 | | | | 32.5 | 28.8 | 26.7 | 22.4 |
| | | 4 | 12.34 | 20.1 | 5.21 | 3.85 | 3.28 | 33.0 | 28.4 | 26.5 | 21.7 |
| | | 5 | 14.25 | 9.2 | 5.33 | 4.12 | 4.80 | 32.9 | 28.9 | 26.4 | 22.1 |
| | | 6 | 14.05 | 0.4 | 5.49 | 4.15 | 4.41 | 31.2 | 29.5 | 24.0 | 18.9 |
| Ana PELETEIRO | ESP | 1 | 14.47 | 0.3 | 5.37 | 4.14 | 4.96 | 33.5 | 30.4 | 28.7 | 23.1 |
| | | 2 | 13.41 | 2.9 | 5.13 | 3.67 | 4.61 | 34.5 | 29.5 | 28.1 | 24.1 |
| | | 3 | X | +1.3 | | | | 33.2 | 30.0 | 29.5 | 20.4 |
| | | 4 | 14.27 | 1.2 | 5.43 | 3.81 | 5.03 | 34.4 | 29.6 | 23.6 | 24.3 |
| | | 5 | 14.20 | 4.9 | 5.29 | 3.76 | 5.15 | 34.6 | 28.3 | 28.0 | 23.3 |
| | | 6 | 14.20 | 1.9 | 5.53 | 3.81 | 4.86 | 33.4 | 28.9 | 23.8 | 23.8 |
| Keturah ORJI | USA | 1 | X | +1.2 | | | | 34.4 | 30.7 | 29.7 | 25.9 |
| | | 2 | 14.46 | 18.2 | 5.33 | 3.78 | 5.35 | | | | |
| | | 3 | X | +16.6 | | | | 33.4 | 31.1 | 26.1 | 25.8 |
| | | 4 | 14.37 | 16.4 | 5.23 | 4.39 | 4.75 | 34.6 | 29.8 | 28.8 | 22.2 |
| | | 5 | 14.24 | 13.9 | 5.21 | 3.92 | 5.11 | 33.0 | 30.6 | 29.3 | 27.0 |
| | | 6 | 14.45 | 6.7 | 5.46 | 3.62 | 5.37 | 33.9 | 30.4 | 25.1 | 29.4 |
| Patrícia MAMONA | POR | 1 | 14.40 | 12.7 | 5.08 | 4.29 | 5.03 | | | | |
| | | 2 | 14.34 | 13.2 | 5.10 | 4.27 | 4.97 | 32.6 | 30.2 | 24.2 | 20.7 |
| | | 3 | 14.30 | 4.8 | 5.25 | 4.38 | 4.67 | 34.9 | 29.4 | 28.0 | 19.2 |
| | | 4 | 14.17 | 1.9 | 5.18 | 4.09 | 4.90 | 34.0 | 29.4 | 27.5 | 20.9 |
| | | 5 | X | +1.5 | | | | 32.8 | 29.1 | 27.4 | 20.5 |
| | | 6 | X | +0.3 | | | | 29.9 | 31.3 | 25.6 | 18.4 |
| Tori FRANKLIN | USA | 1 | 14.07 | 16.1 | 5.20 | 4.01 | 4.86 | 34.8 | 30.3 | 28.1 | 20.3 |
| | | 2 | X | +3.1 | | | | | | | |
| | | 3 | 14.08 | 2.4 | 5.10 | 4.08 | 4.90 | 31.2 | 30.7 | 27.5 | 19.8 |
| Rouguy DIALLO | FRA | 1 | X | +6.5 | | | | 33.3 | 28.9 | 28.2 | 18.9 |
| | | 2 | X | +8.9 | | | | 32.6 | 29.5 | 26.7 | 20.5 |
| | | 3 | 14.08 | 3.9 | 5.18 | 4.26 | 4.64 | 34.4 | 29.8 | 27.3 | 21.2 |
| Andreea PANTUROIU | ROU | 1 | 14.07 | 1.3 | 5.03 | 4.34 | 4.70 | 33.2 | 28.8 | 26.5 | 21.2 |
| | | 2 | X | +4.6 | | | | 32.2 | 29.6 | 27.5 | 21.3 |
| | | 3 | X | +2.5 | | | | 33.4 | 28.1 | 26.7 | 20.6 |
| Kristiina MÄKELÄ | FIN | 1 | 13.81 | 5.7 | 5.00 | 3.80 | 5.01 | 32.8 | 29.4 | 26.9 | 23.5 |
| | | 2 | 13.99 | 9.6 | 4.84 | 3.93 | 5.22 | 30.7 | 30.1 | 28.6 | 25.2 |
| | | 3 | 13.74 | 27.0 | 4.65 | 3.94 | 5.15 | 31.9 | 30.9 | 27.3 | 24.0 |

| ALL-TIME TOP LIST | | | | SEASON TOP LIST | | | |
|-------------------|------------------------------|---------------------------|-----------|-----------------|-------------------------|-----------------------------|--------|
| RESULT | NAME | VENUE | DATE | RESULT | NAME | VENUE | 2019 |
| 15.50 | Inessa KRAVETS (UKR) | Göteborg (Ullevi Stadium) | 10 Aug 95 | 15.41 | Yulimar ROJAS (VEN) | Andújar (ESP) | 6 Sep |
| 15.41 | Yulimar ROJAS (VEN) | Andújar (ESP) | 6 Sep 19 | 14.93 | Shanieka RICKETTS (JAM) | Zürich (SUI) | 29 Aug |
| 15.39 | Francoise MBANGO ETONE (CMR) | ig (National Stadium) | 17 Aug 08 | 14.89 | Caterine IBARGUEN (COL) | Lausanne (Pontaise) | 5 Jul |
| 15.34 | Tatyana LEBEDEVA (RUS) | Iráklio | 4 Jul 04 | 14.77 | Liadaqmis POVEA (CUB) | Lausanne (Pontaise) | 5 Jul |
| 15.32 | Chrysopiqi DEVETZI (GRE) | Athína (Olympic Stadium) | 21 Aug 04 | 14.72 | Keturah ORJI (USA) | Stade Charléty, Paris (FRA) | 24 Aug |
| 15.31 | Caterine IBARGUEN (COL) | Monaco (Stade Louis II) | 18 Jul 14 | 14.64 | Darya NIDBAYKINA (RUS) | Zhukovskiy (RUS) | 22 Jun |
| 15.29 | Yamilé ALDAMA (CUB) | Roma (Stadio Olimpico) | 11 Jul 03 | 14.64 | Kimberly WILLIAMS (JAM) | Doha | 5 Oct |
| 15.28 | Yarqeris SAVIGNE (CUB) | Osaka (Nagai Stadium) | 31 Aug 07 | 14.61 | Kristin GIERISCH (GER) | Garbsen (GER) | 2 Jun |
| 15.25 | Olqa RYPAKOVA (KAZ) | Split (Poljud Stadion) | 4 Sep 10 | 14.59 | Ana PELETEIRO (ESP) | Stade Charléty, Paris (FRA) | 24 Aug |
| 15.20 | Šárka KAŠPARKOVA (CZE) | Athína (Olympic Stadium) | 4 Aug 97 | 14.52 | Otha SALADUKHA (UKR) | Doha | 5 Oct |
| 15.20 | Tereza MARINOVA (BUL) | Sydney (Olympic Stadium) | 24 Sep 00 | | | | |

SUMMARY



Triple Jump Women - Qualification

With qualifying standard of 14.30 (Q) or at least the 12 best performers (q) advance to the Final

| RECORDS | RESULT | NAME | COUNTRY | AGE | VENUE | DATE |
|--------------------------------|--------|---------------------------|---------|-------------------------|---------------------------|-----------------------|
| World Record WR | 15.50 | Inessa KRAVETS | UKR | 29 | Göteborg (Ullevi Stadium) | 10 Aug 1995 |
| Championships Record CR | 15.50 | Inessa KRAVETS | UKR | 29 | Göteborg (Ullevi Stadium) | 10 Aug 1995 |
| World Leading WL | 15.41 | Yulimar ROJAS | VEN | 24 | Andújar (ESP) | 6 Sep 2019 |
| Area Record AR | | National Record NR | | Personal Best PB | | Season Best SB |

3 October 2019

| RANK | PLACE | GROUP | BIB | NAME | COUNTRY | DATE of BIRTH | RESULT | WIND |
|------|-------|-------|-----|-----------------------|---------|---------------|--------|--------|
| 1 | 1 | A | | Shanieka RICKETTS | JAM | 2 Feb 92 | 14.42 | Q +0.6 |
| 2 | 2 | A | | Caterine IBARGUEN | COL | 12 Feb 84 | 14.32 | Q +0.5 |
| 3 | 3 | A | | Olha SALADUKHA | UKR | 4 Jun 83 | 14.32 | Q +0.4 |
| 4 | 1 | B | | Yulimar ROJAS | VEN | 21 Oct 95 | 14.31 | Q +0.2 |
| 5 | 4 | A | | Keturah ORJI | USA | 5 Mar 96 | 14.30 | Q +0.3 |
| 6 | 5 | A | | Kristiina MÄKELÄ | FIN | 20 Nov 92 | 14.26 | q +0.4 |
| 7 | 2 | B | | Rouguy DIALLO | FRA | 5 Feb 95 | 14.25 | q +0.1 |
| 8 | 3 | B | | Ana PELETEIRO | ESP | 2 Dec 95 | 14.23 | q +0.6 |
| 9 | 4 | B | | Tori FRANKLIN | USA | 7 Oct 92 | 14.23 | q +0.7 |
| 10 | 6 | A | | Patrícia MAMONA | POR | 21 Nov 88 | 14.21 | q +0.4 |
| 11 | 5 | B | | Kimberly WILLIAMS | JAM | 3 Nov 88 | 14.20 | q +0.1 |
| 12 | 6 | B | | Andreea PANTUROIU | ROU | 24 Feb 95 | 14.12 | q +0.5 |
| 13 | 7 | B | | Olga RYPAKOVA | KAZ | 30 Nov 84 | 14.09 | 0.0 |
| 14 | 8 | B | | Dovilė KILTY | LTU | 14 Jul 93 | 14.09 | +0.6 |
| 15 | 9 | B | | Liadagmis POVEA | CUB | 6 Feb 96 | 14.08 | +0.3 |
| 16 | 7 | A | | Gabriela PETROVA | BUL | 29 Jun 92 | 13.98 | +0.3 |
| 17 | 10 | B | | Ottavia CESTONARO | ITA | 12 Jan 95 | 13.97 | +0.1 |
| 18 | 8 | A | | Evelise VEIGA | POR | 3 Mar 96 | 13.89 | +0.1 |
| 19 | 11 | B | | Yosiris URRUTIA | COL | 26 Jun 86 | 13.77 | 0.0 |
| 20 | 12 | B | | Susana COSTA | POR | 22 Sep 84 | 13.77 | +0.3 |
| 21 | 9 | A | | Iryna VASKOUSKAYA | BLR | 2 Apr 91 | 13.67 | +0.7 |
| 22 | 10 | A | | Diana ZAGAINOVA | LTU | 20 Jun 97 | 13.64 | 0.0 |
| 23 | 11 | A | | Patrícia SARRAPIO | ESP | 16 Nov 82 | 13.58 | +0.1 |
| 24 | 12 | A | | Liuba Maria ZALDÍVAR | ECU | 5 Apr 93 | 13.56 | +0.1 |
| 25 | 13 | B | | Anna KRASUTSKA | UKR | 20 Jul 95 | 13.16 | +0.2 |
| 26 | 14 | B | | Aleksandra NACHEVA | BUL | 20 Aug 01 | 13.05 | +0.3 |
| | | A | | Thea LAFOND | DMA | 5 Apr 94 | DNS | |
| | | A | | Yanis Esmeralda DAVID | FRA | 12 Dec 97 | DNS | |

| ALL-TIME TOP LIST | | | | SEASON TOP LIST | | | |
|-------------------|------------------------------|---------------------------|-----------|-----------------|------------------------------|-----------------------------|--------|
| RESULT | NAME | VENUE | DATE | RESULT | NAME | VENUE | 2019 |
| 15.50 | Inessa KRAVETS (UKR) | Göteborg (Ullevi Stadium) | 10 Aug 95 | 15.41 | Yulimar ROJAS (VEN) | Andújar (ESP) | 6 Sep |
| 15.41 | Yulimar ROJAS (VEN) | Andújar (ESP) | 6 Sep 19 | 14.93 | Shanieka RICKETTS (JAM) | Zürich (SUI) | 29 Aug |
| 15.39 | Françoise MBANGO ETONE (CMR) | g (National Stadium) | 17 Aug 08 | 14.89 | Caterine IBARGUEN (COL) | Lausanne (Pontaise) | 5 Jul |
| 15.34 | Tatyana LEBEDEVA (RUS) | Iráklio | 4 Jul 04 | 14.77 | Liadagmis POVEA (CUB) | Lausanne (Pontaise) | 5 Jul |
| 15.32 | Chrysopiá DEVETZI (GRE) | Athína (Olympic Stadium) | 21 Aug 04 | 14.72 | Keturah ORJI (USA) | Stade Charléty, Paris (FRA) | 24 Aug |
| 15.31 | Caterine IBARGUEN (COL) | Monaco (Stade Louis II) | 18 Jul 14 | 14.64 | Darya NIDBAYKINA (RUS) | Zhukovskiy (RUS) | 22 Jun |
| 15.29 | Yamilé ALDAMA (CUB) | Roma (Stadio Olimpico) | 11 Jul 03 | 14.61 | Kristin GIERISCH (GER) | Garbsen (GER) | 2 Jun |
| 15.28 | Yarqeris SAVIGNE (CUB) | Osaka (Nagai Stadium) | 31 Aug 07 | 14.59 | Ana PELETEIRO (ESP) | Stade Charléty, Paris (FRA) | 24 Aug |
| 15.25 | Olga RYPAKOVA (KAZ) | Split (Poljud Stadion) | 4 Sep 10 | 14.56 | Kimberly WILLIAMS (JAM) | Monaco (MON) | 11 Jul |
| 15.20 | Šárka KAŠPARKOVA (CZE) | Athína (Olympic Stadium) | 4 Aug 97 | 14.51 | Paraskevi PAPACHRISTOU (GRE) | Lausanne (Pontaise) | 5 Jul |
| 15.20 | Tereza MARINOVA (BUL) | Sydney (Olympic Stadium) | 24 Sep 00 | | | | |

RESULTS



Triple Jump Women - Qualification

With qualifying standard of 14.30 (Q) or at least the 12 best performers (q) advance to the Final

| RECORDS | RESULT NAME | COUNTRY | AGE | VENUE | DATE |
|--------------------------------|-----------------------------|-------------------------|-----------------------|---------------------------|-------------|
| World Record WR | 15.50 Inessa KRAVETS | UKR | 29 | Göteborg (Ullevi Stadium) | 10 Aug 1995 |
| Championships Record CR | 15.50 Inessa KRAVETS | UKR | 29 | Göteborg (Ullevi Stadium) | 10 Aug 1995 |
| World Leading WL | 15.41 Yulimar ROJAS | VEN | 24 | Andújar (ESP) | 6 Sep 2019 |
| Area Record AR | National Record NR | Personal Best PB | Season Best SB | | |

Group A

3 October 2019 16:40 START TIME
TEMPERATURE **26° C** HUMIDITY **59%**
17:17 END TIME
TEMPERATURE **26° C** HUMIDITY **61%**

| PLACE | NAME | COUNTRY | DATE of BIRTH | ORDER | RESULT | 1 | 2 | 3 |
|-------|-----------------------|---------|---------------|-------|------------------------|---------------|---------------|---------------|
| 1 | Shanieka RICKETTS | JAM | 2 Feb 92 | 4 | 14.42 Q +0.6 | 14.42 +0.6 | | |
| 2 | Caterine IBARGUEN | COL | 12 Feb 84 | 3 | 14.32 Q +0.5 | 13.97 +0.2 | 14.32 +0.5 | |
| 3 | Olha SALADUKHA | UKR | 4 Jun 83 | 2 | 14.32 Q +0.4 | X 0.0 | X +0.2 | 14.32 +0.4 |
| 4 | Keturah ORJI | USA | 5 Mar 96 | 11 | 14.30 Q +0.3 | 14.30 +0.3 | | |
| 5 | Kristiina MÄKELÄ | FIN | 20 Nov 92 | 1 | 14.26 q +0.4 | 14.26 +0.4 | 14.10 +0.4 | 14.06 +0.3 |
| 6 | Patrícia MAMONA | POR | 21 Nov 88 | 7 | 14.21 q +0.4 | 14.21 +0.4 | 11.95 +0.5 | 14.18 +0.6 |
| 7 | Gabriela PETROVA | BUL | 29 Jun 92 | 10 | 13.98 +0.3 | 13.84 +0.5 | 13.98 +0.3 | X +0.5 |
| 8 | Evelise VEIGA | POR | 3 Mar 96 | 12 | 13.89 +0.1 | 13.48 +0.3 | 13.89 +0.1 | 13.58 +0.6 |
| 9 | Iryna VASKOUSKAYA | BLR | 2 Apr 91 | 8 | 13.67 +0.7 | 13.67 +0.7 | 13.57 +0.4 | 12.48 +0.3 |
| 10 | Diana ZAGAINOVA | LTU | 20 Jun 97 | 6 | 13.64 0.0 | 13.58 +0.7 | X +0.9 | 13.64 0.0 |
| 11 | Patricia SARRAPIO | ESP | 16 Nov 82 | 14 | 13.58 +0.1 | 13.58 +0.1 | 13.40 +0.3 | 13.46 +0.5 |
| 12 | Liuba Maria ZALDÍVAR | ECU | 5 Apr 93 | 9 | 13.56 +0.1 | 13.48 +0.3 | 13.56 +0.1 | 13.16 +0.2 |
| | Yanis Esmeralda DAVID | FRA | 12 Dec 97 | 5 | DNS | | | |
| | Thea LAFOND | DMA | 5 Apr 94 | 13 | DNS | | | |

RESULTS
Triple Jump Women - Qualification

Group B

3 October 2019 16:40 START TIME 26° C 59 %
TEMPERATURE HUMIDITY
17:48 END TIME 26° C 61 %

| PLACE | NAME | COUNTRY | DATE of BIRTH | ORDER | RESULT | 1 | 2 | 3 |
|-------|--------------------|---------|---------------|-------|------------------------|---------------|---------------|---------------|
| 1 | Yulimar ROJAS | VEN | 21 Oct 95 | 14 | 14.31 Q +0.2 | X +0.5 | 14.31 +0.2 | |
| 2 | Rouguy DIALLO | FRA | 5 Feb 95 | 3 | 14.25 q +0.1 | 14.25 +0.1 | 14.04 +0.1 | X 0.0 |
| 3 | Ana PELETEIRO | ESP | 2 Dec 95 | 13 | 14.23 q +0.6 | 14.11 +0.3 | 14.23 +0.6 | - |
| 4 | Tori FRANKLIN | USA | 7 Oct 92 | 5 | 14.23 q +0.7 | 14.23 +0.7 | X +0.4 | 13.86 +0.1 |
| 5 | Kimberly WILLIAMS | JAM | 3 Nov 88 | 10 | 14.20 q +0.1 | 14.20 +0.1 | 13.75 +0.1 | 13.73 +0.4 |
| 6 | Andreea PANTUROIU | ROU | 24 Feb 95 | 1 | 14.12 q +0.5 | X 0.0 | 14.12 +0.5 | 14.02 +0.2 |
| 7 | Olga RYPAKOVA | KAZ | 30 Nov 84 | 4 | 14.09 0.0 | 14.09 0.0 | 14.05 +0.3 | X +0.2 |
| 8 | Dovilė KILTY | LTU | 14 Jul 93 | 6 | 14.09 +0.6 | 14.01 +0.4 | 14.09 +0.6 | 12.62 +0.1 |
| 9 | Liadagmis POVEA | CUB | 6 Feb 96 | 9 | 14.08 +0.3 | 14.01 +0.3 | 14.08 +0.3 | 13.98 -0.1 |
| 10 | Ottavia CESTONARO | ITA | 12 Jan 95 | 8 | 13.97 +0.1 | X +0.3 | 13.97 +0.1 | X -0.3 |
| 11 | Yosiris URRUTIA | COL | 26 Jun 86 | 7 | 13.77 0.0 | X +0.4 | 13.77 0.0 | 13.73 +0.3 |
| 12 | Susana COSTA | POR | 22 Sep 84 | 11 | 13.77 +0.3 | 13.71 +0.1 | 13.77 +0.3 | 13.65 0.0 |
| 13 | Anna KRASUTSKA | UKR | 20 Jul 95 | 12 | 13.16 +0.2 | 13.16 +0.2 | 13.14 +0.4 | 13.09 +0.6 |
| 14 | Aleksandra NACHEVA | BUL | 20 Aug 01 | 2 | 13.05 +0.3 | 13.05 +0.3 | X -0.1 | 12.71 +0.3 |

ALL-TIME TOP LIST

SEASON TOP LIST

| RESULT | NAME | VENUE | DATE | RESULT | NAME | VENUE | 2019 |
|--------|------------------------------|---------------------------|-----------|--------|------------------------------|-----------------------------|--------|
| 15.50 | Inessa KRAVETS (UKR) | Göteborg (Ullevi Stadium) | 10 Aug 95 | 15.41 | Yulimar ROJAS (VEN) | Andújar (ESP) | 6 Sep |
| 15.41 | Yulimar ROJAS (VEN) | Andújar (ESP) | 6 Sep 19 | 14.93 | Shanieka RICKETTS (JAM) | Zürich (SUI) | 29 Aug |
| 15.39 | Françoise MBANGO ETONE (CMR) | g (National Stadium) | 17 Aug 08 | 14.89 | Caterine IBARGUEN (COL) | Lausanne (Pontaise) | 5 Jul |
| 15.34 | Tatyana LEBEDEVA (RUS) | Iraklio | 4 Jul 04 | 14.77 | Liadagmis POVEA (CUB) | Lausanne (Pontaise) | 5 Jul |
| 15.32 | Chrysopigi DEVETZI (GRE) | Athína (Olympic Stadium) | 21 Aug 04 | 14.72 | Keturah ORJI (USA) | Stade Charléty, Paris (FRA) | 24 Aug |
| 15.31 | Caterine IBARGUEN (COL) | Monaco (Stade Louis II) | 18 Jul 14 | 14.64 | Darya NIDBAYKINA (RUS) | Zhukovskiy (RUS) | 22 Jun |
| 15.29 | Yamilé ALDAMA (CUB) | Roma (Stadio Olimpico) | 11 Jul 03 | 14.61 | Kristin GIERISCH (GER) | Garbsen (GER) | 2 Jun |
| 15.28 | Yargeris SAVIGNE (CUB) | Osaka (Nagai Stadium) | 31 Aug 07 | 14.59 | Ana PELETEIRO (ESP) | Stade Charléty, Paris (FRA) | 24 Aug |
| 15.25 | Olga RYPAKOVA (KAZ) | Split (Poljud Stadion) | 4 Sep 10 | 14.56 | Kimberly WILLIAMS (JAM) | Monaco (MON) | 11 Jul |
| 15.20 | Šárka KAŠPARKOVA (CZE) | Athína (Olympic Stadium) | 4 Aug 97 | 14.51 | Paraskevi PAPACHRISTOU (GRE) | Lausanne (Pontaise) | 5 Jul |
| 15.20 | Tereza MARINOVA (BUL) | Sydney (Olympic Stadium) | 24 Sep 00 | | | | |

RESULTS

Shot Put Women - Final



| RECORDS | RESULT NAME | COUNTRY | AGE | VENUE | DATE |
|--------------------------------|---------------------------------|-------------------------|-----------------------|------------------------|-------------|
| World Record WR | 22.63 Natalya LISOVSKAYA | URS | 25 | Moskva (Lenin Stadium) | 7 Jun 1987 |
| Championships Record CR | 21.24 Natalya LISOVSKAYA | URS | 25 | Roma (Stadio Olimpico) | 5 Sep 1987 |
| Championships Record CR | 21.24 Valerie ADAMS | NZL | 27 | Daegu (DS) | 29 Aug 2011 |
| World Leading WL | 20.31 Lijiao GONG | CHN | 30 | Zürich (SUI) | 29 Aug 2019 |
| Area Record AR | National Record NR | Personal Best PB | Season Best SB | | |

3 October 2019 22:35 START TIME 26° C 61 %
TEMPERATURE HUMIDITY
23:35 END TIME 26° C 61 %

| PLACE | NAME | COUNTRY | DATE of BIRTH | ORDER | RESULT | 1 | 2 | 3 | ORD. | 4 | 5 | ORD. | 6 |
|-------|---------------------|---------|---------------|-------|--------------|-------|-------|-------|------|-------|-------|------|-------|
| 1 | Lijiao GONG | CHN | 24 Jan 89 | 3 | 19.55 | 19.07 | 19.42 | 19.21 | 8 | 19.55 | X | 8 | X |
| 2 | Danniel THOMAS-DODD | JAM | 11 Nov 92 | 11 | 19.47 | 18.97 | 19.02 | 19.36 | 7 | 19.05 | X | 7 | 19.47 |
| 3 | Christina SCHWANITZ | GER | 24 Dec 85 | 12 | 19.17 | 18.61 | 18.87 | 18.68 | 6 | 18.67 | 19.17 | 6 | 18.44 |
| 4 | Maggie EWEN | USA | 23 Sep 94 | 6 | 18.93 | 18.04 | 18.48 | 18.79 | 4 | 18.91 | 18.93 | 5 | X |
| 5 | Anita MÁRTON | HUN | 15 Jan 89 | 8 | 18.86 | 18.75 | 18.41 | 18.37 | 3 | 18.28 | 18.18 | 2 | 18.86 |
| 6 | Aliona DUBITSKAYA | BLR | 25 Jan 90 | 5 | 18.86 | 18.66 | 18.48 | 18.86 | 5 | 18.36 | 18.58 | 4 | 18.55 |
| 7 | Chase EALEY | USA | 20 Jul 94 | 9 | 18.82 | 18.70 | 18.25 | X | 2 | X | 18.82 | 3 | 18.61 |
| 8 | Brittany CREW | CAN | 6 Mar 94 | 4 | 18.55 | 18.46 | 18.18 | X | 1 | 18.55 | 18.40 | 1 | 17.46 |
| 9 | Michelle CARTER | USA | 12 Oct 85 | 2 | 18.41 | 18.32 | 18.31 | 18.41 | | | | | |
| 10 | Paulina GUBA | POL | 14 May 91 | 10 | 18.02 | 18.02 | 17.97 | X | | | | | |
| 11 | Sophie MCKINNA | GBR | 31 Aug 94 | 7 | 17.99 | 17.99 | 17.85 | 17.68 | | | | | |
| 12 | Dimitriana SURDU | MDA | 12 Apr 94 | 1 | 17.64 | 17.64 | 17.45 | X | | | | | |

| ALL-TIME TOP LIST | | | | SEASON TOP LIST | | | |
|-------------------|--------------------------|------------------------|-----------|-----------------|---------------------------|--|--------|
| RESULT | NAME | VENUE | DATE | RESULT | NAME | VENUE | 2019 |
| 22.63 | Natalya LISOVSKAYA (URS) | Moskva (Lenin Stadium) | 7 Jun 87 | 20.31 | Lijiao GONG (CHN) | Zürich (SUI) | 29 Aug |
| 22.45 | Itona SLUPIANEK (GDR) | Potsdam | 11 May 80 | 19.68 | Chase EALEY (USA) | Zürich (SUI) | 29 Aug |
| 22.32 | Helena FIBINGEROVÁ (TCH) | Nitra | 20 Aug 77 | 19.55 | Danniel THOMAS-DODD (JAM) | Lima (PER) | 9 Aug |
| 22.19 | Claudia LOSCH (FRG) | Hainfeld | 23 Aug 87 | 19.47 | Maggie EWEN (USA) | Dinamo National Olympic Stadium, Minsk (| 10 Sep |
| 21.89 | Ivanka KHRISTOVA (BUL) | Belmeken | 4 Jul 76 | 19.37 | Christina SCHWANITZ (GER) | Zürich (SUI) | 29 Aug |
| 21.86 | Marianne ADAM (GDR) | Leipzig | 23 Jun 79 | 19.28 | Brittany CREW (CAN) | Olympiastadion, Berlin (GER) | 1 Sep |
| 21.76 | Meisu LI (CHN) | Shijiazhuang | 23 Apr 88 | 19.21 | Aliona DUBITSKAYA (BLR) | Zürich (SUI) | 29 Aug |
| 21.73 | Natalya AKHRIMENKO (URS) | Leselidze | 21 May 88 | 19.06 | Fanny ROOS (SWE) | Dinamo National Olympic Stadium, Minsk (| 10 Sep |
| 21.69 | Vita PAVLYSH (UKR) | Budapest | 20 Aug 98 | 19.01 | Jessica RAMSEY (USA) | Lima (PER) | 9 Aug |
| 21.66 | Xinmei SUI (CHN) | Beijing | 9 Jun 90 | 18.95 | Anita MÁRTON (HUN) | Dinamo National Olympic Stadium, Minsk (| 10 Sep |

SUMMARY



Shot Put Women - Qualification

With qualifying standard of 18.40 (Q) or at least the 12 best performers (q) advance to the Final

| RECORDS | RESULT | NAME | COUNTRY | AGE | VENUE | DATE |
|--------------------------------|--------|---------------------------|---------|-------------------------|------------------------|-----------------------|
| World Record WR | 22.63 | Natalya LISOVSKAYA | URS | 25 | Moskva (Lenin Stadium) | 7 Jun 1987 |
| Championships Record CR | 21.24 | Natalya LISOVSKAYA | URS | 25 | Roma (Stadio Olimpico) | 5 Sep 1987 |
| Championships Record CR | 21.24 | Valerie ADAMS | NZL | 27 | Daegu (DS) | 29 Aug 2011 |
| World Leading WL | 20.31 | Lijiao GONG | CHN | 30 | Zürich (SUI) | 29 Aug 2019 |
| Area Record AR | | National Record NR | | Personal Best PB | | Season Best SB |

2 October 2019

| RANK | PLACE | GROUP | BIB | NAME | COUNTRY | DATE of BIRTH | RESULT | |
|------|-------|-------|-----|---------------------|---------|---------------|--------------|--------------------|
| 1 | 1 | A | | Danniel THOMAS-DODD | JAM | 11 Nov 92 | 19.32 | Q |
| 2 | 1 | B | | Maggie EWEN | USA | 23 Sep 94 | 19.21 | Q |
| 3 | 2 | B | | Lijiao GONG | CHN | 24 Jan 89 | 18.96 | Q |
| 4 | 2 | A | | Michelle CARTER | USA | 12 Oct 85 | 18.85 | Q SB |
| 5 | 3 | B | | Dimitriana SURDU | MDA | 12 Apr 94 | 18.71 | Q SB |
| 6 | 3 | A | | Sophie MCKINNA | GBR | 31 Aug 94 | 18.61 | Q PB |
| 7 | 4 | B | | Christina SCHWANITZ | GER | 24 Dec 85 | 18.52 | Q |
| 8 | 4 | A | | Aliona DUBITSKAYA | BLR | 25 Jan 90 | 18.51 | Q |
| 9 | 5 | B | | Anita MÁRTON | HUN | 15 Jan 89 | 18.44 | Q |
| 10 | 5 | A | | Chase EALEY | USA | 20 Jul 94 | 18.35 | q |
| 11 | 6 | A | | Brittany CREW | CAN | 6 Mar 94 | 18.30 | q |
| 12 | 7 | A | | Paulina GUBA | POL | 14 May 91 | 18.04 | q |
| 13 | 8 | A | | Sara GAMBETTA | GER | 18 Feb 93 | 18.01 | |
| 14 | 6 | B | | Fanny ROOS | SWE | 2 Jan 95 | 18.01 | |
| 15 | 7 | B | | Klaudia KARDASZ | POL | 2 May 96 | 17.79 | |
| 16 | 8 | B | | Emel DERELI | TUR | 25 Feb 96 | 17.71 | |
| 17 | 9 | A | | Linru ZHANG | CHN | 23 Sep 99 | 17.65 | |
| 18 | 9 | B | | Alena PASECHNIK | BLR | 17 Apr 95 | 17.55 | |
| 19 | 10 | A | | Portious WARREN | TTO | 2 Mar 96 | 17.46 | |
| 20 | 10 | B | | Alina KENZEL | GER | 10 Aug 97 | 17.46 | |
| 21 | 11 | A | | Geisa ARCANJO | BRA | 19 Sep 91 | 17.45 | |
| 22 | 11 | B | | Noora Salem JASIM | BRN | 27 Nov 96 | 17.36 | |
| 23 | 12 | A | | Jiayuan SONG | CHN | 15 Sep 97 | 17.24 | |
| 24 | 12 | B | | Sarah MITTON | CAN | 20 Jun 96 | 17.24 | |
| 25 | 13 | B | | Madison-Lee WESCHE | NZL | 13 Jun 99 | 17.22 | |
| 26 | 13 | A | | Oyesade OLATOYE | NGR | 25 Jan 97 | 16.97 | |
| 27 | 14 | A | | Ahymará ESPINOZA | VEN | 28 May 85 | 16.89 | |

| ALL-TIME TOP LIST | | | | SEASON TOP LIST | | | |
|-------------------|--------------------------|------------------------|-----------|-----------------|---------------------------|--|--------|
| RESULT | NAME | VENUE | DATE | RESULT | NAME | VENUE | 2019 |
| 22.63 | Natalya LISOVSKAYA (URS) | Moskva (Lenin Stadium) | 7 Jun 87 | 20.31 | Lijiao GONG (CHN) | Zürich (SUI) | 29 Aug |
| 22.45 | Iлона SLUPIANEK (GDR) | Potsdam | 11 May 80 | 19.68 | Chase EALEY (USA) | Zürich (SUI) | 29 Aug |
| 22.32 | Helena FIBINGEROVÁ (TCH) | Nitra | 20 Aug 77 | 19.55 | Danniel THOMAS-DODD (JAM) | Lima (PER) | 9 Aug |
| 22.19 | Claudia LOSCH (FRG) | Hainfeld | 23 Aug 87 | 19.47 | Maqqie EWEN (USA) | Dinamo National Olympic Stadium, Minsk (| 10 Sep |
| 21.89 | Ivanka KHRISTOVA (BUL) | Belmeken | 4 Jul 76 | 19.37 | Christina SCHWANITZ (GER) | Zürich (SUI) | 29 Aug |
| 21.86 | Marianne ADAM (GDR) | Leipzig | 23 Jun 79 | 19.28 | Brittany CREW (CAN) | Olympiastadion, Berlin (GER) | 1 Sep |
| 21.76 | Meisu LI (CHN) | Shijiazhuang | 23 Apr 88 | 19.21 | Aliona DUBITSKAYA (BLR) | Zürich (SUI) | 29 Aug |
| 21.73 | Natalya AKHRIMENKO (URS) | Leselidze | 21 May 88 | 19.06 | Fanny ROOS (SWE) | Dinamo National Olympic Stadium, Minsk (| 10 Sep |
| 21.69 | Vita PAVLYSH (UKR) | Budapest | 20 Aug 98 | 19.01 | Jessica RAMSEY (USA) | Lima (PER) | 9 Aug |
| 21.66 | Xinmei SUI (CHN) | Beijing | 9 Jun 90 | 18.95 | Anita MÁRTON (HUN) | Dinamo National Olympic Stadium, Minsk (| 10 Sep |

RESULTS



Shot Put Women - Qualification

With qualifying standard of 18.40 (Q) or at least the 12 best performers (q) advance to the Final

| RECORDS | RESULT NAME | COUNTRY | AGE | VENUE | DATE |
|--------------------------------|--------------------------|---------|-----|------------------------|-------------|
| World Record WR | 22.63 Natalya LISOVSKAYA | URS | 25 | Moskva (Lenin Stadium) | 7 Jun 1987 |
| Championships Record CR | 21.24 Natalya LISOVSKAYA | URS | 25 | Roma (Stadio Olimpico) | 5 Sep 1987 |
| Championships Record CR | 21.24 Valerie ADAMS | NZL | 27 | Daegu (DS) | 29 Aug 2011 |
| World Leading WL | 20.31 Lijiao GONG | CHN | 30 | Zürich (SUI) | 29 Aug 2019 |

| Area Record AR | National Record NR | Personal Best PB | Season Best SB |
|---------------------------------|---------------------------|-------------------------|-----------------------|
| Group A | | 25° C | 53 % |
| 2 October 2019 16:47 START TIME | | TEMPERATURE | HUMIDITY |
| 17:27 END TIME | | 26° C | 59 % |

| PLACE | NAME | COUNTRY | DATE of BIRTH | ORDER | RESULT | 1 | 2 | 3 |
|-------|--------------------|---------|---------------|-------|-------------------|-------|-------|-------|
| 1 | Daniel THOMAS-DODD | JAM | 11 Nov 92 | 6 | 19.32 Q | 17.60 | 18.06 | 19.32 |
| 2 | Michelle CARTER | USA | 12 Oct 85 | 2 | 18.85 Q SB | 18.85 | | |
| 3 | Sophie MCKINNA | GBR | 31 Aug 94 | 3 | 18.61 Q PB | 17.74 | 18.05 | 18.61 |
| 4 | Aliona DUBITSKAYA | BLR | 25 Jan 90 | 14 | 18.51 Q | 18.51 | | |
| 5 | Chase EALEY | USA | 20 Jul 94 | 8 | 18.35 q | 17.90 | X | 18.35 |
| 6 | Brittany CREW | CAN | 6 Mar 94 | 13 | 18.30 q | 17.35 | 18.30 | 18.24 |
| 7 | Paulina GUBA | POL | 14 May 91 | 9 | 18.04 q | 17.36 | 18.04 | X |
| 8 | Sara GAMBETTA | GER | 18 Feb 93 | 1 | 18.01 | 17.59 | 18.01 | 17.41 |
| 9 | Linru ZHANG | CHN | 23 Sep 99 | 11 | 17.65 | X | 17.06 | 17.65 |
| 10 | Portious WARREN | TTO | 2 Mar 96 | 5 | 17.46 | 17.43 | 17.46 | X |
| 11 | Geisa ARCANJO | BRA | 19 Sep 91 | 10 | 17.45 | 17.30 | X | 17.45 |
| 12 | Jiayuan SONG | CHN | 15 Sep 97 | 4 | 17.24 | 15.14 | 17.10 | 17.24 |
| 13 | Oyesade OLATOYE | NGR | 25 Jan 97 | 12 | 16.97 | 16.97 | X | X |
| 14 | Ahymará ESPINOZA | VEN | 28 May 85 | 7 | 16.89 | X | 16.89 | X |

| Area Record AR | National Record NR | Personal Best PB | Season Best SB |
|---------------------------------|---------------------------|-------------------------|-----------------------|
| Group B | | 25° C | 53 % |
| 2 October 2019 16:47 START TIME | | TEMPERATURE | HUMIDITY |
| 17:17 END TIME | | 26° C | 59 % |

| PLACE | NAME | COUNTRY | DATE of BIRTH | ORDER | RESULT | 1 | 2 | 3 |
|-------|---------------------|---------|---------------|-------|-------------------|-------|-------|-------|
| 1 | Maggie EWEN | USA | 23 Sep 94 | 13 | 19.21 Q | 19.21 | | |
| 2 | Lijiao GONG | CHN | 24 Jan 89 | 11 | 18.96 Q | 18.96 | | |
| 3 | Dimitriana SURDU | MDA | 12 Apr 94 | 2 | 18.71 Q SB | 18.71 | | |
| 4 | Christina SCHWANITZ | GER | 24 Dec 85 | 6 | 18.52 Q | 18.52 | | |
| 5 | Anita MÁRTON | HUN | 15 Jan 89 | 1 | 18.44 Q | 18.29 | 18.44 | |
| 6 | Fanny ROOS | SWE | 2 Jan 95 | 9 | 18.01 | X | 18.01 | 17.39 |
| 7 | Klaudia KARDASZ | POL | 2 May 96 | 10 | 17.79 | X | 16.86 | 17.79 |
| 8 | Emel DERELI | TUR | 25 Feb 96 | 12 | 17.71 | 16.51 | X | 17.71 |
| 9 | Alena PASECHNIK | BLR | 17 Apr 95 | 4 | 17.55 | 17.55 | X | 17.42 |
| 10 | Alina KENZEL | GER | 10 Aug 97 | 3 | 17.46 | 16.58 | 17.46 | 17.42 |
| 11 | Noora Salem JASIM | BRN | 27 Nov 96 | 5 | 17.36 | 17.36 | X | 16.83 |
| 12 | Sarah MITTON | CAN | 20 Jun 96 | 7 | 17.24 | 16.27 | X | 17.24 |
| 13 | Madison-Lee WESCHE | NZL | 13 Jun 99 | 8 | 17.22 | 16.55 | 17.22 | X |

| ALL-TIME TOP LIST | | | | SEASON TOP LIST | | | |
|-------------------|--------------------------|------------------------|-----------|-----------------|---------------------------|--|--------|
| RESULT | NAME | VENUE | DATE | RESULT | NAME | VENUE | 2019 |
| 22.63 | Natalya LISOVSKAYA (URS) | Moskva (Lenin Stadium) | 7 Jun 87 | 20.31 | Lijiao GONG (CHN) | Zürich (SUI) | 29 Aug |
| 22.45 | Itona SLUPIANEK (GDR) | Potsdam | 11 May 80 | 19.68 | Chase EALEY (USA) | Zürich (SUI) | 29 Aug |
| 22.32 | Helena FIBINGEROVÁ (TCH) | Nitra | 20 Aug 77 | 19.55 | Daniel THOMAS-DODD (JAM) | Lima (PER) | 9 Aug |
| 22.19 | Claudia LOSCH (FRG) | Hainfeld | 23 Aug 87 | 19.47 | Maqqie EWEN (USA) | Dinamo National Olympic Stadium, Minsk (| 10 Sep |
| 21.89 | Ivanka KHRISTOVA (BUL) | Belmeken | 4 Jul 76 | 19.37 | Christina SCHWANITZ (GER) | Zürich (SUI) | 29 Aug |
| 21.86 | Marianne ADAM (GDR) | Leipzig | 23 Jun 79 | 19.28 | Brittany CREW (CAN) | Olympiastadion, Berlin (GER) | 1 Sep |
| 21.76 | Meisu LI (CHN) | Shijiazhuang | 23 Apr 88 | 19.21 | Aliona DUBITSKAYA (BLR) | Zürich (SUI) | 29 Aug |
| 21.73 | Natalya AKHRIMENKO (URS) | Leselidze | 21 May 88 | 19.06 | Fanny ROOS (SWE) | Dinamo National Olympic Stadium, Minsk (| 10 Sep |
| 21.69 | Vita PAVLYSH (UKR) | Budapest | 20 Aug 98 | 19.01 | Jessica RAMSEY (USA) | Lima (PER) | 9 Aug |
| 21.66 | Xinmei SUI (CHN) | Beijing | 9 Jun 90 | 18.95 | Anita MÁRTON (HUN) | Dinamo National Olympic Stadium, Minsk (| 10 Sep |

RESULTS

Discus Throw Women - Final



| RECORDS | RESULT NAME | COUNTRY | AGE | VENUE | DATE |
|--------------------------------|-------------------------------|-------------------------|-----------------------|---------------------------------|-------------|
| World Record WR | 76.80 Gabriele REINSCH | GDR | 25 | Neubrandenburg (Jahn Sportpark) | 9 Jul 1988 |
| Championships Record CR | 71.62 Martina HELLMANN | GDR | 27 | Roma (Stadio Olimpico) | 31 Aug 1987 |
| World Leading WL | 69.39 Yaimé PÉREZ | CUB | 28 | Sotteville (FRA) | 16 Jul 2019 |
| Area Record AR | National Record NR | Personal Best PB | Season Best SB | | |

4 October 2019 21:01 START TIME 25° C 74 %
TEMPERATURE HUMIDITY
22:07 END TIME 26° C 61 %

| PLACE | NAME | COUNTRY | DATE of BIRTH | ORDER | RESULT | 1 | 2 | 3 | ORD. | 4 | 5 | ORD. | 6 |
|-------|----------------------|---------|---------------|-------|--------------|-------|-------|-------|------|-------|-------|------|-------|
| 1 | Yaimé PÉREZ | CUB | 29 May 91 | 2 | 69.17 | 68.10 | 65.01 | 65.76 | 8 | 68.01 | 69.17 | 8 | 64.61 |
| 2 | Denia CABALLERO | CUB | 13 Jan 90 | 11 | 68.44 | X | 66.80 | 67.32 | 7 | 68.44 | X | 7 | 65.64 |
| 3 | Sandra PERKOVIĆ | CRO | 21 Jun 90 | 5 | 66.72 | 66.72 | 62.30 | 66.19 | 6 | X | X | 6 | X |
| 4 | Yang CHEN | CHN | 10 Jul 91 | 8 | 63.38 | 59.54 | 61.50 | 63.38 | 5 | X | 61.31 | 5 | X |
| 5 | Bin FENG | CHN | 3 Apr 94 | 1 | 62.48 | 62.48 | X | X | 4 | 61.31 | X | 4 | 61.00 |
| 6 | Fernanda MARTINS | BRA | 26 Jul 88 | 7 | 62.44 | 60.47 | 62.44 | 61.11 | 3 | X | X | 3 | 62.24 |
| 7 | Valarie ALLMAN | USA | 23 Feb 95 | 6 | 61.82 | X | 61.82 | 59.40 | 2 | X | X | 2 | X |
| 8 | Nadine MÜLLER | GER | 21 Nov 85 | 12 | 61.55 | X | 59.88 | 60.98 | 1 | 61.55 | X | 1 | 60.35 |
| 9 | Claudine VITA | GER | 19 Sep 96 | 9 | 60.77 | 60.77 | 59.14 | X | | | | | |
| 10 | Mélina ROBERT-MICHON | FRA | 18 Jul 79 | 10 | 59.99 | X | 59.99 | 57.64 | | | | | |
| 11 | Kristin PUDENZ | GER | 9 Feb 93 | 4 | 57.69 | 55.94 | 57.69 | X | | | | | |
| | Laulauga TAUSAGA | USA | 22 May 98 | 3 | NM | X | X | X | | | | | |

ALL-TIME TOP LIST

| RESULT | NAME | VENUE | DATE |
|--------|---------------------------|---------------------------------|-----------|
| 76.80 | Gabriele REINSCH (GDR) | ubrandenburg (Jahn Sportpark) | 9 Jul 88 |
| 74.56 | Zdenka ŠILHAVÁ (TCH) | Nitra | 26 Aug 84 |
| 74.56 | Ilke WYLUDDA (GDR) | Neubrandenburg (Jahn Sportpark) | 23 Jul 89 |
| 74.08 | Diana SACHSE-GANSKY (GDR) | Karl-Marx-Stadt | 20 Jun 87 |
| 73.36 | Irina MESZYNSKI (GDR) | Praha (Stadion Rošický) | 17 Aug 84 |
| 73.28 | Galina SAVINKOVA (URS) | Donetsk | 8 Sep 84 |
| 73.22 | Tsvetanka KHRISTOVA (BUL) | Kazanlak | 19 Apr 87 |
| 73.10 | Gisela BEYER (GDR) | Berlin | 20 Jul 84 |
| 72.92 | Martina HELLMANN (GDR) | Potsdam | 20 Aug 87 |
| 72.14 | Galina MURASHOVA (URS) | Praha (TCH) | 17 Aug 84 |

SEASON TOP LIST

| RESULT | NAME | VENUE | 2019 |
|--------|--------------------------|-----------------------|--------|
| 69.39 | Yaimé PÉREZ (CUB) | Sotteville (FRA) | 16 Jul |
| 69.20 | Denia CABALLERO (CUB) | Huelva (ESP) | 20 Jun |
| 68.58 | Sandra PERKOVIĆ (CRO) | Varazdin (CRO) | 10 Aug |
| 67.15 | Valarie ALLMAN (USA) | Chula Vista, CA (USA) | 11 Apr |
| 66.64 | Claudine VITA (GER) | Neubrandenburg (GER) | 1 May |
| 65.98 | Andressa DE MORAIS (BRA) | Lima (PER) | 6 Aug |
| 65.45 | Bin FENG (CHN) | Brest (BLR) | 27 Apr |
| 65.05 | Shadae LAWRENCE (JAM) | Clovis, CA (USA) | 11 May |
| 64.88 | Yang CHEN (CHN) | Wuhan (CHN) | 17 Sep |
| 64.52 | Nadine MÜLLER (GER) | Halle (GER) | 1 Jun |

SUMMARY



Discus Throw Women - Qualification

With qualifying standard of 63.00 (Q) or at least the 12 best performers (q) advance to the Final

| RECORDS | RESULT | NAME | COUNTRY | AGE | VENUE | DATE |
|--------------------------------|--------------|---------------------------|---------|-------------------------|---------------------------------|-----------------------|
| World Record WR | 76.80 | Gabriele REINSCH | GDR | 25 | Neubrandenburg (Jahn Sportpark) | 9 Jul 1988 |
| Championships Record CR | 71.62 | Martina HELLMANN | GDR | 27 | Roma (Stadio Olimpico) | 31 Aug 1987 |
| World Leading WL | 69.39 | Yaimé PÉREZ | CUB | 28 | Sotteville (FRA) | 16 Jul 2019 |
| Area Record AR | | National Record NR | | Personal Best PB | | Season Best SB |

2 October 2019

| RANK | PLACE | GROUP | BIB | NAME | COUNTRY | DATE of BIRTH | RESULT | |
|------|-------|-------|-----|---------------------------|---------|---------------|--------------|--------------------|
| 1 | 1 | A | | Yaimé PÉREZ | CUB | 29 May 91 | 67.78 | Q |
| 2 | 1 | B | | Denia CABALLERO | CUB | 13 Jan 90 | 65.86 | Q |
| 3 | 2 | B | | Sandra PERKOVIĆ | CRO | 21 Jun 90 | 65.20 | Q |
| 4 | 2 | A | | Mélina ROBERT-MICHON | FRA | 18 Jul 79 | 64.02 | Q SB |
| 5 | 3 | B | | Laulauga TAUSAGA | USA | 22 May 98 | 63.94 | Q PB |
| 6 | 3 | A | | Kristin PUDENZ | GER | 9 Feb 93 | 63.35 | Q |
| 7 | 4 | A | | Yang CHEN | CHN | 10 Jul 91 | 63.10 | Q |
| 8 | 4 | B | | Nadine MÜLLER | GER | 21 Nov 85 | 62.93 | q |
| 9 | 5 | B | | Bin FENG | CHN | 3 Apr 94 | 62.51 | q |
| 10 | 6 | B | | Fernanda MARTINS | BRA | 26 Jul 88 | 62.33 | q |
| 11 | 5 | A | | Claudine VITA | GER | 19 Sep 96 | 62.31 | q |
| 12 | 6 | A | | Valarie ALLMAN | USA | 23 Feb 95 | 62.25 | q |
| 13 | 7 | B | | Chioma ONYEKWERE | NGR | 28 Jun 94 | 61.38 | PB |
| 14 | 7 | A | | Kelsey CARD | USA | 20 Aug 92 | 61.32 | |
| 15 | 8 | A | | Chrysoula ANAGNOSTOPOULOU | GRE | 27 Aug 91 | 59.91 | SB |
| 16 | 9 | A | | Shanice LOVE | JAM | 9 Jun 97 | 59.50 | |
| 17 | 8 | B | | Eliška STAŇKOVÁ | CZE | 11 Nov 84 | 58.98 | SB |
| 18 | 9 | B | | Jorinde VAN KLINKEN | NED | 2 Feb 00 | 58.58 | |
| 19 | 10 | B | | Shadae LAWRENCE | JAM | 31 Dec 95 | 58.51 | |
| 20 | 11 | B | | Daisy OSAKUE | ITA | 16 Jan 96 | 57.55 | |
| 21 | 10 | A | | Dragana TOMAŠEVIĆ | SRB | 4 Jun 82 | 57.13 | |
| 22 | 12 | B | | Daria ZABAWSKA | POL | 16 Apr 95 | 57.05 | |
| 23 | 13 | B | | Irina RODRIGUES | POR | 5 Feb 91 | 56.21 | |
| 24 | 14 | B | | Vanessa KAMGA | SWE | 19 Nov 98 | 55.87 | |
| 25 | 11 | A | | Nataliya SEMENOVA | UKR | 7 Jul 82 | 54.68 | |
| 26 | 12 | A | | Liliana CÁ | POR | 5 Nov 86 | 54.31 | |
| 27 | 13 | A | | Melany del Pilar MATHEUS | CUB | 19 Jan 01 | 52.52 | |
| 28 | 14 | A | | Alexandra EMILIANOV | MDA | 19 Sep 99 | 52.05 | |
| 29 | 15 | B | | Nanaka KORI | JPN | 2 May 97 | 48.82 | |
| | | A | | Marija TOLJ | CRO | 29 Nov 99 | NM | |

| ALL-TIME TOP LIST | | | | SEASON TOP LIST | | | |
|-------------------|---------------------------|---------------------------------|-----------|-----------------|--------------------------|-----------------------|--------|
| RESULT | NAME | VENUE | DATE | RESULT | NAME | VENUE | 2019 |
| 76.80 | Gabriele REINSCH (GDR) | ubrandenburg (Jahn Sportpark) | 9 Jul 88 | 69.39 | Yaimé PÉREZ (CUB) | Sotteville (FRA) | 16 Jul |
| 74.56 | Zdenka ŠILHAVÁ (TCH) | Nitra | 26 Aug 84 | 69.20 | Denia CABALLERO (CUB) | Huelva (ESP) | 20 Jun |
| 74.56 | Ilke WYLUDDA (GDR) | Neubrandenburg (Jahn Sportpark) | 23 Jul 89 | 68.58 | Sandra PERKOVIĆ (CRO) | Varazdin (CRO) | 10 Aug |
| 74.08 | Diana SACHSE-GANSKY (GDR) | Karl-Marx-Stadt | 20 Jun 87 | 67.15 | Valarie ALLMAN (USA) | Chula Vista, CA (USA) | 11 Apr |
| 73.36 | Irina MESZYNSKI (GDR) | Praha (Stadion Rošický) | 17 Aug 84 | 66.64 | Claudine VITA (GER) | Neubrandenburg (GER) | 1 May |
| 73.28 | Galina SAVINKOVA (URS) | Donetsk | 8 Sep 84 | 65.98 | Andressa DE MORAIS (BRA) | Lima (PER) | 6 Aug |
| 73.22 | Tsvetanka KHRISTOVA (BUL) | Kazanlak | 19 Apr 87 | 65.45 | Bin FENG (CHN) | Brest (BLR) | 27 Apr |
| 73.10 | Gisela BEYER (GDR) | Berlin | 20 Jul 84 | 65.05 | Shadae LAWRENCE (JAM) | Clovis, CA (USA) | 11 May |
| 72.92 | Martina HELLMANN (GDR) | Potsdam | 20 Aug 87 | 64.88 | Yang CHEN (CHN) | Wuhan (CHN) | 17 Sep |
| 72.14 | Galina MURASHOVA (URS) | Praha (TCH) | 17 Aug 84 | 64.52 | Nadine MÜLLER (GER) | Halle (GER) | 1 Jun |

RESULTS



Discus Throw Women - Qualification

With qualifying standard of 63.00 (Q) or at least the 12 best performers (q) advance to the Final

| RECORDS | RESULT NAME | COUNTRY | AGE | VENUE | DATE |
|--------------------------------|-------------------------------|-------------------------|-----------------------|---------------------------------|-------------|
| World Record WR | 76.80 Gabriele REINSCH | GDR | 25 | Neubrandenburg (Jahn Sportpark) | 9 Jul 1988 |
| Championships Record CR | 71.62 Martina HELLMANN | GDR | 27 | Roma (Stadio Olimpico) | 31 Aug 1987 |
| World Leading WL | 69.39 Yaimé PÉREZ | CUB | 28 | Sotheville (FRA) | 16 Jul 2019 |
| Area Record AR | National Record NR | Personal Best PB | Season Best SB | | |

Group A

2 October 2019 17:59 START TIME 26° C 59%
TEMPERATURE HUMIDITY
18:36 END TIME 26° C 59%

| PLACE | NAME | COUNTRY | DATE of BIRTH | ORDER | RESULT | 1 | 2 | 3 |
|-------|--------------------------|---------|---------------|-------|--------------------------|-------|-------|-------|
| 1 | Yaimé PÉREZ | CUB | 29 May 91 | 10 | 67.78 Q | 67.78 | | |
| 2 | Mélina ROBERT-MICHON | FRA | 18 Jul 79 | 1 | 64.02 Q SB | 64.02 | | |
| 3 | Kristin PUDENZ | GER | 9 Feb 93 | 3 | 63.35 Q | 63.35 | | |
| 4 | Yang CHEN | CHN | 10 Jul 91 | 6 | 63.10 Q | 62.09 | 62.83 | 63.10 |
| 5 | Claudine VITA | GER | 19 Sep 96 | 9 | 62.31 q | 61.24 | 62.31 | 62.09 |
| 6 | Valarie ALLMAN | USA | 23 Feb 95 | 14 | 62.25 q | 57.99 | X | 62.25 |
| 7 | Kelsey CARD | USA | 20 Aug 92 | 7 | 61.32 | 60.15 | 61.32 | 59.39 |
| 8 | Chrysoula ANAGNOSTOPOULO | GRE | 27 Aug 91 | 13 | 59.91 SB | 56.43 | 58.33 | 59.91 |
| 9 | Shanice LOVE | JAM | 9 Jun 97 | 12 | 59.50 | X | 56.65 | 59.50 |
| 10 | Dragana TOMAŠEVIĆ | SRB | 4 Jun 82 | 5 | 57.13 | X | 57.13 | 56.93 |
| 11 | Nataliya SEMENOVA | UKR | 7 Jul 82 | 8 | 54.68 | X | 54.68 | 54.57 |
| 12 | Liliana CÁ | POR | 5 Nov 86 | 4 | 54.31 | 52.89 | 51.36 | 54.31 |
| 13 | Melany del Pilar MATHEUS | CUB | 19 Jan 01 | 2 | 52.52 | 52.52 | X | 51.64 |
| 14 | Alexandra EMILIANOV | MDA | 19 Sep 99 | 15 | 52.05 | X | 52.05 | 50.86 |
| | Marija TOLJ | CRO | 29 Nov 99 | 11 | NM | X | X | X |

Group B

2 October 2019 19:24 START TIME 26° C 59%
TEMPERATURE HUMIDITY
20:01 END TIME 26° C 59%

| PLACE | NAME | COUNTRY | DATE of BIRTH | ORDER | RESULT | 1 | 2 | 3 |
|-------|---------------------|---------|---------------|-------|--------------------------|-------|-------|-------|
| 1 | Denia CABALLERO | CUB | 13 Jan 90 | 2 | 65.86 Q | X | 65.86 | |
| 2 | Sandra PERKOVIĆ | CRO | 21 Jun 90 | 5 | 65.20 Q | 65.20 | | |
| 3 | Laulauga TAUSAGA | USA | 22 May 98 | 11 | 63.94 Q PB | 61.33 | 63.94 | |
| 4 | Nadine MÜLLER | GER | 21 Nov 85 | 10 | 62.93 q | 61.06 | 62.33 | 62.93 |
| 5 | Bin FENG | CHN | 3 Apr 94 | 1 | 62.51 q | 60.22 | 62.51 | 62.09 |
| 6 | Fernanda MARTINS | BRA | 26 Jul 88 | 12 | 62.33 q | X | 62.33 | 60.53 |
| 7 | Chioma ONYEKWERE | NGR | 28 Jun 94 | 13 | 61.38 PB | 61.38 | X | X |
| 8 | Eliška STAŇKOVÁ | CZE | 11 Nov 84 | 15 | 58.98 SB | 58.64 | 57.41 | 58.98 |
| 9 | Jorinde VAN KLINKEN | NED | 2 Feb 00 | 8 | 58.58 | X | 58.58 | X |
| 10 | Shadae LAWRENCE | JAM | 31 Dec 95 | 7 | 58.51 | 57.55 | 58.51 | X |
| 11 | Daisy OSAKUE | ITA | 16 Jan 96 | 6 | 57.55 | 57.55 | X | X |
| 12 | Daria ZABAWSKA | POL | 16 Apr 95 | 9 | 57.05 | X | 57.05 | X |
| 13 | Irina RODRIGUES | POR | 5 Feb 91 | 3 | 56.21 | X | 56.21 | X |
| 14 | Vanessa KAMGA | SWE | 19 Nov 98 | 14 | 55.87 | 53.58 | 55.87 | X |
| 15 | Nanaka KORI | JPN | 2 May 97 | 4 | 48.82 | 46.03 | 48.82 | 48.01 |

ALL-TIME TOP LIST

SEASON TOP LIST

| RESULT | NAME | VENUE | DATE |
|--------|---------------------------|---------------------------------|-----------|
| 76.80 | Gabriele REINSCH (GDR) | ubrandenburg (Jahn Sportpark) | 9 Jul 88 |
| 74.56 | Zdenka ŠILHAVÁ (TCH) | Nitra | 26 Aug 84 |
| 74.56 | Ilke WYLUDDA (GDR) | Neubrandenburg (Jahn Sportpark) | 23 Jul 89 |
| 74.08 | Diana SACHSE-GANSKY (GDR) | Karl-Marx-Stadt | 20 Jun 87 |
| 73.36 | Irina MESZYNSKI (GDR) | Praha (Stadion Rožický) | 17 Aug 84 |
| 73.28 | Galina SAVINKOVA (URS) | Donetsk | 8 Sep 84 |
| 73.22 | Tsvetanka KHRISTOVA (BUL) | Kazanlak | 19 Apr 87 |
| 73.10 | Gisela BEYER (GDR) | Berlin | 20 Jul 84 |
| 72.92 | Martina HELLMANN (GDR) | Potsdam | 20 Aug 87 |
| 72.14 | Galina MURASHOVA (URS) | Praha (TCH) | 17 Aug 84 |

| RESULT | NAME | VENUE | 2019 |
|--------|--------------------------|-----------------------|--------|
| 69.39 | Yaimé PÉREZ (CUB) | Sotheville (FRA) | 16 Jul |
| 69.20 | Denia CABALLERO (CUB) | Huelva (ESP) | 20 Jun |
| 68.58 | Sandra PERKOVIĆ (CRO) | Varazdin (CRO) | 10 Aug |
| 67.15 | Valarie ALLMAN (USA) | Chula Vista, CA (USA) | 11 Apr |
| 66.64 | Claudine VITA (GER) | Neubrandenburg (GER) | 1 May |
| 65.98 | Andressa DE MORAIS (BRA) | Lima (PER) | 6 Aug |
| 65.45 | Bin FENG (CHN) | Brest (BLR) | 27 Apr |
| 65.05 | Shadae LAWRENCE (JAM) | Clovis, CA (USA) | 11 May |
| 64.88 | Yang CHEN (CHN) | Wuhan (CHN) | 17 Sep |
| 64.52 | Nadine MÜLLER (GER) | Halle (GER) | 1 Jun |



RESULTS



Hammer Throw Women - Final

| RECORDS | RESULT NAME | COUNTRY | AGE | VENUE | DATE |
|--------------------------------|-------------------------------|-------------------------|-----------------------|-----------------------------|-------------|
| World Record WR | 82.98 Anita WŁODARCZYK | POL | 31 | Warszawa (Stadion Narodowy) | 28 Aug 2016 |
| Championships Record CR | 80.85 Anita WŁODARCZYK | POL | 30 | Beijing (National Stadium) | 27 Aug 2015 |
| World Leading WL | 78.24 DeAnna PRICE | USA | 26 | Des Moines, IA (USA) | 27 Jul 2019 |
| Area Record AR | National Record NR | Personal Best PB | Season Best SB | | |

28 September 2019 19:26 START TIME 25° C 67 %
TEMPERATURE HUMIDITY
20:38 END TIME 25° C 67 %

| PLACE | NAME | COUNTRY | DATE of BIRTH | ORDER | RESULT | 1 | 2 | 3 | ORD. | 4 | 5 | ORD. | 6 |
|-------|---------------------|---------|---------------|-------|------------------------|-------|-------|-------|------|-------|-------|------|-------|
| 1 | DeAnna PRICE | USA | 8 Jun 93 | 2 | 77.54 | 76.87 | X | 77.54 | 8 | 74.56 | 73.77 | 8 | 75.68 |
| 2 | Joanna FIODOROW | POL | 4 Mar 89 | 3 | 76.35 PB | 76.35 | 74.77 | 72.78 | 7 | 74.69 | X | 7 | X |
| 3 | Zheng WANG | CHN | 14 Dec 87 | 6 | 74.76 | 72.94 | X | X | 3 | 73.75 | 74.76 | 3 | X |
| 4 | Zalina PETRIVSKAYA | MDA | 5 Feb 88 | 1 | 74.33 | 73.73 | 73.60 | 74.33 | 6 | 70.49 | 74.27 | 6 | 72.94 |
| 5 | Iryna KLYMETS | UKR | 4 Oct 94 | 12 | 73.56 PB | 73.17 | 73.56 | X | 5 | 70.26 | 72.59 | 5 | 71.95 |
| 6 | Alexandra TAVERNIER | FRA | 13 Dec 93 | 11 | 73.33 | 71.50 | 70.48 | 73.31 | 4 | 72.24 | 73.33 | 4 | X |
| 7 | Hanna SKYDAN | AZE | 14 May 92 | 9 | 72.83 | 70.69 | 71.99 | 72.80 | 2 | 72.83 | 71.44 | 2 | 70.99 |
| 8 | Na LUO | CHN | 8 Oct 93 | 4 | 72.04 | 71.33 | 72.04 | 70.83 | 1 | 70.41 | 71.03 | 1 | X |
| 9 | Martina HRAŠNOVÁ | SVK | 21 Mar 83 | 5 | 71.28 | 66.09 | 71.28 | X | | | | | |
| 10 | Hanna MALYSHIK | BLR | 4 Feb 94 | 7 | 71.24 | 71.24 | 66.52 | 70.12 | | | | | |
| 11 | Alena SOBALEVA | BLR | 11 May 93 | 10 | 70.45 | 70.45 | X | 68.65 | | | | | |
| | Gwen BERRY | USA | 29 Jun 89 | 8 | NM | X | X | X | | | | | |


ALL-TIME TOP LIST

| RESULT | NAME | VENUE | DATE |
|--------|--------------------------|-----------------------------|-----------|
| 82.98 | Anita WŁODARCZYK (POL) | Marszawa (Stadion Narodowy) | 28 Aug 16 |
| 79.42 | Betty HEIDLER (GER) | Halle | 21 May 11 |
| 78.51 | Tatyana LYSENKO (RUS) | Cheboksary | 5 Jul 12 |
| 78.24 | DeAnna PRICE (USA) | Des Moines, IA (USA) | 27 Jul 19 |
| 77.78 | Gwen BERRY (USA) | Chorzów (POL) | 8 Jun 18 |
| 77.68 | Zhenq WANG (CHN) | Chengdu | 29 Mar 14 |
| 77.33 | Wenxiu ZHANG (CHN) | Incheon | 28 Sep 14 |
| 77.32 | Oksana MIANKOVA (BLR) | Minsk (Stayki) | 29 Jun 08 |
| 77.26 | Gulfiya KHANAFEYVA (RUS) | Tula (Arsenal Stadium) | 12 Jun 06 |
| 77.13 | Oksana KONDRATYEVA (RUS) | Zhukovskiy (Meteor) | 30 Jun 13 |

SEASON TOP LIST

| RESULT | NAME | VENUE | 2019 |
|--------|------------------------|-------------------------------|--------|
| 78.24 | DeAnna PRICE (USA) | Des Moines, IA (USA) | 27 Jul |
| 76.75 | Brooke ANDERSEN (USA) | Rathdrum, ID (USA) | 1 Jun |
| 76.46 | Gwen BERRY (USA) | Des Moines, IA (USA) | 27 Jul |
| 76.35 | Joanna FIODOROW (POL) | Doha | 28 Sep |
| 76.26 | Zhenq WANG (CHN) | Shenyang (CHN) | 10 Jul |
| 75.61 | Anita WŁODARCZYK (POL) | Turku (FIN) | 11 Jun |
| 75.43 | Janeah STEWART (USA) | Bloomington, IN (USA) | 22 Jun |
| 75.23 | Malwina KOPRON (POL) | Stadion Slaski, Chorzów (POL) | 14 Sep |
| 75.04 | Maqqie EWEN (USA) | Des Moines, IA (USA) | 27 Jul |
| 74.95 | Hanna MALYSHIK (BLR) | Šamorín (SVK) | 9 Mar |

SUMMARY



Hammer Throw Women - Qualification

With qualifying standard of 72.00 (Q) or at least the 12 best performers (q) advance to the Final


| RECORDS | RESULT | NAME | COUNTRY | AGE | VENUE | DATE |
|--------------------------------|--------------|---------------------------|---------|-------------------------|-----------------------------|-----------------------|
| World Record WR | 82.98 | Anita WŁODARCZYK | POL | 31 | Warszawa (Stadion Narodowy) | 28 Aug 2016 |
| Championships Record CR | 80.85 | Anita WŁODARCZYK | POL | 30 | Beijing (National Stadium) | 27 Aug 2015 |
| World Leading WL | 78.24 | DeAnna PRICE | USA | 26 | Des Moines, IA (USA) | 27 Jul 2019 |
| Area Record AR | | National Record NR | | Personal Best PB | | Season Best SB |

27 September 2019

| RANK | PLACE | GROUP | BIB | NAME | COUNTRY | DATE OF BIRTH | RESULT | |
|------|-------|-------|-----|---------------------------|---------|---------------|--------------|--------------------|
| 1 | 1 | B | | DeAnna PRICE | USA | 8 Jun 93 | 73.77 | Q |
| 2 | 2 | B | | Zalina PETRIVSKAYA | MDA | 5 Feb 88 | 73.40 | Q |
| 3 | 1 | A | | Joanna FIODOROW | POL | 4 Mar 89 | 73.39 | Q |
| 4 | 3 | B | | Hanna SKYDAN | AZE | 14 May 92 | 73.32 | Q SB |
| 5 | 2 | A | | Iryna KLYMETS | UKR | 4 Oct 94 | 72.93 | Q PB |
| 6 | 3 | A | | Alexandra TAVERNIER | FRA | 13 Dec 93 | 72.91 | Q |
| 7 | 4 | B | | Zheng WANG | CHN | 14 Dec 87 | 72.65 | Q |
| 8 | 4 | A | | Hanna MALYSHIK | BLR | 4 Feb 94 | 72.59 | Q |
| 9 | 5 | B | | Martina HRAŠNOVÁ | SVK | 21 Mar 83 | 72.01 | Q |
| 10 | 5 | A | | Gwen BERRY | USA | 29 Jun 89 | 71.72 | q |
| 11 | 6 | B | | Alena SOBALEVA | BLR | 11 May 93 | 71.52 | q SB |
| 12 | 6 | A | | Na LUO | CHN | 8 Oct 93 | 71.35 | q |
| 13 | 7 | B | | Malwina KOPRON | POL | 16 Nov 94 | 70.46 | |
| 14 | 7 | A | | Julia RATCLIFFE | NZL | 14 Jul 93 | 70.45 | |
| 15 | 8 | B | | Yelizaveta TSAREVA | ANA | 26 Mar 93 | 70.35 | |
| 16 | 9 | B | | Anastasya KALAMOYETS | BLR | 15 Jul 94 | 69.67 | |
| 17 | 8 | A | | Stamatia SCARVELIS | GRE | 17 Aug 95 | 69.65 | |
| 18 | 10 | B | | Bianca Florentina GHELBER | ROU | 1 Jun 90 | 68.65 | |
| 19 | 9 | A | | Sofiya PALKINA | ANA | 9 Jun 98 | 68.53 | |
| 20 | 10 | A | | Brooke ANDERSEN | USA | 23 Aug 95 | 68.46 | |
| 21 | 11 | B | | Krista TERVO | FIN | 15 Nov 97 | 68.25 | |
| 22 | 12 | B | | Laura IGAUNE | LAT | 10 Feb 88 | 67.77 | |
| 23 | 13 | B | | Réka GYURÁTZ | HUN | 31 May 96 | 67.41 | |
| 24 | 14 | B | | Alona SHAMOTINA | UKR | 27 Dec 95 | 67.30 | |
| 25 | 11 | A | | Tingting LIU | CHN | 29 Oct 90 | 67.11 | |
| 26 | 12 | A | | Sara FANTINI | ITA | 16 Sep 97 | 66.58 | |
| 27 | 13 | A | | Barbara ŠPILER | SLO | 2 Jan 92 | 65.76 | |
| 28 | 14 | A | | Beatrice Nedberge LLANO | NOR | 14 Dec 97 | 65.55 | |
| 29 | 15 | B | | Kateřina SAFRÁNKOVÁ | CZE | 8 Jun 89 | 65.46 | |
| 30 | 15 | A | | Iryna NOVOZHYLOVA | UKR | 7 Jan 86 | 65.31 | |

| ALL-TIME TOP LIST | | | | SEASON TOP LIST | | | |
|-------------------|---------------------------|-----------------------------|-----------|-----------------|---------------------------|-------------------------------|--------|
| RESULT | NAME | VENUE | DATE | RESULT | NAME | VENUE | 2019 |
| 82.98 | Anita WŁODARCZYK (POL) | Marszawa (Stadion Narodowy) | 28 Aug 16 | 78.24 | DeAnna PRICE (USA) | Des Moines, IA (USA) | 27 Jul |
| 79.42 | Betty HEIDLER (GER) | Halle | 21 May 11 | 76.75 | Brooke ANDERSEN (USA) | Rathdrum, ID (USA) | 1 Jun |
| 78.51 | Tatyana LYSENKO (RUS) | Cheboksary | 5 Jul 12 | 76.46 | Gwen BERRY (USA) | Des Moines, IA (USA) | 27 Jul |
| 78.24 | DeAnna PRICE (USA) | Des Moines, IA (USA) | 27 Jul 19 | 76.26 | Zheng WANG (CHN) | Shenyang (CHN) | 10 Jul |
| 77.78 | Gwen BERRY (USA) | Chorzów (POL) | 8 Jun 18 | 75.61 | Anita WŁODARCZYK (POL) | Turku (FIN) | 11 Jun |
| 77.68 | Zheng WANG (CHN) | Chengdu | 29 Mar 14 | 75.43 | Janeah STEWART (USA) | Bloomington, IN (USA) | 22 Jun |
| 77.33 | Wenxiu ZHANG (CHN) | Incheon | 28 Sep 14 | 75.23 | Malwina KOPRON (POL) | Stadion Slaski, Chorzów (POL) | 14 Sep |
| 77.32 | Oksana MIANKOVA (BLR) | Minsk (Stayki) | 29 Jun 08 | 75.04 | Maqqie EWEN (USA) | Des Moines, IA (USA) | 27 Jul |
| 77.26 | Gulfiya KHANAFEYEVA (RUS) | Tula (Arsenal Stadium) | 12 Jun 06 | 74.95 | Hanna MALYSHIK (BLR) | Šamorín (SVK) | 9 Mar |
| 77.13 | Oksana KONDRATYEVA (RUS) | Zhukovskiy (Meteor) | 30 Jun 13 | 74.84 | Alexandra TAVERNIER (FRA) | Chorzów (POL) | 16 Jun |

RESULTS



Hammer Throw Women - Qualification

With qualifying standard of 72.00 (Q) or at least the 12 best performers (q) advance to the Final

WIND READING INFORMATION UPDATED

| RECORDS | RESULT | NAME | COUNTRY | AGE | VENUE | DATE |
|--------------------------------|--------------|---------------------------|---------|-------------------------|-----------------------------|-----------------------|
| World Record WR | 82.98 | Anita WŁODARCZYK | POL | 31 | Warszawa (Stadion Narodowy) | 28 Aug 2016 |
| Championships Record CR | 80.85 | Anita WŁODARCZYK | POL | 30 | Beijing (National Stadium) | 27 Aug 2015 |
| World Leading WL | 78.24 | DeAnna PRICE | USA | 26 | Des Moines, IA (USA) | 27 Jul 2019 |
| Area Record AR | | National Record NR | | Personal Best PB | | Season Best SB |

Group A

27 September 2019 16:40 START TIME 25° C TEMPERATURE 67% HUMIDITY
17:19 END TIME 25° C 67%

| PLACE | NAME | COUNTRY | DATE OF BIRTH | ORDER | RESULT | 1 | 2 | 3 |
|-------|-------------------------|---------|---------------|-------|--------------------------|-------|-------|-------|
| 1 | Joanna FIODOROW | POL | 4 Mar 89 | 14 | 73.39 Q | 73.39 | | |
| 2 | Iryna KLYMETS | UKR | 4 Oct 94 | 6 | 72.93 Q PB | 71.51 | 72.93 | |
| 3 | Alexandra TAVERNIER | FRA | 13 Dec 93 | 5 | 72.91 Q | 72.91 | | |
| 4 | Hanna MALYSHIK | BLR | 4 Feb 94 | 10 | 72.59 Q | 71.42 | 71.03 | 72.59 |
| 5 | Gwen BERRY | USA | 29 Jun 89 | 11 | 71.72 q | X | 71.72 | X |
| 6 | Na LUO | CHN | 8 Oct 93 | 3 | 71.35 q | 71.35 | 71.12 | X |
| 7 | Julia RATCLIFFE | NZL | 14 Jul 93 | 15 | 70.45 | 67.07 | 70.45 | 68.21 |
| 8 | Stamatia SCARVELIS | GRE | 17 Aug 95 | 9 | 69.65 | 66.53 | 67.82 | 69.65 |
| 9 | Sofiya PALKINA | ANA | 9 Jun 98 | 1 | 68.53 | 67.53 | 68.53 | 67.26 |
| 10 | Brooke ANDERSEN | USA | 23 Aug 95 | 4 | 68.46 | 66.73 | 68.46 | X |
| 11 | Tingting LIU | CHN | 29 Oct 90 | 7 | 67.11 | X | 66.91 | 67.11 |
| 12 | Sara FANTINI | ITA | 16 Sep 97 | 13 | 66.58 | 65.15 | 66.58 | X |
| 13 | Barbara ŠPILER | SLO | 2 Jan 92 | 8 | 65.76 | 65.55 | X | 65.76 |
| 14 | Beatrice Nedberge LLANO | NOR | 14 Dec 97 | 12 | 65.55 | 65.55 | 64.51 | 65.51 |
| 15 | Iryna NOVOZHYZLOVA | UKR | 7 Jan 86 | 2 | 65.31 | 60.66 | 65.31 | 63.63 |

Group B

27 September 2019 18:10 START TIME 25° C TEMPERATURE 67% HUMIDITY
18:48 END TIME 25° C 67%

| PLACE | NAME | COUNTRY | DATE OF BIRTH | ORDER | RESULT | 1 | 2 | 3 |
|-------|---------------------------|---------|---------------|-------|--------------------------|-------|-------|-------|
| 1 | DeAnna PRICE | USA | 8 Jun 93 | 3 | 73.77 Q | 73.77 | | |
| 2 | Zalina PETRIVSKAYA | MDA | 5 Feb 88 | 1 | 73.40 Q | 73.40 | | |
| 3 | Hanna SKYDAN | AZE | 14 May 92 | 5 | 73.32 Q SB | X | 70.86 | 73.32 |
| 4 | Zheng WANG | CHN | 14 Dec 87 | 13 | 72.65 Q | 72.65 | | |
| 5 | Martina HRAŠNOVÁ | SVK | 21 Mar 83 | 10 | 72.01 Q | 71.85 | 72.01 | |
| 6 | Alena SOBALEVA | BLR | 11 May 93 | 4 | 71.52 q SB | 70.26 | 70.28 | 71.52 |
| 7 | Malwina KOPRON | POL | 16 Nov 94 | 12 | 70.46 | X | X | 70.46 |
| 8 | Yelizaveta TSAREVA | ANA | 26 Mar 93 | 2 | 70.35 | 70.35 | 68.40 | 67.54 |
| 9 | Anastasya KALAMOYETS | BLR | 15 Jul 94 | 14 | 69.67 | X | X | 69.67 |
| 10 | Bianca Florentina GHELBER | ROU | 1 Jun 90 | 6 | 68.65 | 68.01 | 68.65 | X |
| 11 | Krista TERVO | FIN | 15 Nov 97 | 15 | 68.25 | X | 66.47 | 68.25 |
| 12 | Laura IGAUNE | LAT | 10 Feb 88 | 8 | 67.77 | 67.14 | 67.77 | 66.39 |
| 13 | Réka GYURÁTZ | HUN | 31 May 96 | 11 | 67.41 | 67.28 | 67.41 | X |
| 14 | Alona SHAMOTINA | UKR | 27 Dec 95 | 9 | 67.30 | 64.14 | 67.30 | X |
| 15 | Kateřina SAFRÁNKOVÁ | CZE | 8 Jun 89 | 7 | 65.46 | 62.65 | 63.55 | 65.46 |

ALL-TIME TOP LIST

| RESULT | NAME | COUNTRY | VENUE | DATE |
|--------|---------------------|---------|-----------------------------|-----------|
| 82.98 | Anita WŁODARCZYK | (POL) | Marszawa (Stadion Narodowy) | 28 Aug 16 |
| 79.42 | Betty HEIDLER | (GER) | Halle | 21 May 11 |
| 78.51 | Tatyana LYSENKO | (RUS) | Cheboksary | 5 Jul 12 |
| 78.24 | DeAnna PRICE | (USA) | Des Moines, IA (USA) | 27 Jul 19 |
| 77.78 | Gwen BERRY | (USA) | Chorzów (POL) | 8 Jun 18 |
| 77.68 | Zheng WANG | (CHN) | Chengdu | 29 Mar 14 |
| 77.33 | Wenxiu ZHANG | (CHN) | Incheon | 28 Sep 14 |
| 77.32 | Oksana MIANKOVA | (BLR) | Minsk (Stayki) | 29 Jun 08 |
| 77.26 | Gulfiya KHANAFEYEVA | (RUS) | Tula (Arsenal Stadium) | 12 Jun 06 |
| 77.13 | Oksana KONDRATYEVA | (RUS) | Zhukovskiy (Meteor) | 30 Jun 13 |

SEASON TOP LIST

| RESULT | NAME | COUNTRY | VENUE | 2019 |
|--------|---------------------|---------|-------------------------------|--------|
| 78.24 | DeAnna PRICE | (USA) | Des Moines, IA (USA) | 27 Jul |
| 76.75 | Brooke ANDERSEN | (USA) | Rathdrum, ID (USA) | 1 Jun |
| 76.46 | Gwen BERRY | (USA) | Des Moines, IA (USA) | 27 Jul |
| 76.26 | Zheng WANG | (CHN) | Shenyang (CHN) | 10 Jul |
| 75.61 | Anita WŁODARCZYK | (POL) | Turku (FIN) | 11 Jun |
| 75.43 | Janeah STEWART | (USA) | Bloomington, IN (USA) | 22 Jun |
| 75.23 | Malwina KOPRON | (POL) | Stadion Slaski, Chorzów (POL) | 14 Sep |
| 75.04 | Maggie EWEN | (USA) | Des Moines, IA (USA) | 27 Jul |
| 74.95 | Hanna MALYSHIK | (BLR) | Šamorín (SVK) | 9 Mar |
| 74.84 | Alexandra TAVERNIER | (FRA) | Chorzów (POL) | 16 Jun |

RESULTS



Javelin Throw Women - Final

| RECORDS | RESULT NAME | COUNTRY | AGE | VENUE | DATE |
|--------------------------------|----------------------------------|-------------------------|-----------------------|--------------------------------------|-------------|
| World Record WR | 72.28 Barbora ŠPOTÁKOVÁ | CZE | 27 | Stuttgart (Gottlieb-Daimler Stadion) | 13 Sep 2008 |
| Championships Record CR | 71.70 Olisdeilys MENÉNDEZ | CUB | 26 | Helsinki (Olympic Stadium) | 14 Aug 2005 |
| World Leading WL | 67.98 Huihui LYU | CHN | 30 | Shenyang (CHN) | 2 Aug 2019 |
| Area Record AR | National Record NR | Personal Best PB | Season Best SB | | |

1 October 2019 21:22 START TIME 25° C 53 %
TEMPERATURE HUMIDITY
22:29 END TIME 25° C 53 %

| PLACE | NAME | COUNTRY | DATE of BIRTH | ORDER | RESULT | 1 | 2 | 3 | ORD. | 4 | 5 | ORD. | 6 |
|-------|----------------------|---------|---------------|-------|------------------------|-------|-------|-------|------|-------|-------|------|-------|
| 1 | Kelsey-Lee BARBER | AUS | 21 Sep 91 | 11 | 66.56 | 62.95 | 61.40 | 58.34 | 5 | 60.90 | 63.65 | 5 | 66.56 |
| 2 | Shiyiing LIU | CHN | 24 Sep 93 | 6 | 65.88 SB | 64.81 | 62.61 | 64.82 | 6 | 61.82 | 65.88 | 8 | 65.75 |
| 3 | Huihui LYU | CHN | 26 Jun 89 | 2 | 65.49 | 64.93 | 65.06 | 65.00 | 8 | 62.31 | 65.49 | 7 | 62.61 |
| 4 | Christin HUSSONG | GER | 17 Mar 94 | 3 | 65.21 | 60.58 | 65.05 | 60.26 | 7 | 60.84 | 62.25 | 6 | 65.21 |
| 5 | Kara WINGER | USA | 10 Apr 86 | 7 | 63.23 | 57.96 | 61.77 | 62.88 | 4 | X | 63.23 | 4 | 62.40 |
| 6 | Tatsiana KHALADOVICH | BLR | 21 Jun 91 | 12 | 62.54 | X | 60.84 | 62.54 | 3 | 62.23 | 60.51 | 3 | 61.98 |
| 7 | Sara KOLAK | CRO | 22 Jun 95 | 5 | 62.28 | 58.22 | 62.22 | 60.93 | 2 | 57.09 | 62.28 | 2 | 56.21 |
| 8 | Annu RANI | IND | 29 Aug 92 | 9 | 61.12 | 59.25 | 61.12 | 60.20 | 1 | 60.40 | 58.49 | 1 | 57.93 |
| 9 | Barbora ŠPOTÁKOVÁ | CZE | 30 Jun 81 | 10 | 59.87 | X | 59.52 | 59.87 | | | | | |
| 10 | Martina RATEJ | SLO | 2 Nov 81 | 4 | 58.98 | 58.98 | 57.22 | 57.32 | | | | | |
| 11 | Nikola OGRODNÍKOVÁ | CZE | 18 Aug 90 | 1 | 57.24 | X | 56.01 | 57.24 | | | | | |
| 12 | Irena ŠEDIVÁ | CZE | 19 Jan 92 | 8 | 55.86 | 55.73 | X | 55.86 | | | | | |

| ALL-TIME TOP LIST | | | | SEASON TOP LIST | | | |
|-------------------|---------------------------|-------------------------------|-----------|-----------------|----------------------------|---------------------|--------|
| RESULT | NAME | VENUE | DATE | RESULT | NAME | VENUE | 2019 |
| 72.28 | Barbora ŠPOTÁKOVÁ (CZE) | rt (Gottlieb-Daimler Stadion) | 13 Sep 08 | 67.98 | Huihui LYU (CHN) | Shenyang (CHN) | 2 Aug |
| 71.70 | Olisdeilys MENÉNDEZ (CUB) | Helsinki (Olympic Stadium) | 14 Aug 05 | 67.70 | Kelsey-Lee BARBER (AUS) | Luzern (SUI) | 9 Jul |
| 70.53 | Mariya ABAKUMOVA (RUS) | Berlin (Olympiastadion) | 1 Sep 13 | 67.40 | Nikola OGRODNÍKOVÁ (CZE) | Offenburg (GER) | 26 May |
| 70.20 | Christina OBERGFÖLL (GER) | München | 23 Jun 07 | 67.22 | Tatsiana KHALADOVICH (BLR) | Minsk (BLR) | 28 Jun |
| 69.48 | Trine HATTESTAD (NOR) | Oslo (Bislett) | 28 Jul 00 | 66.59 | Christin HUSSONG (GER) | Lausanne (Pontaise) | 5 Jul |
| 69.35 | Sunette VILJOEN (RSA) | New York City (Icahn), NY | 9 Jun 12 | 66.42 | Sara KOLAK (CRO) | Zagreb (CRO) | 3 Sep |
| 68.92 | Kathryn MITCHELL (AUS) | Gold Coast (Carrara Stadium) | 11 Apr 18 | 65.88 | Shiyiing LIU (CHN) | Doha | 1 Oct |
| 68.43 | Sara KOLAK (CRO) | Lausanne (Pontaise) | 6 Jul 17 | 64.92 | Kara WINGER (USA) | Lima (PER) | 9 Aug |
| 68.34 | Steffi NERIUS (GER) | Elstal | 31 Aug 08 | 64.87 | Lina MUZE (LAT) | Shanghai (CHN) | 18 May |
| 67.98 | Huihui LYU (CHN) | Shenyang (CHN) | 2 Aug 19 | 64.83 | Eda TUĞSUZ (TUR) | Šamorín (SVK) | 9 Mar |

RESULTS



Javelin Throw Women - Qualification

With qualifying standard of 63.50 (Q) or at least the 12 best performers (q) advance to the Final

| RECORDS | RESULT NAME | COUNTRY | AGE | VENUE | DATE |
|--------------------------------|----------------------------------|-------------------------|-----------------------|--------------------------------------|-------------|
| World Record WR | 72.28 Barbora ŠPOTÁKOVÁ | CZE | 27 | Stuttgart (Gottlieb-Daimler Stadion) | 13 Sep 2008 |
| Championships Record CR | 71.70 Olisdeilys MENÉNDEZ | CUB | 26 | Helsinki (Olympic Stadium) | 14 Aug 2005 |
| World Leading WL | 67.98 Huihui LYU | CHN | 30 | Shenyang (CHN) | 2 Aug 2019 |
| Area Record AR | National Record NR | Personal Best PB | Season Best SB | | |

Group A

30 September 2019 16:30 START TIME 27° C 73%
TEMPERATURE HUMIDITY
17:14 END TIME 27° C 73%

| PLACE | NAME | COUNTRY | DATE of BIRTH | ORDER | RESULT | 1 | 2 | 3 |
|-------|-----------------------|---------|---------------|-------|--------------------------|-------|-------|-------|
| 1 | Shiyiq LIU | CHN | 24 Sep 93 | 4 | 63.48 q | 62.35 | 63.48 | 61.56 |
| 2 | Martina RATEJ | SLO | 2 Nov 81 | 13 | 62.87 q | 60.78 | 62.87 | - |
| 3 | Annu RANI | IND | 29 Aug 92 | 2 | 62.43 q NR | 57.05 | 62.43 | 60.50 |
| 4 | Nikola OGRODŇIKOVÁ | CZE | 18 Aug 90 | 5 | 61.17 q | X | 50.95 | 61.17 |
| 5 | Kelsey-Lee BARBER | AUS | 21 Sep 91 | 1 | 61.08 q | 61.08 | 58.95 | 58.20 |
| 6 | Sara KOLAK | CRO | 22 Jun 95 | 14 | 60.99 q | 60.03 | X | 60.99 |
| 7 | Haruka KITAGUCHI | JPN | 16 Mar 98 | 10 | 60.84 | 57.34 | 60.84 | 60.54 |
| 8 | Ariana INCE | USA | 14 Mar 89 | 9 | 60.44 | 60.44 | X | 58.08 |
| 9 | Elizabeth GLEADLE | CAN | 5 Dec 88 | 7 | 60.17 | 57.35 | 59.22 | 60.17 |
| 10 | Madara PALAMEIKA | LAT | 18 Jun 87 | 15 | 59.95 | 59.95 | X | X |
| 11 | Eda TUĞSUZ | TUR | 27 Mar 97 | 11 | 58.28 | 56.98 | X | 58.28 |
| 12 | Annika Marie FUCHS | GER | 29 Apr 97 | 16 | 58.16 | 57.10 | 58.16 | 56.74 |
| 13 | Anete KOCIŇA | LAT | 5 Feb 96 | 8 | 56.70 | X | X | 56.70 |
| 14 | Laila Ferrer DE SILVA | BRA | 30 Jul 82 | 12 | 55.49 | 55.44 | 52.03 | 55.49 |
| 15 | Yuzhen YU | CHN | 5 Mar 98 | 6 | 53.38 | 53.38 | 49.26 | 48.11 |
| 16 | Victoria HUDSON | AUT | 28 May 96 | 3 | 52.51 | 52.51 | X | X |

Group B

30 September 2019 17:59 START TIME 27° C 73%
TEMPERATURE HUMIDITY
18:41 END TIME 27° C 73%

| PLACE | NAME | COUNTRY | DATE of BIRTH | ORDER | RESULT | 1 | 2 | 3 |
|-------|-----------------------|---------|---------------|-------|----------------|-------|-------|-------|
| 1 | Huihui LYU | CHN | 26 Jun 89 | 15 | 67.27 Q | 62.90 | 67.27 | |
| 2 | Christin HUSSONG | GER | 17 Mar 94 | 10 | 65.29 Q | 65.29 | | |
| 3 | Barbora ŠPOTÁKOVÁ | CZE | 30 Jun 81 | 8 | 62.15 q | X | 58.27 | 62.15 |
| 4 | Kara WINGER | USA | 10 Apr 86 | 9 | 62.13 q | 60.56 | 61.51 | 62.13 |
| 5 | Tatsiana KHALADOVICH | BLR | 21 Jun 91 | 3 | 61.74 q | X | 61.74 | X |
| 6 | Irena ŠEDIVÁ | CZE | 19 Jan 92 | 4 | 60.90 q | 55.51 | 60.90 | X |
| 7 | Alexie ALÁIS | FRA | 9 Oct 94 | 5 | 60.46 | 57.37 | 60.46 | 56.83 |
| 8 | Sunette VILJOEN | RSA | 6 Oct 83 | 13 | 60.10 | 60.10 | 56.56 | 55.57 |
| 9 | Lingdan SU | CHN | 12 Jan 97 | 2 | 58.56 | 58.56 | 53.73 | X |
| 10 | Maria ANDREJCZYK | POL | 9 Mar 96 | 6 | 57.68 | 57.68 | 55.39 | 56.28 |
| 11 | Liveta JASIŪNAITĖ | LTU | 26 Jul 94 | 7 | 56.90 | 56.90 | 55.15 | 55.97 |
| 12 | Réka SZILÁGYI | HUN | 19 Jan 96 | 14 | 56.26 | 54.37 | 53.94 | 56.26 |
| 13 | Hanna HATSKO-FEDUSOVA | UKR | 3 Oct 90 | 11 | 55.84 | 54.79 | 55.84 | X |
| 14 | Lina MUZE | LAT | 4 Dec 92 | 12 | 55.66 | 55.66 | X | 55.11 |
| 15 | Yuka SATO | JPN | 21 Jul 92 | 1 | 55.03 | 51.88 | X | 55.03 |

ALL-TIME TOP LIST

SEASON TOP LIST

| RESULT | NAME | VENUE | DATE |
|--------|---------------------------|-------------------------------|-----------|
| 72.28 | Barbora ŠPOTÁKOVÁ (CZE) | rt (Gottlieb-Daimler Stadion) | 13 Sep 08 |
| 71.70 | Olisdeilys MENÉNDEZ (CUB) | Helsinki (Olympic Stadium) | 14 Aug 05 |
| 70.53 | Mariya ABAKUMOVA (RUS) | Berlin (Olympiastadion) | 1 Sep 13 |
| 70.20 | Christina OBERGFÖLL (GER) | München | 23 Jun 07 |
| 69.48 | Trine HATTESTAD (NOR) | Oslo (Bislett) | 28 Jul 00 |
| 69.35 | Sunette VILJOEN (RSA) | New York City (Icahn), NY | 9 Jun 12 |
| 68.92 | Kathryn MITCHELL (AUS) | Gold Coast (Carrara Stadium) | 11 Apr 18 |
| 68.43 | Sara KOLAK (CRO) | Lausanne (Pontaise) | 6 Jul 17 |
| 68.34 | Steffi NERIUŠ (GER) | Elstal | 31 Aug 08 |
| 67.98 | Huihui LYU (CHN) | Shenyang (CHN) | 2 Aug 19 |

| RESULT | NAME | VENUE | 2019 |
|--------|----------------------------|---------------------|--------|
| 67.98 | Huihui LYU (CHN) | Shenyang (CHN) | 2 Aug |
| 67.70 | Kelsey-Lee BARBER (AUS) | Luzern (SUI) | 9 Jul |
| 67.40 | Nikola OGRODŇIKOVÁ (CZE) | Offenburg (GER) | 26 May |
| 67.22 | Tatsiana KHALADOVICH (BLR) | Minsk (BLR) | 28 Jun |
| 66.59 | Christin HUSSONG (GER) | Lausanne (Pontaise) | 5 Jul |
| 66.42 | Sara KOLAK (CRO) | Zagreb (CRO) | 3 Sep |
| 65.82 | Shiyiq LIU (CHN) | Shenyang (CHN) | 2 Aug |
| 64.92 | Kara WINGER (USA) | Lima (PER) | 9 Aug |
| 64.87 | Lina MUZE (LAT) | Shanghai (CHN) | 18 May |
| 64.83 | Eda TUĞSUZ (TUR) | Šamorin (SVK) | 9 Mar |



RESULTS



20 Kilometres Race Walk Women - Final

| RECORDS | RESULT NAME | COUNTRY | AGE | VENUE | DATE |
|--------------------------------|---------------------------|---------|-----|----------------------------|-----------------------|
| World Record WR | 1:24:38 Hong LIU | CHN | 28 | La Coruña | 6 Jun 2015 |
| Championships Record CR | 1:25:41 Olimpiada IVANOVA | RUS | 35 | Helsinki (Olympic Stadium) | 7 Aug 2005 |
| World Leading WL | 1:24:31 Yelena LASHMANOVA | RUS | 27 | Sochi (RUS) | 18 Feb 2019 |
| Area Record AR | National Record NR | | | Personal Best PB | Season Best SB |

29 September 2019 23:58 START TIME 31° C 71 %
 TEMPERATURE HUMIDITY
 01:48 END TIME 31° C 71 %

| PLACE | NAME | COUNTRY | DATE of BIRTH | RESULT | RED CARDS |
|-------|------------------------|---------|---------------|--------------------|--------------------|
| 1 | Hong LIU | CHN | 12 May 87 | 1:32:53 | |
| 2 | Shenjie QIEYANG | CHN | 11 Nov 90 | 1:33:10 | + 17 |
| 3 | Liujing YANG | CHN | 22 Aug 98 | 1:33:17 | + 24 |
| 4 | Erica ROCHA DE SENA | BRA | 3 May 85 | 1:33:36 | + 43 ~ ~ |
| 5 | Sandra Lorena ARENAS | COL | 17 Sep 93 | 1:34:16 | + 1:23 ~ ~ |
| 6 | Kumiko OKADA | JPN | 17 Oct 91 | 1:34:36 | + 1:43 > |
| 7 | Nanako FUJII | JPN | 7 May 99 | 1:34:50 | + 1:57 ~ |
| 8 | María PÉREZ | ESP | 29 Apr 96 | 1:35:43 | + 2:50 ~ |
| 9 | Ana CABECINHA | POR | 29 Apr 84 | 1:36:31 | + 3:38 |
| 10 | Jemima MONTAG | AUS | 15 Feb 98 | 1:36:54 | + 4:01 ~ > |
| 11 | Saskia FEIGE | GER | 13 Aug 97 | 1:37:14 | + 4:21 |
| 12 | Mirna ORTÍZ | GUA | 28 Feb 87 | 1:37:32 | + 4:39 ~ ~ |
| 13 | Antonella PALMISANO | ITA | 6 Aug 91 | 1:37:36 | SB + 4:43 |
| 14 | Darya PALUEKTAVA | BLR | 4 Mar 93 | 1:37:42 | + 4:49 |
| 15 | Raquel GONZÁLEZ | ESP | 16 Nov 89 | 1:38:02 | + 5:09 |
| 16 | Yehualeye BELETEW | ETH | 31 Jul 98 | 1:38:11 | + 5:18 |
| 17 | Valentina TRAPLETTI | ITA | 12 Jul 85 | 1:38:22 | + 5:29 > |
| 18 | Karla JARAMILLO | ECU | 21 Jan 97 | 1:38:26 | + 5:33 |
| 19 | Anežka DRAHOTOVÁ | CZE | 22 Jul 95 | 1:38:29 | + 5:36 |
| 20 | Nadiya BOROVSKA | UKR | 25 Feb 81 | 1:38:35 | SB + 5:42 > |
| 21 | Katarzyna ZDZIEBŁO | POL | 28 Nov 96 | 1:38:44 | + 5:51 |
| 22 | Antigoni DRISBIOTI | GRE | 21 Mar 84 | 1:38:56 | + 6:03 |
| 23 | Živilė VAICIUKEVIČIŪTĖ | LTU | 3 Apr 96 | 1:39:26 | + 6:33 |
| 24 | Meryem BEKMEZ | TUR | 31 Jul 00 | 1:39:36 | + 6:43 > |
| 25 | Glenda MOREJÓN | ECU | 30 May 00 | 1:39:38 | + 6:45 |
| 26 | Grace Wanjiru NJUE | KEN | 10 Jan 79 | 1:39:58 | + 7:05 |
| 27 | Alana BARBER | NZL | 8 Jul 87 | 1:40:59 | + 8:06 ~ ~ |
| 28 | Angela CASTRO | BOL | 21 Feb 93 | 1:41:15 | + 8:22 |
| 29 | Inna KASHYNA | UKR | 27 Sep 91 | 1:41:44 | + 8:51 |
| 30 | Siu Nga CHING | HKG | 11 Feb 87 | 1:42:55 | + 10:02 |
| 31 | Yana SMERDOVA | ANA | 7 Feb 98 | 1:43:49 | + 10:56 > |
| 32 | Valeria ORTUÑO | MEX | 27 May 98 | 1:43:51 | + 10:58 |
| 33 | Laura GARCÍA-CARO | ESP | 16 Apr 95 | 1:44:05 | + 11:12 ~ ~ ~ |
| 34 | Rachel SEAMAN | CAN | 14 Jan 86 | 1:45:40 | + 12:47 > |
| 35 | Maria MICHTA-COFFEY | USA | 23 Jun 86 | 1:46:02 | SB + 13:09 |
| 36 | Noelia VARGAS | CRC | 17 Apr 00 | 1:46:30 | + 13:37 > |
| 37 | Ilse GUERRERO | MEX | 24 Mar 93 | 1:46:32 | + 13:39 ~ |
| 38 | Mayra PÉREZ | GUA | 20 Dec 88 | 1:46:42 | + 13:49 |
| 39 | Viktória MADARÁSZ | HUN | 12 May 85 | 1:47:38 | + 14:45 ~ |
| | Leyde GUERRA | PER | 27 Sep 98 | DNF | |
| | Viviane LYRA | BRA | 29 Jul 93 | DNF | ~ > |
| | Chahinez NASRI | TUN | 3 Jun 96 | DNF | |
| | Katie HAYWARD | AUS | 23 Jul 00 | DQ 230.7(c) | ~ ~ ~ ~ |
| | Ayşe TEKDAL | TUR | 28 Oct 99 | DQ 230.7(c) | ~ ~ ~ ~ |
| | Jiayu YANG | CHN | 18 Feb 96 | DQ 230.7(c) | ~ ~ ~ ~ |

RESULTS
20 Kilometres Race Walk Women

NOTE BIB 676 (Laura GARCÍA-CARO) - 120sec Penalty Zone
IAAF Rule 230.7(c) - Fourth red card

INTERMEDIATE TIMES

| | | | | | |
|-------|---------|---------------------|-------|---------|---------------------|
| 1 KM | 5:02 | Erica ROCHA DE SENA | 2 KM | 9:44 | Shenjie QIEYANG |
| 3 KM | 14:34 | Meryem BEKMEZ | 4 KM | 19:14 | Meryem BEKMEZ |
| 5 KM | 24:01 | Shenjie QIEYANG | 6 KM | 28:49 | Meryem BEKMEZ |
| 7 KM | 33:39 | Saskia FEIGE | 8 KM | 38:31 | Meryem BEKMEZ |
| 9 KM | 43:11 | Hong LIU | 10 KM | 47:51 | Hong LIU |
| 11 KM | 52:32 | Erica ROCHA DE SENA | 12 KM | 57:09 | Erica ROCHA DE SENA |
| 13 KM | 1:01:47 | Shenjie QIEYANG | 14 KM | 1:06:26 | Shenjie QIEYANG |
| 15 KM | 1:11:02 | Shenjie QIEYANG | 16 KM | 1:15:36 | Shenjie QIEYANG |
| 17 KM | 1:20:02 | Shenjie QIEYANG | 18 KM | 1:24:27 | Hong LIU |
| 19 KM | 1:28:44 | Hong LIU | | | |

ALL-TIME TOP LIST

SEASON TOP LIST

| RESULT | NAME | VENUE | DATE | RESULT | NAME | VENUE | 2019 |
|---------|------------------------------------|------------------|-----------|---------|----------------------------|-----------------|--------|
| 1:23:39 | Yelena LASHMANOVA (RUS) | Cheboksary (RUS) | 9 Jun 18 | 1:24:31 | Yelena LASHMANOVA (RUS) | Sochi (RUS) | 18 Feb |
| 1:24:38 | Hong LIU (CHN) | La Coruña | 6 Jun 15 | 1:25:29 | Glenda MOREJÓN (ECU) | La Coruna (ESP) | 8 Jun |
| 1:24:47 | Elmira ALEMBEKOVA (RUS) | Sochi | 27 Feb 15 | 1:25:34 | Jiayu YANG (CHN) | La Coruna (ESP) | 8 Jun |
| 1:24:50 | Olimpiada IVANOVA (RUS) | Adler | 4 Mar 01 | 1:25:37 | Shenjie QIEYANG (CHN) | Huangshan (CHN) | 10 Mar |
| 1:24:56 | Olqa KANISKINA (RUS) | Adler | 28 Feb 09 | 1:25:56 | Hong LIU (CHN) | La Coruna (ESP) | 8 Jun |
| 1:25:03 | Marina PANDAKOVA (RUS) | Sochi | 27 Feb 15 | 1:27:15 | Liujing YANG (CHN) | Huangshan (CHN) | 10 Mar |
| 1:25:04 | Svetlana VASILYEVA (RUS) | Sochi | 27 Feb 15 | 1:27:24 | Quanming WU (CHN) | Huangshan (CHN) | 10 Mar |
| 1:25:08 | Vera SOKOLOVA (RUS) | Sochi | 26 Feb 11 | 1:27:38 | Erica ROCHA DE SENA (BRA) | La Coruna (ESP) | 8 Jun |
| 1:25:11 | Anisya KORNIKOVA-KIRDYAPKINA (RUS) | Sochi | 26 Feb 11 | 1:27:41 | Kumiko OKADA (JPN) | La Coruna (ESP) | 8 Jun |
| 1:25:12 | Xiuzhi LYU (CHN) | Beijing | 20 Mar 15 | 1:27:46 | Eleonora Anna GIORGI (ITA) | Podebrady (CZE) | 6 Apr |

RACE ANALYSIS

20 Kilometres Race Walk Women - Final



29 September 2019 23:58 START TIME 31° C 71 %
TEMPERATURE HUMIDITY
01:48 END TIME 31° C 71 %

| | | | | | | | | | | | | | | | | | | | |
|----|-------|----|-------|----|-------|----|-------|----|-------|----|-------|----|-------|----|-------|----|-------|----|-------|
| 1 | 1 KM | 2 | 2 KM | 3 | 3 KM | 4 | 4 KM | 5 | 5 KM | 6 | 6 KM | 7 | 7 KM | 8 | 8 KM | 9 | 9 KM | 10 | 10 KM |
| 11 | 11 KM | 12 | 12 KM | 13 | 13 KM | 14 | 14 KM | 15 | 15 KM | 16 | 16 KM | 17 | 17 KM | 18 | 18 KM | 19 | 19 KM | | |

| | | | | | | | | | | | | | | | | | | | | |
|-------------------|-----------|----|-----------|----|-------------|----|-------------|----|-------------|----------------------|-------------|----|-------------|----|-------------|----|-------------|----|-----------|----------------|
| 1 Hong LIU | | | | | | | | | | CHN 12 May 87 | | | | | | | | | | 1:32:53 |
| 1 | 5:03 | 2 | 4:42 | 3 | 4:49 | 4 | 4:40 | 5 | 4:47 | 6 | 4:48 | 7 | 4:51 | 8 | 4:51 | 9 | 4:40 | 10 | 4:40 | |
| | 5:03 (11) | | 9:45 (7) | | 14:34 (2) | | 19:14 (3) | | 24:01 (6) | | 28:49 (2) | | 33:40 (8) | | 38:31 (3) | | 43:11 (1) | | 47:51 (1) | |
| 11 | 4:43 | 12 | 4:36 | 13 | 4:37 | 14 | 4:39 | 15 | 4:36 | 16 | 4:34 | 17 | 4:27 | 18 | 4:24 | 19 | 4:17 | | | |
| | 52:34 (4) | | 57:10 (6) | | 1:01:47 (4) | | 1:06:26 (5) | | 1:11:02 (2) | | 1:15:36 (2) | | 1:20:03 (2) | | 1:24:27 (1) | | 1:28:44 (1) | | | |

| | | | | | | | | | | | | | | | | | | | | |
|--------------------------|-----------|----|-----------|----|-------------|----|-------------|----|-------------|----------------------|-------------|----|-------------|----|-------------|----|-------------|----|-----------|----------------|
| 2 Shenjie QIEYANG | | | | | | | | | | CHN 11 Nov 90 | | | | | | | | | | 1:33:10 |
| 1 | 5:02 | 2 | 4:42 | 3 | 4:50 | 4 | 4:40 | 5 | 4:47 | 6 | 4:48 | 7 | 4:51 | 8 | 4:51 | 9 | 4:40 | 10 | 4:40 | |
| | 5:02 (2) | | 9:44 (1) | | 14:34 (3) | | 19:14 (2) | | 24:01 (1) | | 28:49 (10) | | 33:40 (6) | | 38:31 (2) | | 43:11 (2) | | 47:51 (3) | |
| 11 | 4:43 | 12 | 4:35 | 13 | 4:38 | 14 | 4:39 | 15 | 4:36 | 16 | 4:34 | 17 | 4:26 | 18 | 4:25 | 19 | 4:21 | | | |
| | 52:34 (3) | | 57:09 (4) | | 1:01:47 (1) | | 1:06:26 (1) | | 1:11:02 (1) | | 1:15:36 (1) | | 1:20:02 (1) | | 1:24:27 (2) | | 1:28:48 (2) | | | |

| | | | | | | | | | | | | | | | | | | | | |
|-----------------------|-----------|----|-----------|----|-------------|----|-------------|----|-------------|----------------------|-------------|----|-------------|----|-------------|----|-------------|----|-----------|----------------|
| 3 Liuqing YANG | | | | | | | | | | CHN 22 Aug 98 | | | | | | | | | | 1:33:17 |
| 1 | 5:02 | 2 | 4:43 | 3 | 4:50 | 4 | 4:39 | 5 | 4:47 | 6 | 4:48 | 7 | 4:51 | 8 | 4:51 | 9 | 4:40 | 10 | 4:40 | |
| | 5:02 (10) | | 9:45 (20) | | 14:35 (16) | | 19:14 (6) | | 24:01 (15) | | 28:49 (4) | | 33:40 (10) | | 38:31 (10) | | 43:11 (6) | | 47:51 (2) | |
| 11 | 4:43 | 12 | 4:35 | 13 | 4:38 | 14 | 4:39 | 15 | 4:36 | 16 | 4:34 | 17 | 4:27 | 18 | 4:25 | 19 | 4:23 | | | |
| | 52:34 (5) | | 57:09 (3) | | 1:01:47 (2) | | 1:06:26 (2) | | 1:11:02 (3) | | 1:15:36 (3) | | 1:20:03 (3) | | 1:24:28 (3) | | 1:28:51 (3) | | | |

| | | | | | | | | | | | | | | | | | | | | |
|------------------------------|-----------|----|-----------|----|-------------|----|-------------|----|-------------|---------------------|-------------|----|-------------|----|-------------|----|-------------|----|-----------|----------------|
| 4 Erica ROCHA DE SENA | | | | | | | | | | BRA 3 May 85 | | | | | | | | | | 1:33:36 |
| 1 | 5:02 | 2 | 4:42 | 3 | 4:51 | 4 | 4:39 | 5 | 4:47 | 6 | 4:48 | 7 | 4:51 | 8 | 4:51 | 9 | 4:40 | 10 | 4:40 | |
| | 5:02 (1) | | 9:44 (2) | | 14:35 (10) | | 19:14 (7) | | 24:01 (4) | | 28:49 (9) | | 33:40 (12) | | 38:31 (9) | | 43:11 (5) | | 47:51 (7) | |
| 11 | 4:41 | 12 | 4:37 | 13 | 4:38 | 14 | 4:39 | 15 | 4:36 | 16 | 4:34 | 17 | 4:27 | 18 | 4:30 | 19 | 4:31 | | | |
| | 52:32 (1) | | 57:09 (1) | | 1:01:47 (3) | | 1:06:26 (3) | | 1:11:02 (4) | | 1:15:36 (4) | | 1:20:03 (4) | | 1:24:33 (5) | | 1:29:04 (4) | | | |

| | | | | | | | | | | | | | | | | | | | | | |
|-------------------------------|-----------|----|-----------|----|-------------|----|-------------|----|-------------|----------------------|-------------|----|-------------|----|-------------|----|-------------|----|-----------|----------------|-----|
| 5 Sandra Lorena ARENAS | | | | | | | | | | COL 17 Sep 93 | | | | | | | | | | 1:34:16 | ~ ~ |
| 1 | 5:03 | 2 | 4:42 | 3 | 4:50 | 4 | 4:39 | 5 | 4:47 | 6 | 4:48 | 7 | 4:51 | 8 | 4:51 | 9 | 4:41 | 10 | 4:39 | | |
| | 5:03 (12) | | 9:45 (16) | | 14:35 (19) | | 19:14 (10) | | 24:01 (11) | | 28:49 (12) | | 33:40 (13) | | 38:31 (13) | | 43:12 (7) | | 47:51 (6) | | |
| 11 | 4:43 | 12 | 4:35 | 13 | 4:38 | 14 | 4:40 | 15 | 4:37 | 16 | 4:37 | 17 | 4:32 | 18 | 4:34 | 19 | 4:42 | | | | |
| | 52:34 (6) | | 57:09 (5) | | 1:01:47 (6) | | 1:06:27 (6) | | 1:11:04 (6) | | 1:15:41 (6) | | 1:20:13 (6) | | 1:24:47 (6) | | 1:29:29 (5) | | | | |

| | | | | | | | | | | | | | | | | | | | | | |
|-----------------------|------------|----|-----------|----|-------------|----|-------------|----|-------------|----------------------|-------------|----|-------------|----|-------------|----|-------------|----|------------|----------------|-----|
| 6 Kumiko OKADA | | | | | | | | | | JPN 17 Oct 91 | | | | | | | | | | 1:34:36 | ~ ~ |
| 1 | 5:02 | 2 | 4:43 | 3 | 4:50 | 4 | 4:40 | 5 | 4:47 | 6 | 4:50 | 7 | 4:51 | 8 | 4:51 | 9 | 4:47 | 10 | 4:44 | | |
| | 5:02 (5) | | 9:45 (12) | | 14:35 (13) | | 19:15 (18) | | 24:02 (18) | | 28:52 (18) | | 33:43 (22) | | 38:34 (20) | | 43:21 (18) | | 48:05 (14) | | |
| 11 | 4:47 | 12 | 4:37 | 13 | 4:35 | 14 | 4:39 | 15 | 4:43 | 16 | 4:37 | 17 | 4:38 | 18 | 4:44 | 19 | 4:43 | | | | |
| | 52:52 (13) | | 57:29 (8) | | 1:02:04 (7) | | 1:06:43 (7) | | 1:11:26 (8) | | 1:16:03 (8) | | 1:20:41 (8) | | 1:25:25 (8) | | 1:30:08 (6) | | | | |

| | | | | | | | | | | | | | | | | | | | | | |
|-----------------------|------------|----|-----------|----|-------------|----|-------------|----|-------------|---------------------|-------------|----|-------------|----|-------------|----|-------------|----|------------|----------------|---|
| 7 Nanako FUJII | | | | | | | | | | JPN 7 May 99 | | | | | | | | | | 1:34:50 | > |
| 1 | 5:03 | 2 | 4:43 | 3 | 4:50 | 4 | 4:40 | 5 | 4:47 | 6 | 4:49 | 7 | 4:52 | 8 | 4:50 | 9 | 4:47 | 10 | 4:45 | | |
| | 5:03 (20) | | 9:46 (25) | | 14:36 (25) | | 19:16 (20) | | 24:03 (22) | | 28:52 (20) | | 33:44 (23) | | 38:34 (21) | | 43:21 (19) | | 48:06 (16) | | |
| 11 | 4:46 | 12 | 4:39 | 13 | 4:34 | 14 | 4:38 | 15 | 4:43 | 16 | 4:36 | 17 | 4:39 | 18 | 4:44 | 19 | 4:43 | | | | |
| | 52:52 (15) | | 57:31 (9) | | 1:02:05 (8) | | 1:06:43 (8) | | 1:11:26 (7) | | 1:16:02 (7) | | 1:20:41 (7) | | 1:25:25 (7) | | 1:30:08 (7) | | | | |

| | | | | | | | | | | | | | | | | | | | | | |
|----------------------|------------|----|------------|----|--------------|----|-------------|----|-------------|----------------------|-------------|----|-------------|----|-------------|----|-------------|----|------------|----------------|---|
| 8 María PÉREZ | | | | | | | | | | ESP 29 Apr 96 | | | | | | | | | | 1:35:43 | ~ |
| 1 | 5:03 | 2 | 4:46 | 3 | 4:50 | 4 | 4:42 | 5 | 4:44 | 6 | 4:48 | 7 | 4:50 | 8 | 4:49 | 9 | 4:44 | 10 | 4:49 | | |
| | 5:03 (24) | | 9:49 (34) | | 14:39 (28) | | 19:21 (26) | | 24:05 (24) | | 28:53 (24) | | 33:43 (21) | | 38:32 (14) | | 43:16 (13) | | 48:05 (15) | | |
| 11 | 4:47 | 12 | 4:43 | 13 | 4:51 | 14 | 4:50 | 15 | 4:42 | 16 | 4:47 | 17 | 4:50 | 18 | 4:49 | 19 | 4:37 | | | | |
| | 52:52 (14) | | 57:35 (12) | | 1:02:26 (11) | | 1:07:16 (9) | | 1:11:58 (9) | | 1:16:45 (9) | | 1:21:35 (9) | | 1:26:24 (9) | | 1:31:01 (8) | | | | |

| | | | | | | | | | | | | | | | | | | | | | |
|------------------------|------------|----|------------|----|--------------|----|--------------|----|--------------|----------------------|--------------|----|--------------|----|--------------|----|-------------|----|------------|----------------|---|
| 9 Ana CABECINHA | | | | | | | | | | POR 29 Apr 84 | | | | | | | | | | 1:36:31 | ~ |
| 1 | 5:04 | 2 | 4:44 | 3 | 4:50 | 4 | 4:43 | 5 | 4:44 | 6 | 4:48 | 7 | 4:49 | 8 | 4:50 | 9 | 4:45 | 10 | 4:48 | | |
| | 5:04 (32) | | 9:48 (30) | | 14:38 (27) | | 19:21 (28) | | 24:05 (26) | | 28:53 (22) | | 33:42 (19) | | 38:32 (15) | | 43:17 (14) | | 48:05 (13) | | |
| 11 | 4:47 | 12 | 4:49 | 13 | 4:55 | 14 | 4:52 | 15 | 4:48 | 16 | 4:52 | 17 | 4:53 | 18 | 4:51 | 19 | 4:49 | | | | |
| | 52:52 (16) | | 57:41 (15) | | 1:02:36 (13) | | 1:07:28 (13) | | 1:12:16 (12) | | 1:17:08 (10) | | 1:22:01 (10) | | 1:26:52 (10) | | 1:31:41 (9) | | | | |

| | | | | | | | | | | | | | | | | | | | | |
|-------------------------|------------|----|------------|----|--------------|----|--------------|----|--------------|----------------------|--------------|----|--------------|----|--------------|----|--------------|----|------------|----------------|
| 10 Jemima MONTAG | | | | | | | | | | AUS 15 Feb 98 | | | | | | | | | | 1:36:54 |
| 1 | 5:03 | 2 | 4:42 | 3 | 4:50 | 4 | 4:40 | 5 | 4:46 | 6 | 4:48 | 7 | 4:51 | 8 | 4:51 | 9 | 4:44 | 10 | 4:50 | |
| | 5:03 (21) | | 9:45 (17) | | 14:35 (17) | | 19:15 (14) | | 24:01 (10) | | 28:49 (11) | | 33:40 (11) | | 38:31 (12) | | 43:15 (12) | | 48:05 (11) | |
| 11 | 4:47 | 12 | 4:44 | 13 | 4:50 | 14 | 4:52 | 15 | 4:55 | 16 | 4:56 | 17 | 4:56 | 18 | 4:58 | 19 | 5:00 | | | |
| | 52:52 (12) | | 57:36 (13) | | 1:02:26 (12) | | 1:07:18 (10) | | 1:12:13 (10) | | 1:17:09 (11) | | 1:22:05 (11) | | 1:27:03 (11) | | 1:32:03 (10) | | | |



RACE ANALYSIS
20 Kilometres Race Walk Women

| | | | | | | | | | | | | | | | | | | | |
|-------------------------------|------------|----|--------------|----|--------------|----|--------------|----|--------------|-----|--------------|----------------|------------------|----|--------------|----|--------------|----|------------|
| 11 Saskia FEIGE | | | | | | | | | | GER | 13 Aug 97 | 1:37:14 | | | | | | | |
| 1 | 5:03 | 2 | 4:42 | 3 | 4:50 | 4 | 4:39 | 5 | 4:47 | 6 | 4:48 | 7 | 4:50 | 8 | 4:52 | 9 | 4:42 | 10 | 4:40 |
| | 5:03 (25) | | 9:45 (21) | | 14:35 (18) | | 19:14 (12) | | 24:01 (14) | | 28:49 (16) | | 33:39 (1) | | 38:31 (7) | | 43:13 (11) | | 47:53 (9) |
| 11 | 4:46 | 12 | 4:48 | 13 | 4:56 | 14 | 4:55 | 15 | 4:58 | 16 | 4:56 | 17 | 5:06 | 18 | 5:03 | 19 | 5:04 | | |
| | 52:39 (8) | | 57:27 (7) | | 1:02:23 (9) | | 1:07:18 (11) | | 1:12:16 (11) | | 1:17:12 (12) | | 1:22:18 (12) | | 1:27:21 (12) | | 1:32:25 (11) | | |
| 12 Mirna ORTÍZ | | | | | | | | | | GUA | 28 Feb 87 | 1:37:32 | | | | | | | |
| 1 | 5:04 | 2 | 4:44 | 3 | 4:49 | 4 | 4:45 | 5 | 4:45 | 6 | 4:50 | 7 | 4:57 | 8 | 4:59 | 9 | 4:59 | 10 | 4:57 |
| | 5:04 (31) | | 9:48 (32) | | 14:37 (26) | | 19:22 (30) | | 24:07 (28) | | 28:57 (29) | | 33:54 (27) | | 38:53 (28) | | 43:52 (26) | | 48:49 (25) |
| 11 | 4:56 | 12 | 4:53 | 13 | 4:53 | 14 | 5:01 | 15 | 5:00 | 16 | 4:51 | 17 | 4:50 | 18 | 5:03 | 19 | 4:44 | | |
| | 53:45 (25) | | 58:38 (24) | | 1:03:31 (22) | | 1:08:32 (21) | | 1:13:32 (20) | | 1:18:23 (18) | | 1:23:13 (17) | | 1:28:16 (17) | | 1:33:00 (15) | | |
| 13 Antonella PALMISANO | | | | | | | | | | ITA | 6 Aug 91 | 1:37:36 | SB | | | | | | |
| 1 | 5:06 | 2 | 4:43 | 3 | 4:50 | 4 | 4:42 | 5 | 4:44 | 6 | 4:49 | 7 | 4:50 | 8 | 4:51 | 9 | 4:45 | 10 | 4:45 |
| | 5:06 (37) | | 9:49 (33) | | 14:39 (32) | | 19:21 (27) | | 24:05 (25) | | 28:54 (28) | | 33:44 (25) | | 38:35 (23) | | 43:20 (15) | | 48:05 (12) |
| 11 | 4:46 | 12 | 4:44 | 13 | 4:50 | 14 | 4:55 | 15 | 4:57 | 16 | 5:00 | 17 | 5:02 | 18 | 5:08 | 19 | 5:07 | | |
| | 52:51 (11) | | 57:35 (11) | | 1:02:25 (10) | | 1:07:20 (12) | | 1:12:17 (13) | | 1:17:17 (13) | | 1:22:19 (13) | | 1:27:27 (13) | | 1:32:34 (12) | | |
| 14 Darya PALUEKTAVA | | | | | | | | | | BLR | 4 Mar 93 | 1:37:42 | | | | | | | |
| 1 | 5:04 | 2 | 4:43 | 3 | 4:52 | 4 | 4:43 | 5 | 4:47 | 6 | 4:45 | 7 | 4:47 | 8 | 4:51 | 9 | 4:49 | 10 | 4:49 |
| | 5:04 (30) | | 9:47 (26) | | 14:39 (29) | | 19:22 (31) | | 24:09 (29) | | 28:54 (27) | | 33:41 (15) | | 38:32 (17) | | 43:21 (17) | | 48:10 (18) |
| 11 | 4:54 | 12 | 4:56 | 13 | 4:53 | 14 | 5:01 | 15 | 5:03 | 16 | 5:05 | 17 | 5:07 | 18 | 5:00 | 19 | 4:46 | | |
| | 53:04 (18) | | 58:00 (18) | | 1:02:53 (17) | | 1:07:54 (17) | | 1:12:57 (16) | | 1:18:02 (16) | | 1:23:09 (16) | | 1:28:09 (16) | | 1:32:55 (13) | | |
| 15 Raquel GONZÁLEZ | | | | | | | | | | ESP | 16 Nov 89 | 1:38:02 | | | | | | | |
| 1 | 5:03 | 2 | 4:45 | 3 | 4:51 | 4 | 4:43 | 5 | 4:43 | 6 | 4:48 | 7 | 4:50 | 8 | 4:50 | 9 | 4:48 | 10 | 4:45 |
| | 5:03 (22) | | 9:48 (31) | | 14:39 (30) | | 19:22 (29) | | 24:05 (27) | | 28:53 (23) | | 33:43 (20) | | 38:33 (19) | | 43:21 (16) | | 48:06 (17) |
| 11 | 4:50 | 12 | 4:50 | 13 | 4:50 | 14 | 4:53 | 15 | 5:04 | 16 | 5:06 | 17 | 5:09 | 18 | 5:07 | 19 | 5:05 | | |
| | 52:56 (17) | | 57:46 (16) | | 1:02:36 (14) | | 1:07:29 (14) | | 1:12:33 (14) | | 1:17:39 (14) | | 1:22:48 (15) | | 1:27:55 (15) | | 1:33:00 (14) | | |
| 16 Yehualeye BELETEW | | | | | | | | | | ETH | 31 Jul 98 | 1:38:11 | | | | | | | |
| 1 | 5:03 | 2 | 4:42 | 3 | 4:50 | 4 | 4:39 | 5 | 4:47 | 6 | 4:48 | 7 | 4:51 | 8 | 4:51 | 9 | 4:42 | 10 | 4:44 |
| | 5:03 (17) | | 9:45 (18) | | 14:35 (15) | | 19:14 (8) | | 24:01 (9) | | 28:49 (13) | | 33:40 (7) | | 38:31 (11) | | 43:13 (10) | | 47:57 (10) |
| 11 | 4:44 | 12 | 4:55 | 13 | 5:00 | 14 | 5:03 | 15 | 5:02 | 16 | 5:03 | 17 | 5:04 | 18 | 5:06 | 19 | 5:07 | | |
| | 52:41 (10) | | 57:36 (14) | | 1:02:36 (15) | | 1:07:39 (15) | | 1:12:41 (15) | | 1:17:44 (15) | | 1:22:48 (14) | | 1:27:54 (14) | | 1:33:01 (16) | | |
| 17 Valentina TRAPLETTI | | | | | | | | | | ITA | 12 Jul 85 | 1:38:22 | | | | | | | |
| 1 | 5:06 | 2 | 4:46 | 3 | 4:50 | 4 | 4:48 | 5 | 4:51 | 6 | 4:51 | 7 | 4:53 | 8 | 4:55 | 9 | 4:54 | 10 | 4:53 |
| | 5:06 (38) | | 9:52 (36) | | 14:42 (36) | | 19:30 (35) | | 24:21 (34) | | 29:12 (32) | | 34:05 (31) | | 39:00 (29) | | 43:54 (28) | | 48:47 (24) |
| 11 | 4:54 | 12 | 4:54 | 13 | 4:52 | 14 | 4:52 | 15 | 4:55 | 16 | 4:56 | 17 | 5:03 | 18 | 5:06 | 19 | 5:09 | | |
| | 53:41 (24) | | 58:35 (23) | | 1:03:27 (20) | | 1:08:19 (18) | | 1:13:14 (18) | | 1:18:10 (17) | | 1:23:13 (18) | | 1:28:19 (18) | | 1:33:28 (17) | | |
| 18 Karla JARAMILLO | | | | | | | | | | ECU | 21 Jan 97 | 1:38:26 | | | | | | | |
| 1 | 5:02 | 2 | 4:43 | 3 | 4:50 | 4 | 4:40 | 5 | 4:47 | 6 | 4:49 | 7 | 4:51 | 8 | 4:52 | 9 | 4:54 | 10 | 4:54 |
| | 5:02 (4) | | 9:45 (14) | | 14:35 (12) | | 19:15 (19) | | 24:02 (21) | | 28:51 (17) | | 33:42 (17) | | 38:34 (22) | | 43:28 (23) | | 48:22 (20) |
| 11 | 4:57 | 12 | 5:01 | 13 | 5:02 | 14 | 5:01 | 15 | 4:59 | 16 | 5:03 | 17 | 5:02 | 18 | 5:03 | 19 | 5:01 | | |
| | 53:19 (19) | | 58:20 (19) | | 1:03:22 (19) | | 1:08:23 (20) | | 1:13:22 (19) | | 1:18:25 (20) | | 1:23:27 (19) | | 1:28:30 (19) | | 1:33:31 (18) | | |
| 19 Anežka DRAHOTOVÁ | | | | | | | | | | CZE | 22 Jul 95 | 1:38:29 | | | | | | | |
| 1 | 5:02 | 2 | 4:43 | 3 | 4:50 | 4 | 4:39 | 5 | 4:48 | 6 | 4:48 | 7 | 4:51 | 8 | 4:51 | 9 | 4:51 | 10 | 4:55 |
| | 5:02 (7) | | 9:45 (8) | | 14:35 (6) | | 19:14 (11) | | 24:02 (16) | | 28:50 (15) | | 33:41 (14) | | 38:32 (16) | | 43:23 (20) | | 48:18 (19) |
| 11 | 5:02 | 12 | 5:02 | 13 | 5:07 | 14 | 5:11 | 15 | 5:03 | 16 | 5:06 | 17 | 5:07 | 18 | 4:57 | 19 | 4:57 | | |
| | 53:20 (20) | | 58:22 (20) | | 1:03:29 (21) | | 1:08:40 (23) | | 1:13:43 (22) | | 1:18:49 (22) | | 1:23:56 (23) | | 1:28:53 (21) | | 1:33:50 (20) | | |
| 20 Nadiya BOROVSKA | | | | | | | | | | UKR | 25 Feb 81 | 1:38:35 | SB | | | | | | |
| 1 | 5:03 | 2 | 4:44 | 3 | 4:53 | 4 | 4:50 | 5 | 4:52 | 6 | 4:53 | 7 | 4:57 | 8 | 4:56 | 9 | 4:54 | 10 | 4:53 |
| | 5:03 (26) | | 9:47 (28) | | 14:40 (35) | | 19:30 (36) | | 24:22 (35) | | 29:15 (34) | | 34:12 (32) | | 39:08 (31) | | 44:02 (31) | | 48:55 (28) |
| 11 | 4:57 | 12 | 4:56 | 13 | 4:53 | 14 | 4:57 | 15 | 4:59 | 16 | 5:05 | 17 | 5:04 | 18 | 5:00 | 19 | 4:57 | | |
| | 53:52 (28) | | 58:48 (26) | | 1:03:41 (25) | | 1:08:38 (22) | | 1:13:37 (21) | | 1:18:42 (21) | | 1:23:46 (20) | | 1:28:46 (20) | | 1:33:43 (19) | | |
| 21 Katarzyna ZDZIEBŁO | | | | | | | | | | POL | 28 Nov 96 | 1:38:44 | | | | | | | |
| 1 | 5:11 | 2 | 4:58 | 3 | 4:58 | 4 | 5:00 | 5 | 5:02 | 6 | 4:59 | 7 | 4:58 | 8 | 5:01 | 9 | 5:00 | 10 | 4:59 |
| | 5:11 (42) | | 10:09 (41) | | 15:07 (41) | | 20:07 (40) | | 25:09 (40) | | 30:08 (39) | | 35:06 (37) | | 40:07 (36) | | 45:07 (35) | | 50:06 (33) |
| 11 | 5:01 | 12 | 4:56 | 13 | 4:57 | 14 | 4:54 | 15 | 4:53 | 16 | 4:52 | 17 | 4:50 | 18 | 4:47 | 19 | 4:47 | | |
| | 55:07 (33) | | 1:00:03 (31) | | 1:05:00 (30) | | 1:09:54 (30) | | 1:14:47 (28) | | 1:19:39 (27) | | 1:24:29 (27) | | 1:29:16 (24) | | 1:34:03 (22) | | |
| 22 Antigoni DRISBIOTI | | | | | | | | | | GRE | 21 Mar 84 | 1:38:56 | | | | | | | |
| 1 | 5:04 | 2 | 4:46 | 3 | 4:50 | 4 | 4:46 | 5 | 4:46 | 6 | 4:50 | 7 | 4:53 | 8 | 4:55 | 9 | 4:59 | 10 | 5:01 |
| | 5:04 (34) | | 9:50 (35) | | 14:40 (34) | | 19:26 (32) | | 24:12 (31) | | 29:02 (30) | | 33:55 (28) | | 38:50 (27) | | 43:49 (25) | | 48:50 (26) |
| 11 | 4:59 | 12 | 5:02 | 13 | 5:00 | 14 | 5:01 | 15 | 5:02 | 16 | 5:01 | 17 | 4:58 | 18 | 5:01 | 19 | 5:01 | | |
| | 53:49 (26) | | 58:51 (27) | | 1:03:51 (26) | | 1:08:52 (26) | | 1:13:54 (26) | | 1:18:55 (23) | | 1:23:53 (22) | | 1:28:54 (22) | | 1:33:55 (21) | | |

RACE ANALYSIS
20 Kilometres Race Walk Women

23 Žilvė VAICIUKEVIČIŪTĖ LTU 3 Apr 96 1:39:26

| | | | | | | | | | | | | | | | | | | | |
|----|------------|----|------------|----|--------------|----|--------------|----|--------------|----|--------------|----|--------------|----|--------------|----|--------------|----|------------|
| 1 | 5:03 | 2 | 4:42 | 3 | 4:51 | 4 | 4:41 | 5 | 4:45 | 6 | 4:49 | 7 | 4:50 | 8 | 4:52 | 9 | 4:53 | 10 | 4:57 |
| | 5:03 (28) | | 9:45 (23) | | 14:36 (20) | | 19:17 (21) | | 24:02 (19) | | 28:51 (16) | | 33:41 (16) | | 38:33 (18) | | 43:26 (22) | | 48:23 (21) |
| 11 | 5:00 | 12 | 5:03 | 13 | 5:07 | 14 | 5:07 | 15 | 5:09 | 16 | 5:12 | 17 | 5:08 | 18 | 5:10 | 19 | 5:09 | | |
| | 53:23 (21) | | 58:26 (21) | | 1:03:33 (23) | | 1:08:40 (24) | | 1:13:49 (24) | | 1:19:01 (26) | | 1:24:09 (24) | | 1:29:19 (25) | | 1:34:28 (24) | | |

24 Meryem BEKMEZ TUR 31 Jul 00 1:39:36

| | | | | | | | | | | | | | | | | | | | |
|----|-----------|----|------------|----|--------------|----|--------------|----|--------------|----|--------------|----|--------------|----|--------------|----|--------------|----|-----------|
| 1 | 5:02 | 2 | 4:42 | 3 | 4:50 | 4 | 4:40 | 5 | 4:47 | 6 | 4:48 | 7 | 4:50 | 8 | 4:52 | 9 | 4:40 | 10 | 4:41 |
| | 5:02 (8) | | 9:44 (5) | | 14:34 (1) | | 19:14 (1) | | 24:01 (2) | | 28:49 (1) | | 33:39 (2) | | 38:31 (1) | | 43:11 (4) | | 47:52 (8) |
| 11 | 4:47 | 12 | 5:16 | 13 | 5:27 | 14 | 5:01 | 15 | 5:27 | 16 | 5:08 | 17 | 5:27 | 18 | 5:15 | 19 | 5:18 | | |
| | 52:39 (9) | | 57:55 (17) | | 1:03:22 (18) | | 1:08:23 (19) | | 1:13:50 (25) | | 1:18:58 (25) | | 1:24:25 (26) | | 1:29:40 (26) | | 1:34:58 (25) | | |

25 Glenda MOREJÓN ECU 30 May 00 1:39:38

| | | | | | | | | | | | | | | | | | | | |
|----|-----------|----|------------|----|--------------|----|--------------|----|--------------|----|--------------|----|--------------|----|--------------|----|--------------|----|-----------|
| 1 | 5:03 | 2 | 4:42 | 3 | 4:49 | 4 | 4:40 | 5 | 4:47 | 6 | 4:48 | 7 | 4:51 | 8 | 4:51 | 9 | 4:40 | 10 | 4:40 |
| | 5:03 (14) | | 9:45 (10) | | 14:34 (5) | | 19:14 (5) | | 24:01 (3) | | 28:49 (3) | | 33:40 (5) | | 38:31 (4) | | 43:11 (3) | | 47:51 (5) |
| 11 | 4:45 | 12 | 4:58 | 13 | 5:04 | 14 | 5:10 | 15 | 5:20 | 16 | 5:16 | 17 | 5:23 | 18 | 5:26 | 19 | 5:12 | | |
| | 52:36 (7) | | 57:34 (10) | | 1:02:38 (16) | | 1:07:48 (16) | | 1:13:08 (17) | | 1:18:24 (19) | | 1:23:47 (21) | | 1:29:13 (23) | | 1:34:25 (23) | | |

26 Grace Wanjiru NJUE KEN 10 Jan 79 1:39:58

| | | | | | | | | | | | | | | | | | | | |
|----|------------|----|------------|----|--------------|----|--------------|----|--------------|----|--------------|----|--------------|----|--------------|----|--------------|----|------------|
| 1 | 5:02 | 2 | 4:42 | 3 | 4:50 | 4 | 4:40 | 5 | 4:47 | 6 | 4:48 | 7 | 4:50 | 8 | 4:52 | 9 | 4:52 | 10 | 5:03 |
| | 5:02 (3) | | 9:44 (3) | | 14:34 (4) | | 19:14 (9) | | 24:01 (12) | | 28:49 (8) | | 33:39 (3) | | 38:31 (6) | | 43:23 (21) | | 48:26 (22) |
| 11 | 5:08 | 12 | 5:13 | 13 | 5:14 | 14 | 5:19 | 15 | 5:19 | 16 | 5:12 | 17 | 5:10 | 18 | 4:59 | 19 | 4:58 | | |
| | 53:34 (23) | | 58:47 (25) | | 1:04:01 (27) | | 1:09:20 (27) | | 1:14:39 (27) | | 1:19:51 (28) | | 1:25:01 (28) | | 1:30:00 (28) | | 1:34:58 (26) | | |

27 Alana BARBER NZL 8 Jul 87 1:40:59

| | | | | | | | | | | | | | | | | | | | |
|----|------------|----|------------|----|--------------|----|--------------|----|--------------|----|--------------|----|--------------|----|--------------|----|--------------|----|------------|
| 1 | 5:02 | 2 | 4:43 | 3 | 4:50 | 4 | 4:42 | 5 | 4:45 | 6 | 4:50 | 7 | 4:50 | 8 | 4:53 | 9 | 4:55 | 10 | 4:59 |
| | 5:02 (9) | | 9:45 (22) | | 14:35 (14) | | 19:17 (23) | | 24:02 (20) | | 28:52 (19) | | 33:42 (18) | | 38:35 (24) | | 43:30 (24) | | 48:29 (23) |
| 11 | 5:02 | 12 | 5:04 | 13 | 5:05 | 14 | 5:01 | 15 | 5:04 | 16 | 5:11 | 17 | 5:18 | 18 | 5:33 | 19 | 5:34 | | |
| | 53:31 (22) | | 58:35 (22) | | 1:03:40 (24) | | 1:08:41 (25) | | 1:13:45 (23) | | 1:18:56 (24) | | 1:24:14 (25) | | 1:29:47 (27) | | 1:35:21 (27) | | |

28 Angela CASTRO BOL 21 Feb 93 1:41:15

| | | | | | | | | | | | | | | | | | | | |
|----|------------|----|------------|----|--------------|----|--------------|----|--------------|----|--------------|----|--------------|----|--------------|----|--------------|----|------------|
| 1 | 5:03 | 2 | 4:42 | 3 | 4:51 | 4 | 4:41 | 5 | 4:47 | 6 | 4:50 | 7 | 4:54 | 8 | 4:56 | 9 | 5:10 | 10 | 5:07 |
| | 5:03 (27) | | 9:45 (9) | | 14:36 (21) | | 19:17 (24) | | 24:04 (23) | | 28:54 (26) | | 33:48 (26) | | 38:44 (25) | | 43:54 (27) | | 49:01 (29) |
| 11 | 5:08 | 12 | 5:13 | 13 | 5:10 | 14 | 5:17 | 15 | 5:14 | 16 | 5:14 | 17 | 5:14 | 18 | 5:18 | 19 | 5:17 | | |
| | 54:09 (29) | | 59:22 (29) | | 1:04:32 (29) | | 1:09:49 (29) | | 1:15:03 (30) | | 1:20:17 (29) | | 1:25:31 (29) | | 1:30:49 (29) | | 1:36:06 (28) | | |

29 Inna KASHYNA UKR 27 Sep 91 1:41:44

| | | | | | | | | | | | | | | | | | | | |
|----|------------|----|------------|----|--------------|----|--------------|----|--------------|----|--------------|----|--------------|----|--------------|----|--------------|----|------------|
| 1 | 5:03 | 2 | 4:44 | 3 | 4:52 | 4 | 4:48 | 5 | 4:50 | 6 | 4:53 | 7 | 4:49 | 8 | 5:01 | 9 | 4:55 | 10 | 4:58 |
| | 5:03 (29) | | 9:47 (29) | | 14:39 (33) | | 19:27 (33) | | 24:17 (32) | | 29:10 (31) | | 33:59 (29) | | 39:00 (30) | | 43:55 (29) | | 48:53 (27) |
| 11 | 4:57 | 12 | 5:06 | 13 | 5:20 | 14 | 5:19 | 15 | 5:24 | 16 | 5:21 | 17 | 5:26 | 18 | 5:22 | 19 | 5:19 | | |
| | 53:50 (27) | | 58:56 (28) | | 1:04:16 (28) | | 1:09:35 (28) | | 1:14:59 (29) | | 1:20:20 (30) | | 1:25:46 (30) | | 1:31:08 (30) | | 1:36:27 (29) | | |

30 Siu Nga CHING HKG 11 Feb 87 1:42:55

| | | | | | | | | | | | | | | | | | | | |
|----|------------|----|--------------|----|--------------|----|--------------|----|--------------|----|--------------|----|--------------|----|--------------|----|--------------|----|------------|
| 1 | 5:08 | 2 | 4:52 | 3 | 4:55 | 4 | 5:00 | 5 | 5:04 | 6 | 4:53 | 7 | 4:57 | 8 | 5:02 | 9 | 5:09 | 10 | 5:06 |
| | 5:08 (40) | | 10:00 (39) | | 14:55 (38) | | 19:55 (38) | | 24:59 (38) | | 29:52 (38) | | 34:49 (35) | | 39:51 (34) | | 45:00 (34) | | 50:06 (32) |
| 11 | 5:01 | 12 | 5:07 | 13 | 5:17 | 14 | 5:21 | 15 | 5:18 | 16 | 5:19 | 17 | 5:21 | 18 | 5:22 | 19 | 5:22 | | |
| | 55:07 (32) | | 1:00:14 (32) | | 1:05:31 (31) | | 1:10:52 (31) | | 1:16:10 (31) | | 1:21:29 (31) | | 1:26:50 (31) | | 1:32:12 (31) | | 1:37:34 (30) | | |

31 Yana SMERDOVA ANA 7 Feb 98 1:43:49

| | | | | | | | | | | | | | | | | | | | |
|----|------------|----|--------------|----|--------------|----|--------------|----|--------------|----|--------------|----|--------------|----|--------------|----|--------------|----|------------|
| 1 | 5:09 | 2 | 5:00 | 3 | 5:00 | 4 | 5:06 | 5 | 5:05 | 6 | 5:05 | 7 | 5:07 | 8 | 5:06 | 9 | 5:12 | 10 | 5:13 |
| | 5:09 (41) | | 10:09 (42) | | 15:09 (42) | | 20:15 (42) | | 25:20 (42) | | 30:25 (41) | | 35:32 (41) | | 40:38 (41) | | 45:50 (40) | | 51:03 (38) |
| 11 | 5:15 | 12 | 5:14 | 13 | 5:14 | 14 | 5:18 | 15 | 5:17 | 16 | 5:17 | 17 | 5:22 | 18 | 5:24 | 19 | 5:23 | | |
| | 56:18 (38) | | 1:01:32 (37) | | 1:06:46 (34) | | 1:12:04 (34) | | 1:17:21 (34) | | 1:22:38 (33) | | 1:28:00 (33) | | 1:33:24 (33) | | 1:38:47 (32) | | |

32 Valeria ORTUÑO MEX 27 May 98 1:43:51

| | | | | | | | | | | | | | | | | | | | |
|----|------------|----|--------------|----|--------------|----|--------------|----|--------------|----|--------------|----|--------------|----|--------------|----|--------------|----|------------|
| 1 | 5:03 | 2 | 4:42 | 3 | 4:50 | 4 | 4:42 | 5 | 4:53 | 6 | 5:03 | 7 | 5:17 | 8 | 5:26 | 9 | 5:28 | 10 | 5:31 |
| | 5:03 (16) | | 9:45 (19) | | 14:35 (11) | | 19:17 (22) | | 24:10 (30) | | 29:13 (33) | | 34:30 (34) | | 39:56 (35) | | 45:24 (36) | | 50:55 (36) |
| 11 | 5:16 | 12 | 5:10 | 13 | 5:19 | 14 | 5:16 | 15 | 5:22 | 16 | 5:22 | 17 | 5:23 | 18 | 5:24 | 19 | 5:30 | | |
| | 56:11 (36) | | 1:01:21 (34) | | 1:06:40 (33) | | 1:11:56 (32) | | 1:17:18 (33) | | 1:22:40 (34) | | 1:28:03 (34) | | 1:33:27 (34) | | 1:38:57 (33) | | |

33 Laura GARCÍA-CARO ESP 16 Apr 95 1:44:05

| | | | | | | | | | | | | | | | | | | | |
|----|------------|----|------------|----|--------------|----|--------------|----|--------------|----|--------------|----|--------------|----|--------------|----|--------------|----|------------|
| 1 | 5:05 | 2 | 4:48 | 3 | 4:52 | 4 | 4:52 | 5 | 4:52 | 6 | 4:51 | 7 | 4:53 | 8 | 4:56 | 9 | 5:00 | 10 | 5:03 |
| | 5:05 (35) | | 9:53 (37) | | 14:45 (37) | | 19:37 (37) | | 24:29 (36) | | 29:20 (35) | | 34:13 (33) | | 39:09 (32) | | 44:09 (32) | | 49:12 (30) |
| 11 | 5:09 | 12 | 5:11 | 13 | 7:25 | 14 | 5:06 | 15 | 5:09 | 16 | 5:19 | 17 | 5:23 | 18 | 5:23 | 19 | 5:29 | | |
| | 54:21 (30) | | 59:32 (30) | | 1:06:57 (35) | | 1:12:03 (33) | | 1:17:12 (32) | | 1:22:31 (32) | | 1:27:54 (32) | | 1:33:17 (32) | | 1:38:46 (31) | | |

34 Rachel SEAMAN CAN 14 Jan 86 1:45:40

| | | | | | | | | | | | | | | | | | | | |
|----|------------|----|--------------|----|--------------|----|--------------|----|--------------|----|--------------|----|--------------|----|--------------|----|--------------|----|------------|
| 1 | 5:14 | 2 | 5:00 | 3 | 4:59 | 4 | 5:05 | 5 | 5:03 | 6 | 5:05 | 7 | 5:06 | 8 | 5:09 | 9 | 5:12 | 10 | 5:15 |
| | 5:14 (44) | | 10:14 (43) | | 15:13 (43) | | 20:18 (43) | | 25:21 (43) | | 30:26 (43) | | 35:32 (42) | | 40:41 (42) | | 45:53 (41) | | 51:08 (39) |
| 11 | 5:21 | 12 | 5:25 | 13 | 5:25 | 14 | 5:25 | 15 | 5:31 | 16 | 5:33 | 17 | 5:33 | 18 | 5:32 | 19 | 5:28 | | |
| | 56:29 (39) | | 1:01:54 (39) | | 1:07:19 (39) | | 1:12:44 (39) | | 1:18:15 (37) | | 1:23:48 (37) | | 1:29:21 (35) | | 1:34:53 (35) | | 1:40:21 (34) | | |



RACE ANALYSIS
20 Kilometres Race Walk Women

| | | | | | | | | | | | | | | | | | | | | |
|-------------------------------|------------|----|--------------|----|--------------|----|--------------|----|--------------|-----|--------------|--------------------|--------------|----|--------------|----|--------------|----|------------|----|
| 35 Maria MICHTA-COFFEY | | | | | | | | | | USA | 23 Jun 86 | 1:46:02 | > | | | | | | | |
| 1 | 5:15 | 2 | 5:03 | 3 | 5:04 | 4 | 5:13 | 5 | 5:16 | 6 | 5:19 | 7 | 5:15 | 8 | 5:18 | 9 | 5:18 | 10 | 5:18 | SB |
| | 5:15 (45) | | 10:18 (45) | | 15:22 (45) | | 20:35 (45) | | 25:51 (45) | | 31:10 (45) | | 36:25 (44) | | 41:43 (44) | | 47:01 (43) | | 52:19 (42) | |
| 11 | 5:12 | 12 | 5:15 | 13 | 5:23 | 14 | 5:23 | 15 | 5:24 | 16 | 5:31 | 17 | 5:30 | 18 | 5:25 | 19 | 5:26 | | | |
| | 57:31 (42) | | 1:02:46 (42) | | 1:08:09 (41) | | 1:13:32 (41) | | 1:18:56 (40) | | 1:24:27 (40) | | 1:29:57 (39) | | 1:35:22 (36) | | 1:40:48 (35) | | | |
| 36 Noelia VARGAS | | | | | | | | | | CRC | 17 Apr 00 | 1:46:30 | | | | | | | | |
| 1 | 5:03 | 2 | 4:42 | 3 | 4:50 | 4 | 4:40 | 5 | 4:46 | 6 | 4:52 | 7 | 5:08 | 8 | 5:19 | 9 | 5:24 | 10 | 5:39 | |
| | 5:03 (18) | | 9:45 (11) | | 14:35 (7) | | 19:15 (16) | | 24:01 (13) | | 28:53 (21) | | 34:01 (30) | | 39:20 (33) | | 44:44 (33) | | 50:23 (34) | |
| 11 | 5:36 | 12 | 5:31 | 13 | 5:32 | 14 | 5:36 | 15 | 5:46 | 16 | 5:45 | 17 | 5:38 | 18 | 5:44 | 19 | 5:52 | | | |
| | 55:59 (35) | | 1:01:30 (36) | | 1:07:02 (37) | | 1:12:38 (37) | | 1:18:24 (39) | | 1:24:09 (39) | | 1:29:47 (38) | | 1:35:31 (38) | | 1:41:23 (37) | | | |
| 37 Ilse GUERRERO | | | | | | | | | | MEX | 24 Mar 93 | 1:46:32 | > | | | | | | | |
| 1 | 5:03 | 2 | 4:41 | 3 | 4:51 | 4 | 4:39 | 5 | 4:47 | 6 | 4:48 | 7 | 4:55 | 8 | 5:01 | 9 | 5:15 | 10 | 5:21 | |
| | 5:03 (13) | | 9:44 (6) | | 14:35 (9) | | 19:14 (13) | | 24:01 (5) | | 28:49 (14) | | 33:44 (24) | | 38:45 (26) | | 44:00 (30) | | 49:21 (31) | |
| 11 | 5:27 | 12 | 5:33 | 13 | 5:52 | 14 | 5:55 | 15 | 5:41 | 16 | 5:56 | 17 | 5:46 | 18 | 5:53 | 19 | 5:45 | | | |
| | 54:48 (31) | | 1:00:21 (33) | | 1:06:13 (32) | | 1:12:08 (35) | | 1:17:49 (35) | | 1:23:45 (36) | | 1:29:31 (36) | | 1:35:24 (37) | | 1:41:09 (36) | | | |
| 38 Mayra PÉREZ | | | | | | | | | | GUA | 20 Dec 88 | 1:46:42 | ~ | | | | | | | |
| 1 | 5:08 | 2 | 4:52 | 3 | 5:02 | 4 | 5:06 | 5 | 5:08 | 6 | 5:09 | 7 | 5:11 | 8 | 5:14 | 9 | 5:23 | 10 | 5:27 | |
| | 5:08 (39) | | 10:00 (40) | | 15:02 (40) | | 20:08 (41) | | 25:16 (41) | | 30:25 (42) | | 35:36 (43) | | 40:50 (43) | | 46:13 (42) | | 51:40 (41) | |
| 11 | 5:30 | 12 | 5:31 | 13 | 5:35 | 14 | 5:39 | 15 | 5:45 | 16 | 5:30 | 17 | 5:17 | 18 | 5:28 | 19 | 5:31 | | | |
| | 57:10 (41) | | 1:02:41 (41) | | 1:08:16 (42) | | 1:13:55 (42) | | 1:19:40 (42) | | 1:25:10 (42) | | 1:30:27 (40) | | 1:35:55 (40) | | 1:41:26 (38) | | | |
| 39 Viktória MADARÁSZ | | | | | | | | | | HUN | 12 May 85 | 1:47:38 | | | | | | | | |
| 1 | 5:12 | 2 | 5:06 | 3 | 5:02 | 4 | 5:04 | 5 | 5:01 | 6 | 5:03 | 7 | 5:03 | 8 | 5:06 | 9 | 5:09 | 10 | 5:11 | |
| | 5:12 (43) | | 10:18 (44) | | 15:20 (44) | | 20:24 (44) | | 25:25 (44) | | 30:28 (44) | | 35:31 (40) | | 40:37 (40) | | 45:46 (38) | | 50:57 (37) | |
| 11 | 5:16 | 12 | 5:21 | 13 | 5:29 | 14 | 5:36 | 15 | 5:37 | 16 | 5:47 | 17 | 5:43 | 18 | 6:05 | 19 | 5:53 | | | |
| | 56:13 (37) | | 1:01:34 (38) | | 1:07:03 (38) | | 1:12:39 (38) | | 1:18:16 (38) | | 1:24:03 (38) | | 1:29:46 (37) | | 1:35:51 (39) | | 1:41:44 (39) | | | |
| Viviane LYRA | | | | | | | | | | BRA | 29 Jul 93 | DNF | ~ | | | | | | | |
| 1 | 5:05 | 2 | 4:54 | 3 | 4:56 | 4 | 5:01 | 5 | 5:06 | 6 | 5:14 | 7 | 5:12 | 8 | 5:07 | 9 | 5:14 | 10 | 5:23 | |
| | 5:05 (36) | | 9:59 (38) | | 14:55 (39) | | 19:56 (39) | | 25:02 (39) | | 30:16 (40) | | 35:28 (39) | | 40:35 (38) | | 45:49 (39) | | 51:12 (40) | |
| 11 | 5:27 | 12 | 5:30 | 13 | 5:36 | 14 | 5:41 | 15 | 5:45 | 16 | 5:36 | | | | | | | | | |
| | 56:39 (40) | | 1:02:09 (40) | | 1:07:45 (40) | | 1:13:26 (40) | | 1:19:11 (41) | | 1:24:47 (41) | | | | | | | | | |
| Chahinez NASRI | | | | | | | | | | TUN | 3 Jun 96 | DNF | ~ > | | | | | | | |
| 1 | 5:03 | 2 | 4:44 | 3 | 4:52 | 4 | 4:49 | 5 | 5:03 | 6 | 5:15 | 7 | 5:20 | 8 | 5:30 | | | | | |
| | 5:03 (19) | | 9:47 (27) | | 14:39 (31) | | 19:28 (34) | | 24:31 (37) | | 29:46 (37) | | 35:06 (38) | | 40:36 (39) | | | | | |
| 11 | | | | | | | | | | | | | | | | | | | | |
| | | | | | | | | | | | | | | | | | | | | |
| Leyde GUERRA | | | | | | | | | | PER | 27 Sep 98 | DNF | | | | | | | | |
| 1 | 5:03 | 2 | 4:42 | 3 | 4:51 | 4 | 4:44 | 5 | 4:58 | 6 | 5:09 | 7 | 5:23 | 8 | 5:29 | 9 | 5:18 | 10 | 5:04 | |
| | 5:03 (23) | | 9:45 (15) | | 14:36 (23) | | 19:20 (25) | | 24:18 (33) | | 29:27 (36) | | 34:50 (36) | | 40:19 (37) | | 45:37 (37) | | 50:41 (35) | |
| 11 | 5:09 | 12 | 5:34 | 13 | 5:38 | 14 | 5:17 | 15 | 5:43 | 16 | 5:25 | | | | | | | | | |
| | 55:50 (34) | | 1:01:24 (35) | | 1:07:02 (36) | | 1:12:19 (36) | | 1:18:02 (36) | | 1:23:27 (35) | | | | | | | | | |
| Ayşe TEKDAL | | | | | | | | | | TUR | 28 Oct 99 | DQ 230.7(c) | | | | | | | | |
| 1 | 5:04 | 2 | 4:42 | 3 | 4:50 | 4 | 4:39 | 5 | 4:46 | 6 | 4:48 | 7 | 4:51 | 8 | 4:51 | 9 | 4:41 | | | |
| | 5:04 (33) | | 9:46 (24) | | 14:36 (24) | | 19:15 (15) | | 24:01 (7) | | 28:49 (7) | | 33:40 (9) | | 38:31 (8) | | 43:12 (8) | | | |
| 11 | | | | | | | | | | | | | | | | | | | | |
| | | | | | | | | | | | | | | | | | | | | |
| Katie HAYWARD | | | | | | | | | | AUS | 23 Jul 00 | DQ 230.7(c) | ~ ~ ~ | | | | | | | |
| 1 | 5:03 | 2 | 4:42 | 3 | 4:51 | 4 | 4:39 | 5 | 4:47 | 6 | 4:52 | | | | | | | | | |
| | 5:03 (15) | | 9:45 (13) | | 14:36 (22) | | 19:15 (17) | | 24:02 (17) | | 28:54 (25) | | | | | | | | | |
| 11 | | | | | | | | | | | | | | | | | | | | |
| | | | | | | | | | | | | | | | | | | | | |
| Jiayu YANG | | | | | | | | | | CHN | 18 Feb 96 | DQ 230.7(c) | ~ ~ ~ | | | | | | | |
| 1 | 5:02 | 2 | 4:42 | 3 | 4:51 | 4 | 4:39 | 5 | 4:47 | 6 | 4:48 | 7 | 4:51 | 8 | 4:51 | 9 | 4:41 | 10 | 4:39 | |
| | 5:02 (6) | | 9:44 (4) | | 14:35 (8) | | 19:14 (4) | | 24:01 (8) | | 28:49 (5) | | 33:40 (4) | | 38:31 (5) | | 43:12 (9) | | 47:51 (4) | |
| 11 | 4:42 | 12 | 4:36 | 13 | 4:38 | 14 | 4:39 | 15 | 4:36 | 16 | 4:35 | 17 | 4:28 | 18 | 4:25 | | | | | |
| | 52:33 (2) | | 57:09 (2) | | 1:01:47 (5) | | 1:06:26 (4) | | 1:11:02 (5) | | 1:15:37 (5) | | 1:20:05 (5) | | 1:24:30 (4) | | | | | |

NOTE BIB 676 (Laura GARCÍA-CARO) - 120sec Penalty Zone
IAAF Rule 230.7(c) - Fourth red card

RESULTS



50 Kilometres Race Walk Women - Final

| RECORDS | RESULT NAME | COUNTRY | AGE | VENUE | DATE |
|--------------------------------|------------------------------------|-------------------------|-----------------------|-------------------|-------------|
| World Record WR | 3:59:15 Hong LIU | CHN | 32 | Huangshan (CHN) | 9 Mar 2019 |
| Championships Record CR | 4:05:56 Inês HENRIQUES | POR | 37 | London (The Mall) | 13 Aug 2017 |
| World Leading WL | 3:57:08 Klavdiya AFANASYEVA | RUS | 23 | Cheboksary (RUS) | 15 Jun 2019 |
| Area Record AR | National Record NR | Personal Best PB | Season Best SB | | |

28 September 2019 23:30 START TIME 31° C 74 %
TEMPERATURE HUMIDITY
04:54 END TIME 30° C 70 %

| PLACE | NAME | COUNTRY | DATE of BIRTH | RESULT | RED CARDS |
|-------|-------------------------|---------|---------------|----------------|-----------|
| 1 | Rui LIANG | CHN | 18 Jun 94 | 4:23:26 | |
| 2 | Maocuo LI | CHN | 20 Oct 92 | 4:26:40 | + 3:14 |
| 3 | Eleonora Anna GIORGI | ITA | 14 Sep 89 | 4:29:13 | + 5:47 ~ |
| 4 | Olena SOBCHUK | UKR | 23 Nov 95 | 4:33:38 | + 10:12 |
| 5 | Faying MA | CHN | 30 Aug 93 | 4:34:56 | + 11:30 |
| 6 | Khrystyna YUDKINA | UKR | 4 Dec 84 | 4:36:00 | + 12:34 |
| 7 | Magaly BONILLA | ECU | 8 Feb 92 | 4:37:03 | + 13:37 |
| 8 | Júlia TAKÁCS | ESP | 29 Jun 89 | 4:38:20 | + 14:54 |
| 9 | Paola PÉREZ | ECU | 21 Dec 89 | 4:38:54 | + 15:28 |
| 10 | Maria JUÁREZ | ESP | 27 Sep 93 | 4:39:28 | + 16:02 > |
| 11 | Masumi FUCHISE | JPN | 2 Sep 86 | 4:41:02 | + 17:36 |
| 12 | Nastassia YATSEVICH | BLR | 18 Jan 85 | 4:44:01 | + 20:35 |
| 13 | Nadzeya DARAZHUK | BLR | 23 Jan 90 | 4:47:26 | + 24:00 > |
| 14 | Angeliki MAKRI | GRE | 25 Sep 78 | 4:54:09 | + 30:43 |
| 15 | Mara RIBEIRO | POR | 11 May 95 | 4:58:44 | + 35:18 |
| 16 | Elianay PEREIRA | BRA | 11 May 84 | 5:11:26 | + 48:00 > |
| 17 | Katie BURNETT | USA | 7 Oct 88 | 5:23:05 | + 59:39 |
| | Mariavittoria BECCHETTI | ITA | 12 Dec 94 | DNF | |
| | Nicole COLOMBI | ITA | 29 Dec 95 | DNF | |
| | Mária CZAKOVÁ | SVK | 2 Oct 88 | DNF | |
| | Inês HENRIQUES | POR | 1 May 80 | DNF | |
| | Valentyna MYRONCHUK | UKR | 10 Aug 94 | DNF | |
| | Ivana RENIĆ | CRO | 21 Aug 96 | DNF | |
| | Tiia KUIKKA | FIN | 30 Nov 94 | DNS | |

RESULTS
50 Kilometres Race Walk Women

INTERMEDIATE TIMES

| | | | | | |
|-------|---------|----------------------|-------|---------|----------------------|
| 1 KM | 5:17 | Eleonora Anna GIORGI | 2 KM | 11:03 | Eleonora Anna GIORGI |
| 3 KM | 16:46 | Inês HENRIQUES | 4 KM | 22:23 | Eleonora Anna GIORGI |
| 5 KM | 27:46 | Maocuo LI | 6 KM | 33:12 | Maocuo LI |
| 7 KM | 38:33 | Maocuo LI | 8 KM | 44:06 | Eleonora Anna GIORGI |
| 9 KM | 49:43 | Inês HENRIQUES | 10 KM | 55:18 | Eleonora Anna GIORGI |
| 11 KM | 1:00:38 | Maocuo LI | 12 KM | 1:06:05 | Inês HENRIQUES |
| 13 KM | 1:11:28 | Maocuo LI | 14 KM | 1:16:51 | Maocuo LI |
| 15 KM | 1:22:13 | Maocuo LI | 16 KM | 1:27:34 | Inês HENRIQUES |
| 17 KM | 1:32:52 | Inês HENRIQUES | 18 KM | 1:38:12 | Rui LIANG |
| 19 KM | 1:43:27 | Rui LIANG | 20 KM | 1:48:51 | Rui LIANG |
| 21 KM | 1:54:11 | Maocuo LI | 22 KM | 1:59:30 | Maocuo LI |
| 23 KM | 2:04:45 | Rui LIANG | 24 KM | 2:09:56 | Rui LIANG |
| 25 KM | 2:15:04 | Rui LIANG | 26 KM | 2:20:16 | Rui LIANG |
| 27 KM | 2:25:25 | Rui LIANG | 28 KM | 2:30:32 | Rui LIANG |
| 29 KM | 2:35:43 | Rui LIANG | 30 KM | 2:40:54 | Rui LIANG |
| 31 KM | 2:46:01 | Rui LIANG | 32 KM | 2:51:02 | Rui LIANG |
| 33 KM | 2:56:04 | Rui LIANG | 34 KM | 3:01:13 | Rui LIANG |
| 35 KM | 3:06:15 | Rui LIANG | 36 KM | 3:11:23 | Rui LIANG |
| 37 KM | 3:16:30 | Rui LIANG | 38 KM | 3:21:38 | Rui LIANG |
| 39 KM | 3:26:44 | Rui LIANG | 40 KM | 3:31:55 | Rui LIANG |
| 41 KM | 3:37:02 | Rui LIANG | 42 KM | 3:42:14 | Rui LIANG |
| 43 KM | 3:47:22 | Rui LIANG | 44 KM | 3:52:34 | Rui LIANG |
| 45 KM | 3:57:43 | Rui LIANG | 46 KM | 4:02:58 | Rui LIANG |
| 47 KM | 4:08:08 | Rui LIANG | 48 KM | 4:13:20 | Rui LIANG |
| 49 KM | 4:18:24 | Rui LIANG | | | |

| ALL-TIME TOP LIST | | | | SEASON TOP LIST | | | |
|-------------------|----------------------------|-------------------|-----------|-----------------|----------------------------|-------------------|--------|
| RESULT | NAME | VENUE | DATE | RESULT | NAME | VENUE | 2019 |
| 3:57:08 | Klavdiya AFANASYEVA (RUS) | Cheboksary (RUS) | 15 Jun 19 | 3:57:08 | Klavdiya AFANASYEVA (RUS) | Cheboksary (RUS) | 15 Jun |
| 3:59:15 | Hong LIU (CHN) | Huangshan (CHN) | 9 Mar 19 | 3:59:15 | Hong LIU (CHN) | Huangshan (CHN) | 9 Mar |
| 4:03:51 | Maocuo LI (CHN) | Huangshan (CHN) | 9 Mar 19 | 4:03:51 | Maocuo LI (CHN) | Huangshan (CHN) | 9 Mar |
| 4:04:36 | Rui LIANG (CHN) | Taicang | 5 May 18 | 4:04:50 | Eleonora Anna GIORGI (ITA) | Alytus (LTU) | 19 May |
| 4:04:50 | Eleonora Anna GIORGI (ITA) | Alytus (LTU) | 19 May 19 | 4:05:46 | Júlia TAKÁCS (ESP) | Alytus (LTU) | 19 May |
| 4:05:46 | Júlia TAKÁCS (ESP) | Alytus (LTU) | 19 May 19 | 4:05:58 | Marqarita NIKIFOROVA (RUS) | Cheboksary (RUS) | 15 Jun |
| 4:05:56 | Inês HENRIQUES (POR) | London (The Mall) | 13 Aug 17 | 4:07:30 | Faying MA (CHN) | Huangshan (CHN) | 9 Mar |
| 4:05:58 | Marqarita NIKIFOROVA (RUS) | Cheboksary (RUS) | 15 Jun 19 | 4:11:01 | Raquel GONZÁLEZ (ESP) | El Vendrell (ESP) | 10 Feb |
| 4:07:30 | Faying MA (CHN) | Huangshan (CHN) | 9 Mar 19 | 4:11:12 | Johana ORDÓÑEZ (ECU) | Lima (PER) | 11 Aug |
| 4:08:58 | Hang YIN (CHN) | London (The Mall) | 13 Aug 17 | 4:12:44 | Claire TALLENT (AUS) | Santee, CA (USA) | 26 Jan |

RACE ANALYSIS

50 Kilometres Race Walk Women - Final



28 September 2019 23:30 START TIME 31° C 74 %
TEMPERATURE HUMIDITY
04:54 END TIME 30° C 70 %

| | | | | | | | | | | | | | | | | | | | |
|----|-------|----|-------|----|-------|----|-------|----|-------|----|-------|----|-------|----|-------|----|-------|----|-------|
| 1 | 1 KM | 2 | 2 KM | 3 | 3 KM | 4 | 4 KM | 5 | 5 KM | 6 | 6 KM | 7 | 7 KM | 8 | 8 KM | 9 | 9 KM | 10 | 10 KM |
| 11 | 11 KM | 12 | 12 KM | 13 | 13 KM | 14 | 14 KM | 15 | 15 KM | 16 | 16 KM | 17 | 17 KM | 18 | 18 KM | 19 | 19 KM | 20 | 20 KM |
| 21 | 21 KM | 22 | 22 KM | 23 | 23 KM | 24 | 24 KM | 25 | 25 KM | 26 | 26 KM | 27 | 27 KM | 28 | 28 KM | 29 | 29 KM | 30 | 30 KM |
| 31 | 31 KM | 32 | 32 KM | 33 | 33 KM | 34 | 34 KM | 35 | 35 KM | 36 | 36 KM | 37 | 37 KM | 38 | 38 KM | 39 | 39 KM | 40 | 40 KM |
| 41 | 41 KM | 42 | 42 KM | 43 | 43 KM | 44 | 44 KM | 45 | 45 KM | 46 | 46 KM | 47 | 47 KM | 48 | 48 KM | 49 | 49 KM | | |

1 Rui LIANG CHN 18 Jun 94 **4:23:26**

| | | | | | | | | | | | | | | | | | | | |
|----|--------------------|----|--------------------|----|--------------------|----|--------------------|----|--------------------|----|--------------------|----|--------------------|----|--------------------|----|--------------------|----|--------------------|
| 1 | 5:38 | 2 | 5:33 | 3 | 5:36 | 4 | 5:36 | 5 | 5:24 | 6 | 5:26 | 7 | 5:20 | 8 | 5:33 | 9 | 5:38 | 10 | 5:35 |
| | 5:38 (6) | | 11:11 (6) | | 16:47 (4) | | 22:23 (2) | | 27:47 (3) | | 33:13 (2) | | 38:33 (3) | | 44:06 (2) | | 49:44 (3) | | 55:19 (3) |
| 11 | 5:21 | 12 | 5:25 | 13 | 5:23 | 14 | 5:24 | 15 | 5:21 | 16 | 5:21 | 17 | 5:18 | 18 | 5:20 | 19 | 5:15 | 20 | 5:24 |
| | 1:00:40 (4) | | 1:06:05 (2) | | 1:11:28 (3) | | 1:16:52 (2) | | 1:22:13 (2) | | 1:27:34 (2) | | 1:32:52 (2) | | 1:38:12 (1) | | 1:43:27 (1) | | 1:48:51 (1) |
| 21 | 5:20 | 22 | 5:19 | 23 | 5:15 | 24 | 5:11 | 25 | 5:08 | 26 | 5:12 | 27 | 5:09 | 28 | 5:07 | 29 | 5:11 | 30 | 5:11 |
| | 1:54:11 (3) | | 1:59:30 (2) | | 2:04:45 (1) | | 2:09:56 (1) | | 2:15:04 (1) | | 2:20:16 (1) | | 2:25:25 (1) | | 2:30:32 (1) | | 2:35:43 (1) | | 2:40:54 (1) |
| 31 | 5:07 | 32 | 5:01 | 33 | 5:02 | 34 | 5:09 | 35 | 5:02 | 36 | 5:08 | 37 | 5:07 | 38 | 5:08 | 39 | 5:06 | 40 | 5:11 |
| | 2:46:01 (1) | | 2:51:02 (1) | | 2:56:04 (1) | | 3:01:13 (1) | | 3:06:15 (1) | | 3:11:23 (1) | | 3:16:30 (1) | | 3:21:38 (1) | | 3:26:44 (1) | | 3:31:55 (1) |
| 41 | 5:07 | 42 | 5:12 | 43 | 5:08 | 44 | 5:12 | 45 | 5:09 | 46 | 5:15 | 47 | 5:10 | 48 | 5:12 | 49 | 5:04 | | |
| | 3:37:02 (1) | | 3:42:14 (1) | | 3:47:22 (1) | | 3:52:34 (1) | | 3:57:43 (1) | | 4:02:58 (1) | | 4:08:08 (1) | | 4:13:20 (1) | | 4:18:24 (1) | | |

2 Maocuo LI CHN 20 Oct 92 **4:26:40**

| | | | | | | | | | | | | | | | | | | | |
|----|--------------------|----|--------------------|----|--------------------|----|--------------------|----|--------------------|----|------------------|----|------------------|----|-------------|----|-------------|----|-------------|
| 1 | 5:39 | 2 | 5:33 | 3 | 5:35 | 4 | 5:36 | 5 | 5:23 | 6 | 5:26 | 7 | 5:21 | 8 | 5:33 | 9 | 5:38 | 10 | 5:35 |
| | 5:39 (7) | | 11:12 (7) | | 16:47 (7) | | 22:23 (4) | | 27:46 (1) | | 33:12 (1) | | 38:33 (1) | | 44:06 (3) | | 49:44 (4) | | 55:19 (4) |
| 11 | 5:19 | 12 | 5:28 | 13 | 5:22 | 14 | 5:23 | 15 | 5:22 | 16 | 5:41 | 17 | 5:12 | 18 | 5:18 | 19 | 5:14 | 20 | 5:23 |
| | 1:00:38 (1) | | 1:06:06 (4) | | 1:11:28 (1) | | 1:16:51 (1) | | 1:22:13 (1) | | 1:27:54 (4) | | 1:33:06 (4) | | 1:38:24 (3) | | 1:43:38 (3) | | 1:49:01 (3) |
| 21 | 5:10 | 22 | 5:19 | 23 | 5:16 | 24 | 5:17 | 25 | 5:15 | 26 | 5:15 | 27 | 5:12 | 28 | 5:09 | 29 | 5:07 | 30 | 5:10 |
| | 1:54:11 (1) | | 1:59:30 (1) | | 2:04:46 (2) | | 2:10:03 (2) | | 2:15:18 (2) | | 2:20:33 (2) | | 2:25:45 (2) | | 2:30:54 (2) | | 2:36:01 (2) | | 2:41:11 (2) |
| 31 | 5:10 | 32 | 5:18 | 33 | 5:14 | 34 | 5:19 | 35 | 5:13 | 36 | 5:10 | 37 | 5:05 | 38 | 5:16 | 39 | 5:14 | 40 | 5:24 |
| | 2:46:21 (2) | | 2:51:39 (2) | | 2:56:53 (2) | | 3:02:12 (2) | | 3:07:25 (2) | | 3:12:35 (2) | | 3:17:40 (2) | | 3:22:56 (2) | | 3:28:10 (2) | | 3:33:34 (2) |
| 41 | 5:17 | 42 | 5:22 | 43 | 5:17 | 44 | 5:22 | 45 | 5:19 | 46 | 5:26 | 47 | 5:17 | 48 | 5:22 | 49 | 5:17 | | |
| | 3:38:51 (2) | | 3:44:13 (2) | | 3:49:30 (2) | | 3:54:52 (2) | | 4:00:11 (2) | | 4:05:37 (2) | | 4:10:54 (2) | | 4:16:16 (2) | | 4:21:33 (2) | | |

3 Eleonora Anna GIORGI ITA 14 Sep 89 **4:29:13**

| | | | | | | | | | | | | | | | | | | | |
|----|-----------------|----|------------------|----|-------------|----|------------------|----|-------------|----|-------------|----|-------------|----|------------------|----|-------------|----|------------------|
| 1 | 5:17 | 2 | 5:46 | 3 | 5:43 | 4 | 5:37 | 5 | 5:24 | 6 | 5:26 | 7 | 5:20 | 8 | 5:33 | 9 | 5:37 | 10 | 5:35 |
| | 5:17 (1) | | 11:03 (1) | | 16:46 (2) | | 22:23 (1) | | 27:47 (2) | | 33:13 (3) | | 38:33 (2) | | 44:06 (1) | | 49:43 (2) | | 55:18 (1) |
| 11 | 5:22 | 12 | 5:25 | 13 | 5:23 | 14 | 5:26 | 15 | 5:21 | 16 | 5:20 | 17 | 5:25 | 18 | 5:32 | 19 | 5:19 | 20 | 5:20 |
| | 1:00:40 (3) | | 1:06:05 (3) | | 1:11:28 (4) | | 1:16:54 (4) | | 1:22:15 (4) | | 1:27:35 (3) | | 1:33:00 (3) | | 1:38:32 (4) | | 1:43:51 (4) | | 1:49:11 (4) |
| 21 | 5:17 | 22 | 5:23 | 23 | 5:20 | 24 | 5:17 | 25 | 5:13 | 26 | 5:24 | 27 | 5:19 | 28 | 5:28 | 29 | 5:26 | 30 | 5:25 |
| | 1:54:28 (4) | | 1:59:51 (4) | | 2:05:11 (4) | | 2:10:28 (4) | | 2:15:41 (3) | | 2:21:05 (3) | | 2:26:24 (3) | | 2:31:52 (3) | | 2:37:18 (3) | | 2:42:43 (3) |
| 31 | 5:24 | 32 | 5:25 | 33 | 5:27 | 34 | 5:38 | 35 | 5:30 | 36 | 5:22 | 37 | 5:10 | 38 | 5:21 | 39 | 5:14 | 40 | 5:14 |
| | 2:48:07 (3) | | 2:53:32 (3) | | 2:58:59 (3) | | 3:04:37 (3) | | 3:10:07 (3) | | 3:15:29 (3) | | 3:20:39 (3) | | 3:26:00 (3) | | 3:31:14 (3) | | 3:36:28 (3) |
| 41 | 5:15 | 42 | 5:22 | 43 | 5:20 | 44 | 5:26 | 45 | 5:19 | 46 | 5:08 | 47 | 5:16 | 48 | 5:16 | 49 | 5:10 | | |
| | 3:41:43 (3) | | 3:47:05 (3) | | 3:52:25 (3) | | 3:57:51 (3) | | 4:03:10 (3) | | 4:08:18 (3) | | 4:13:34 (3) | | 4:18:50 (3) | | 4:24:00 (3) | | |

4 Olena SOBCHUK UKR 23 Nov 95 **4:33:38**

| | | | | | | | | | | | | | | | | | | | |
|----|-------------|----|-------------|----|-------------|----|-------------|----|-------------|----|-------------|----|-------------|----|-------------|----|-------------|----|-------------|
| 1 | 5:38 | 2 | 5:33 | 3 | 5:36 | 4 | 5:36 | 5 | 5:35 | 6 | 5:37 | 7 | 5:34 | 8 | 5:37 | 9 | 5:28 | 10 | 5:30 |
| | 5:38 (5) | | 11:11 (4) | | 16:47 (5) | | 22:23 (6) | | 27:58 (6) | | 33:35 (7) | | 39:09 (7) | | 44:46 (6) | | 50:14 (6) | | 55:44 (6) |
| 11 | 5:28 | 12 | 5:29 | 13 | 5:34 | 14 | 5:35 | 15 | 5:29 | 16 | 5:31 | 17 | 5:25 | 18 | 5:25 | 19 | 5:24 | 20 | 5:26 |
| | 1:01:12 (5) | | 1:06:41 (5) | | 1:12:15 (5) | | 1:17:50 (5) | | 1:23:19 (6) | | 1:28:50 (5) | | 1:34:15 (5) | | 1:39:40 (5) | | 1:45:04 (5) | | 1:50:30 (5) |
| 21 | 5:21 | 22 | 5:25 | 23 | 5:22 | 24 | 5:26 | 25 | 5:18 | 26 | 5:28 | 27 | 5:18 | 28 | 5:18 | 29 | 5:13 | 30 | 5:18 |
| | 1:55:51 (5) | | 2:01:16 (5) | | 2:06:38 (5) | | 2:12:04 (5) | | 2:17:22 (5) | | 2:22:50 (5) | | 2:28:08 (5) | | 2:33:26 (5) | | 2:38:39 (5) | | 2:43:57 (5) |
| 31 | 5:10 | 32 | 5:17 | 33 | 5:18 | 34 | 5:24 | 35 | 5:20 | 36 | 5:29 | 37 | 5:26 | 38 | 5:35 | 39 | 5:33 | 40 | 5:38 |
| | 2:49:07 (5) | | 2:54:24 (4) | | 2:59:42 (4) | | 3:05:06 (4) | | 3:10:26 (4) | | 3:15:55 (4) | | 3:21:21 (4) | | 3:26:56 (4) | | 3:32:29 (4) | | 3:38:07 (4) |
| 41 | 5:39 | 42 | 5:41 | 43 | 5:36 | 44 | 5:42 | 45 | 5:33 | 46 | 5:35 | 47 | 5:30 | 48 | 5:31 | 49 | 5:28 | | |
| | 3:43:46 (4) | | 3:49:27 (4) | | 3:55:03 (4) | | 4:00:45 (4) | | 4:06:18 (4) | | 4:11:53 (4) | | 4:17:23 (4) | | 4:22:54 (4) | | 4:28:22 (4) | | |

5 Faying MA CHN 30 Aug 93 **4:34:56**

| | | | | | | | | | | | | | | | | | | | |
|----|-------------|----|-------------|----|-------------|----|-------------|----|-------------|----|-------------|----|-------------|----|-------------|----|-------------|----|-------------|
| 1 | 5:23 | 2 | 5:41 | 3 | 5:43 | 4 | 5:39 | 5 | 5:32 | 6 | 5:37 | 7 | 5:34 | 8 | 5:37 | 9 | 5:32 | 10 | 5:37 |
| | 5:23 (2) | | 11:04 (2) | | 16:47 (6) | | 22:26 (14) | | 27:58 (10) | | 33:35 (8) | | 39:09 (6) | | 44:46 (7) | | 50:18 (7) | | 55:55 (7) |
| 11 | 5:36 | 12 | 5:36 | 13 | 5:31 | 14 | 5:33 | 15 | 5:29 | 16 | 5:31 | 17 | 5:27 | 18 | 5:34 | 19 | 5:29 | 20 | 5:34 |
| | 1:01:31 (7) | | 1:07:07 (7) | | 1:12:38 (7) | | 1:18:11 (7) | | 1:23:40 (7) | | 1:29:11 (7) | | 1:34:38 (7) | | 1:40:12 (7) | | 1:45:41 (7) | | 1:51:15 (7) |
| 21 | 5:32 | 22 | 5:38 | 23 | 5:29 | 24 | 5:36 | 25 | 5:30 | 26 | 5:37 | 27 | 5:33 | 28 | 5:36 | 29 | 5:31 | 30 | 5:34 |
| | 1:56:47 (7) | | 2:02:25 (7) | | 2:07:54 (7) | | 2:13:30 (7) | | 2:19:00 (7) | | 2:24:37 (7) | | 2:30:10 (7) | | 2:35:46 (7) | | 2:41:17 (7) | | 2:46:51 (7) |
| 31 | 5:31 | 32 | 5:37 | 33 | 5:33 | 34 | 5:35 | 35 | 5:30 | 36 | 5:32 | 37 | 5:28 | 38 | 5:34 | 39 | 5:26 | 40 | 5:33 |
| | 2:52:22 (7) | | 2:57:59 (7) | | 3:03:32 (7) | | 3:09:07 (7) | | 3:14:37 (7) | | 3:20:09 (7) | | 3:25:37 (6) | | 3:31:11 (6) | | 3:36:37 (6) | | 3:42:10 (6) |
| 41 | 5:28 | 42 | 5:30 | 43 | 5:22 | 44 | 5:24 | 45 | 5:13 | 46 | 5:19 | 47 | 5:11 | 48 | 5:18 | 49 | 5:04 | | |
| | 3:47:38 (6) | | 3:53:08 (6) | | 3:58:30 (6) | | 4:03:54 (6) | | 4:09:07 (5) | | 4:14:26 (5) | | 4:19:37 (5) | | 4:24:55 (5) | | 4:29:59 (5) | | |



RACE ANALYSIS
50 Kilometres Race Walk Women

| 6 Khrystyna YUDKINA | | | | | | | | | | UKR | | 4 Dec 84 | | 4:36:00 | | | | | |
|---------------------|-------------|----|-------------|----|-------------|----|-------------|----|-------------|-----|-------------|----------|-------------|---------|-------------|----|-------------|----|-------------|
| 1 | 5:40 | 2 | 5:32 | 3 | 5:34 | 4 | 5:37 | 5 | 5:34 | 6 | 5:38 | 7 | 5:34 | 8 | 5:36 | 9 | 5:26 | 10 | 5:33 |
| | 5:40 (13) | | 11:12 (11) | | 16:46 (3) | | 22:23 (5) | | 27:57 (5) | | 33:35 (6) | | 39:09 (5) | | 44:45 (5) | | 50:11 (5) | | 55:44 (5) |
| 11 | 5:33 | 12 | 5:25 | 13 | 5:33 | 14 | 5:35 | 15 | 5:29 | 16 | 5:31 | 17 | 5:44 | 18 | 5:24 | 19 | 5:26 | 20 | 5:25 |
| | 1:01:17 (6) | | 1:06:42 (6) | | 1:12:15 (6) | | 1:17:50 (6) | | 1:23:19 (5) | | 1:28:50 (6) | | 1:34:34 (6) | | 1:39:58 (6) | | 1:45:24 (6) | | 1:50:49 (6) |
| 21 | 5:25 | 22 | 5:29 | 23 | 5:25 | 24 | 5:21 | 25 | 5:17 | 26 | 5:24 | 27 | 5:31 | 28 | 5:41 | 29 | 5:27 | 30 | 5:30 |
| | 1:56:14 (6) | | 2:01:43 (6) | | 2:07:08 (6) | | 2:12:29 (6) | | 2:17:46 (6) | | 2:23:10 (6) | | 2:28:41 (6) | | 2:34:22 (6) | | 2:39:49 (6) | | 2:45:19 (6) |
| 31 | 5:33 | 32 | 5:29 | 33 | 5:35 | 34 | 5:33 | 35 | 5:28 | 36 | 5:37 | 37 | 5:35 | 38 | 5:45 | 39 | 5:38 | 40 | 5:41 |
| | 2:50:52 (6) | | 2:56:21 (6) | | 3:01:56 (6) | | 3:07:29 (6) | | 3:12:57 (6) | | 3:18:34 (5) | | 3:24:09 (5) | | 3:29:54 (5) | | 3:35:32 (5) | | 3:41:13 (5) |
| 41 | 5:36 | 42 | 5:41 | 43 | 5:36 | 44 | 5:40 | 45 | 5:31 | 46 | 5:32 | 47 | 5:27 | 48 | 5:21 | 49 | 5:13 | | |
| | 3:46:49 (5) | | 3:52:30 (5) | | 3:58:06 (5) | | 4:03:46 (5) | | 4:09:17 (6) | | 4:14:49 (6) | | 4:20:16 (6) | | 4:25:37 (6) | | 4:30:50 (6) | | |

| 7 Magaly BONILLA | | | | | | | | | | ECU | | 8 Feb 92 | | 4:37:03 | | | | | |
|------------------|--------------|----|--------------|----|--------------|----|--------------|----|--------------|-----|--------------|----------|--------------|---------|--------------|----|--------------|----|--------------|
| 1 | 5:39 | 2 | 5:33 | 3 | 5:35 | 4 | 5:37 | 5 | 5:34 | 6 | 5:38 | 7 | 5:33 | 8 | 5:38 | 9 | 5:37 | 10 | 5:37 |
| | 5:39 (8) | | 11:12 (8) | | 16:47 (8) | | 22:24 (9) | | 27:58 (9) | | 33:36 (11) | | 39:09 (11) | | 44:47 (11) | | 50:24 (12) | | 56:01 (12) |
| 11 | 5:37 | 12 | 5:39 | 13 | 5:39 | 14 | 5:44 | 15 | 5:43 | 16 | 5:39 | 17 | 5:35 | 18 | 5:37 | 19 | 5:37 | 20 | 5:36 |
| | 1:01:38 (12) | | 1:07:17 (12) | | 1:12:56 (12) | | 1:18:40 (12) | | 1:24:23 (12) | | 1:30:02 (12) | | 1:35:37 (10) | | 1:41:14 (11) | | 1:46:51 (12) | | 1:52:27 (11) |
| 21 | 5:29 | 22 | 5:37 | 23 | 5:34 | 24 | 5:33 | 25 | 5:32 | 26 | 5:35 | 27 | 5:33 | 28 | 5:33 | 29 | 5:32 | 30 | 5:40 |
| | 1:57:56 (11) | | 2:03:33 (13) | | 2:09:07 (12) | | 2:14:40 (12) | | 2:20:09 (10) | | 2:25:44 (11) | | 2:31:17 (11) | | 2:36:50 (12) | | 2:42:22 (12) | | 2:48:02 (11) |
| 31 | 5:36 | 32 | 5:38 | 33 | 5:33 | 34 | 5:37 | 35 | 5:35 | 36 | 5:39 | 37 | 5:33 | 38 | 5:37 | 39 | 5:34 | 40 | 5:34 |
| | 2:53:38 (8) | | 2:59:16 (11) | | 3:04:49 (10) | | 3:10:26 (10) | | 3:16:01 (11) | | 3:21:40 (11) | | 3:27:13 (9) | | 3:32:50 (8) | | 3:38:24 (10) | | 3:43:58 (9) |
| 41 | 5:32 | 42 | 5:28 | 43 | 5:22 | 44 | 5:27 | 45 | 5:26 | 46 | 5:12 | 47 | 5:06 | 48 | 5:15 | 49 | 5:08 | | |
| | 3:49:30 (9) | | 3:54:58 (9) | | 4:00:20 (9) | | 4:05:47 (9) | | 4:11:13 (7) | | 4:16:25 (7) | | 4:21:31 (7) | | 4:26:46 (7) | | 4:31:54 (7) | | |

| 8 Júlia TAKÁCS | | | | | | | | | | ESP | | 29 Jun 89 | | 4:38:20 | | | | | |
|----------------|--------------|----|--------------|----|--------------|----|--------------|----|--------------|-----|--------------|-----------|--------------|---------|--------------|----|-------------|----|-------------|
| 1 | 5:39 | 2 | 5:33 | 3 | 5:35 | 4 | 5:37 | 5 | 5:34 | 6 | 5:37 | 7 | 5:34 | 8 | 5:38 | 9 | 5:37 | 10 | 5:37 |
| | 5:39 (9) | | 11:12 (10) | | 16:47 (9) | | 22:24 (7) | | 27:58 (7) | | 33:35 (5) | | 39:09 (9) | | 44:47 (10) | | 50:24 (11) | | 56:01 (8) |
| 11 | 5:36 | 12 | 5:39 | 13 | 5:40 | 14 | 5:44 | 15 | 5:43 | 16 | 5:39 | 17 | 5:35 | 18 | 5:37 | 19 | 5:36 | 20 | 5:37 |
| | 1:01:37 (9) | | 1:07:16 (10) | | 1:12:56 (11) | | 1:18:40 (9) | | 1:24:23 (10) | | 1:30:02 (11) | | 1:35:37 (11) | | 1:41:14 (10) | | 1:46:50 (9) | | 1:52:27 (9) |
| 21 | 5:29 | 22 | 5:37 | 23 | 5:33 | 24 | 5:34 | 25 | 5:29 | 26 | 5:35 | 27 | 5:33 | 28 | 5:33 | 29 | 5:32 | 30 | 5:40 |
| | 1:57:56 (10) | | 2:03:33 (8) | | 2:09:06 (10) | | 2:14:40 (10) | | 2:20:09 (9) | | 2:25:44 (9) | | 2:31:17 (9) | | 2:36:50 (9) | | 2:42:22 (9) | | 2:48:02 (9) |
| 31 | 5:37 | 32 | 5:36 | 33 | 5:34 | 34 | 5:37 | 35 | 5:35 | 36 | 5:39 | 37 | 5:33 | 38 | 5:37 | 39 | 5:33 | 40 | 5:35 |
| | 2:53:39 (11) | | 2:59:15 (8) | | 3:04:49 (8) | | 3:10:26 (8) | | 3:16:01 (8) | | 3:21:40 (8) | | 3:27:13 (7) | | 3:32:50 (7) | | 3:38:23 (8) | | 3:43:58 (7) |
| 41 | 5:32 | 42 | 5:27 | 43 | 5:23 | 44 | 5:27 | 45 | 5:26 | 46 | 5:32 | 47 | 5:20 | 48 | 5:28 | 49 | 5:21 | | |
| | 3:49:30 (8) | | 3:54:57 (7) | | 4:00:20 (7) | | 4:05:47 (8) | | 4:11:13 (9) | | 4:16:45 (8) | | 4:22:05 (8) | | 4:27:33 (8) | | 4:32:54 (8) | | |

| 9 Paola PÉREZ | | | | | | | | | | ECU | | 21 Dec 89 | | 4:38:54 | | | | | |
|---------------|--------------|----|-------------|----|--------------|----|--------------|----|--------------|-----|--------------|-----------|--------------|---------|--------------|----|--------------|----|--------------|
| 1 | 5:39 | 2 | 5:33 | 3 | 5:36 | 4 | 5:36 | 5 | 5:35 | 6 | 5:38 | 7 | 5:32 | 8 | 5:38 | 9 | 5:37 | 10 | 5:37 |
| | 5:39 (10) | | 11:12 (9) | | 16:48 (12) | | 22:24 (11) | | 27:59 (12) | | 33:37 (12) | | 39:09 (13) | | 44:47 (9) | | 50:24 (9) | | 56:01 (10) |
| 11 | 5:36 | 12 | 5:39 | 13 | 5:40 | 14 | 5:44 | 15 | 5:43 | 16 | 5:39 | 17 | 5:35 | 18 | 5:37 | 19 | 5:37 | 20 | 5:36 |
| | 1:01:37 (10) | | 1:07:16 (9) | | 1:12:56 (10) | | 1:18:40 (8) | | 1:24:23 (9) | | 1:30:02 (10) | | 1:35:37 (9) | | 1:41:14 (9) | | 1:46:51 (10) | | 1:52:27 (10) |
| 21 | 5:30 | 22 | 5:36 | 23 | 5:34 | 24 | 5:33 | 25 | 5:29 | 26 | 5:35 | 27 | 5:33 | 28 | 5:33 | 29 | 5:32 | 30 | 5:40 |
| | 1:57:57 (12) | | 2:03:33 (9) | | 2:09:07 (11) | | 2:14:40 (11) | | 2:20:09 (11) | | 2:25:44 (10) | | 2:31:17 (10) | | 2:36:50 (11) | | 2:42:22 (10) | | 2:48:02 (10) |
| 31 | 5:37 | 32 | 5:36 | 33 | 5:34 | 34 | 5:37 | 35 | 5:35 | 36 | 5:39 | 37 | 5:33 | 38 | 5:37 | 39 | 5:33 | 40 | 5:35 |
| | 2:53:39 (10) | | 2:59:15 (9) | | 3:04:49 (9) | | 3:10:26 (9) | | 3:16:01 (10) | | 3:21:40 (9) | | 3:27:13 (8) | | 3:32:50 (9) | | 3:38:23 (7) | | 3:43:58 (8) |
| 41 | 5:32 | 42 | 5:28 | 43 | 5:22 | 44 | 5:27 | 45 | 5:26 | 46 | 5:33 | 47 | 5:32 | 48 | 5:36 | 49 | 5:28 | | |
| | 3:49:30 (7) | | 3:54:58 (8) | | 4:00:20 (8) | | 4:05:47 (7) | | 4:11:13 (8) | | 4:16:46 (9) | | 4:22:18 (9) | | 4:27:54 (9) | | 4:33:22 (9) | | |

| 10 Maria JUÁREZ | | | | | | | | | | ESP | | 27 Sep 93 | | 4:39:28 | | | | | |
|-----------------|--------------|----|--------------|----|--------------|----|--------------|----|--------------|-----|--------------|-----------|--------------|---------|--------------|----|--------------|----|--------------|
| 1 | 5:42 | 2 | 5:36 | 3 | 5:38 | 4 | 5:42 | 5 | 5:39 | 6 | 5:42 | 7 | 5:38 | 8 | 5:36 | 9 | 5:39 | 10 | 5:35 |
| | 5:42 (17) | | 11:18 (15) | | 16:56 (16) | | 22:38 (17) | | 28:17 (18) | | 33:59 (18) | | 39:37 (17) | | 45:13 (18) | | 50:52 (18) | | 56:27 (18) |
| 11 | 5:35 | 12 | 5:34 | 13 | 5:39 | 14 | 5:37 | 15 | 5:38 | 16 | 5:38 | 17 | 5:34 | 18 | 5:38 | 19 | 5:35 | 20 | 5:37 |
| | 1:02:02 (18) | | 1:07:36 (18) | | 1:13:15 (18) | | 1:18:52 (18) | | 1:24:30 (19) | | 1:30:08 (18) | | 1:35:42 (18) | | 1:41:21 (17) | | 1:46:56 (17) | | 1:52:33 (17) |
| 21 | 5:35 | 22 | 5:33 | 23 | 5:34 | 24 | 5:36 | 25 | 5:32 | 26 | 5:34 | 27 | 5:35 | 28 | 5:41 | 29 | 5:39 | 30 | 5:34 |
| | 1:58:08 (16) | | 2:03:41 (15) | | 2:09:15 (15) | | 2:14:51 (15) | | 2:20:23 (14) | | 2:25:57 (14) | | 2:31:32 (15) | | 2:37:13 (15) | | 2:42:52 (13) | | 2:48:26 (13) |
| 31 | 5:34 | 32 | 5:37 | 33 | 5:33 | 34 | 5:37 | 35 | 5:36 | 36 | 5:36 | 37 | 5:36 | 38 | 5:35 | 39 | 5:33 | 40 | 5:32 |
| | 2:54:00 (13) | | 2:59:37 (13) | | 3:05:10 (13) | | 3:10:47 (12) | | 3:16:23 (12) | | 3:21:59 (12) | | 3:27:35 (11) | | 3:33:10 (11) | | 3:38:43 (11) | | 3:44:15 (10) |
| 41 | 5:26 | 42 | 5:32 | 43 | 5:31 | 44 | 5:28 | 45 | 5:30 | 46 | 5:32 | 47 | 5:26 | 48 | 5:37 | 49 | 5:39 | | |
| | 3:49:41 (10) | | 3:55:13 (10) | | 4:00:44 (10) | | 4:06:12 (10) | | 4:11:42 (10) | | 4:17:14 (10) | | 4:22:40 (10) | | 4:28:17 (10) | | 4:33:56 (10) | | |



RACE ANALYSIS
50 Kilometres Race Walk Women

11 Masumi FUCHISE JPN 2 Sep 86 **4:41:02**

| | | | | | | | | | | | | | | | | | | | |
|----|--------------|----|--------------|----|--------------|----|--------------|----|--------------|----|--------------|----|--------------|----|--------------|----|--------------|----|--------------|
| 1 | 5:42 | 2 | 5:38 | 3 | 5:36 | 4 | 5:42 | 5 | 5:39 | 6 | 5:42 | 7 | 5:39 | 8 | 5:34 | 9 | 5:34 | 10 | 5:36 |
| | 5:42 (18) | | 11:20 (17) | | 16:56 (17) | | 22:38 (16) | | 28:17 (16) | | 33:59 (17) | | 39:38 (18) | | 45:12 (17) | | 50:46 (16) | | 56:22 (16) |
| 11 | 5:34 | 12 | 5:35 | 13 | 5:32 | 14 | 5:37 | 15 | 5:43 | 16 | 5:39 | 17 | 5:35 | 18 | 5:38 | 19 | 5:36 | 20 | 5:36 |
| | 1:01:56 (15) | | 1:07:31 (15) | | 1:13:03 (15) | | 1:18:40 (13) | | 1:24:23 (14) | | 1:30:02 (14) | | 1:35:37 (13) | | 1:41:15 (14) | | 1:46:51 (14) | | 1:52:27 (14) |
| 21 | 5:29 | 22 | 5:37 | 23 | 5:30 | 24 | 5:33 | 25 | 6:11 | 26 | 5:20 | 27 | 5:18 | 28 | 5:25 | 29 | 5:32 | 30 | 5:40 |
| | 1:57:56 (9) | | 2:03:33 (11) | | 2:09:03 (8) | | 2:14:36 (8) | | 2:20:47 (15) | | 2:26:07 (15) | | 2:31:25 (14) | | 2:36:50 (13) | | 2:42:22 (11) | | 2:48:02 (12) |
| 31 | 5:36 | 32 | 5:38 | 33 | 5:33 | 34 | 5:38 | 35 | 5:34 | 36 | 5:39 | 37 | 5:34 | 38 | 5:37 | 39 | 5:33 | 40 | 6:01 |
| | 2:53:38 (9) | | 2:59:16 (10) | | 3:04:49 (11) | | 3:10:27 (11) | | 3:16:01 (9) | | 3:21:40 (10) | | 3:27:14 (10) | | 3:32:51 (10) | | 3:38:24 (9) | | 3:44:25 (11) |
| 41 | 5:23 | 42 | 5:34 | 43 | 5:32 | 44 | 6:18 | 45 | 5:36 | 46 | 5:41 | 47 | 5:36 | 48 | 5:40 | 49 | 5:40 | | |
| | 3:49:48 (11) | | 3:55:22 (11) | | 4:00:54 (11) | | 4:07:12 (11) | | 4:12:48 (11) | | 4:18:29 (11) | | 4:24:05 (11) | | 4:29:45 (11) | | 4:35:25 (11) | | |

12 Nastassia YATSEVICH BLR 18 Jan 85 **4:44:01**

| | | | | | | | | | | | | | | | | | | | |
|----|--------------|----|--------------|----|--------------|----|--------------|----|--------------|----|--------------|----|--------------|----|--------------|----|--------------|----|--------------|
| 1 | 5:42 | 2 | 5:41 | 3 | 5:38 | 4 | 5:39 | 5 | 5:37 | 6 | 5:42 | 7 | 5:38 | 8 | 5:35 | 9 | 5:33 | 10 | 5:39 |
| | 5:42 (19) | | 11:23 (20) | | 17:01 (18) | | 22:40 (18) | | 28:17 (15) | | 33:59 (16) | | 39:37 (16) | | 45:12 (16) | | 50:45 (15) | | 56:24 (17) |
| 11 | 5:36 | 12 | 5:35 | 13 | 5:34 | 14 | 5:40 | 15 | 5:36 | 16 | 5:39 | 17 | 5:34 | 18 | 5:38 | 19 | 5:35 | 20 | 5:36 |
| | 1:02:00 (17) | | 1:07:35 (17) | | 1:13:09 (17) | | 1:18:49 (17) | | 1:24:25 (17) | | 1:30:04 (17) | | 1:35:38 (16) | | 1:41:16 (16) | | 1:46:51 (13) | | 1:52:27 (13) |
| 21 | 5:30 | 22 | 5:36 | 23 | 5:34 | 24 | 5:34 | 25 | 5:33 | 26 | 5:36 | 27 | 5:31 | 28 | 5:48 | 29 | 5:49 | 30 | 5:37 |
| | 1:57:57 (13) | | 2:03:33 (10) | | 2:09:07 (13) | | 2:14:41 (14) | | 2:20:14 (13) | | 2:25:50 (13) | | 2:31:21 (13) | | 2:37:09 (14) | | 2:42:58 (15) | | 2:48:35 (14) |
| 31 | 5:33 | 32 | 5:58 | 33 | 5:47 | 34 | 5:40 | 35 | 5:27 | 36 | 5:38 | 37 | 5:34 | 38 | 5:47 | 39 | 5:39 | 40 | 5:41 |
| | 2:54:08 (14) | | 3:00:06 (14) | | 3:05:53 (14) | | 3:11:33 (14) | | 3:17:00 (13) | | 3:22:38 (13) | | 3:28:12 (12) | | 3:33:59 (12) | | 3:39:38 (12) | | 3:45:19 (12) |
| 41 | 5:43 | 42 | 5:47 | 43 | 5:47 | 44 | 5:49 | 45 | 5:48 | 46 | 5:49 | 47 | 5:57 | 48 | 5:54 | 49 | 5:59 | | |
| | 3:51:02 (12) | | 3:56:49 (12) | | 4:02:36 (12) | | 4:08:25 (12) | | 4:14:13 (12) | | 4:20:02 (12) | | 4:25:59 (12) | | 4:31:53 (12) | | 4:37:52 (12) | | |

13 Nadzeya DARAZHUK BLR 23 Jan 90 **4:47:26**

| | | | | | | | | | | | | | | | | | | | |
|----|--------------|----|--------------|----|--------------|----|--------------|----|--------------|----|--------------|----|--------------|----|--------------|----|--------------|----|--------------|
| 1 | 5:40 | 2 | 5:41 | 3 | 5:41 | 4 | 5:43 | 5 | 5:35 | 6 | 5:38 | 7 | 5:38 | 8 | 5:33 | 9 | 5:37 | 10 | 5:36 |
| | 5:40 (12) | | 11:21 (18) | | 17:02 (20) | | 22:45 (19) | | 28:20 (19) | | 33:58 (15) | | 39:36 (15) | | 45:09 (15) | | 50:46 (17) | | 56:22 (15) |
| 11 | 5:35 | 12 | 5:34 | 13 | 5:35 | 14 | 5:35 | 15 | 5:42 | 16 | 5:39 | 17 | 5:36 | 18 | 5:37 | 19 | 5:37 | 20 | 5:41 |
| | 1:01:57 (16) | | 1:07:31 (16) | | 1:13:06 (16) | | 1:18:41 (16) | | 1:24:23 (11) | | 1:30:02 (9) | | 1:35:38 (15) | | 1:41:15 (13) | | 1:46:52 (15) | | 1:52:33 (16) |
| 21 | 5:40 | 22 | 5:43 | 23 | 5:27 | 24 | 5:37 | 25 | 6:03 | 26 | 5:48 | 27 | 5:38 | 28 | 5:31 | 29 | 5:36 | 30 | 5:28 |
| | 1:58:13 (17) | | 2:03:56 (17) | | 2:09:23 (16) | | 2:15:00 (16) | | 2:21:03 (16) | | 2:26:51 (16) | | 2:32:29 (16) | | 2:38:00 (16) | | 2:43:36 (16) | | 2:49:04 (15) |
| 31 | 5:51 | 32 | 5:45 | 33 | 5:36 | 34 | 5:35 | 35 | 5:14 | 36 | 5:52 | 37 | 5:43 | 38 | 5:56 | 39 | 6:12 | 40 | 5:47 |
| | 2:54:55 (15) | | 3:00:40 (15) | | 3:06:16 (15) | | 3:11:51 (15) | | 3:17:05 (14) | | 3:22:57 (14) | | 3:28:40 (13) | | 3:34:36 (13) | | 3:40:48 (13) | | 3:46:35 (13) |
| 41 | 6:09 | 42 | 6:12 | 43 | 6:03 | 44 | 6:01 | 45 | 6:12 | 46 | 6:05 | 47 | 5:57 | 48 | 6:08 | 49 | 6:17 | | |
| | 3:52:44 (13) | | 3:58:56 (13) | | 4:04:59 (13) | | 4:11:00 (13) | | 4:17:12 (13) | | 4:23:17 (13) | | 4:29:14 (13) | | 4:35:22 (13) | | 4:41:39 (13) | | |

14 Angeliki MAKRI GRE 25 Sep 78 **4:54:09**

| | | | | | | | | | | | | | | | | | | | |
|----|--------------|----|--------------|----|--------------|----|--------------|----|--------------|----|--------------|----|--------------|----|--------------|----|--------------|----|--------------|
| 1 | 5:45 | 2 | 5:34 | 3 | 5:35 | 4 | 5:42 | 5 | 5:41 | 6 | 5:46 | 7 | 5:46 | 8 | 5:48 | 9 | 5:46 | 10 | 5:51 |
| | 5:45 (22) | | 11:19 (16) | | 16:54 (15) | | 22:36 (15) | | 28:17 (17) | | 34:03 (19) | | 39:49 (20) | | 45:37 (22) | | 51:23 (22) | | 57:14 (22) |
| 11 | 5:43 | 12 | 5:46 | 13 | 5:39 | 14 | 5:42 | 15 | 5:36 | 16 | 5:35 | 17 | 5:35 | 18 | 5:36 | 19 | 5:35 | 20 | 5:45 |
| | 1:02:57 (22) | | 1:08:43 (22) | | 1:14:22 (22) | | 1:20:04 (22) | | 1:25:40 (22) | | 1:31:15 (21) | | 1:36:50 (20) | | 1:42:26 (20) | | 1:48:01 (19) | | 1:53:46 (19) |
| 21 | 5:43 | 22 | 5:41 | 23 | 5:40 | 24 | 5:46 | 25 | 5:44 | 26 | 5:53 | 27 | 5:48 | 28 | 5:49 | 29 | 5:45 | 30 | 5:53 |
| | 1:59:29 (19) | | 2:05:10 (19) | | 2:10:50 (18) | | 2:16:36 (18) | | 2:22:20 (18) | | 2:28:13 (18) | | 2:34:01 (19) | | 2:39:50 (18) | | 2:45:35 (17) | | 2:51:28 (17) |
| 31 | 5:51 | 32 | 5:55 | 33 | 5:57 | 34 | 6:05 | 35 | 6:03 | 36 | 6:13 | 37 | 6:08 | 38 | 6:10 | 39 | 6:21 | 40 | 6:18 |
| | 2:57:19 (17) | | 3:03:14 (16) | | 3:09:11 (16) | | 3:15:16 (16) | | 3:21:19 (16) | | 3:27:32 (16) | | 3:33:40 (15) | | 3:39:50 (15) | | 3:46:11 (15) | | 3:52:29 (14) |
| 41 | 6:09 | 42 | 6:21 | 43 | 6:24 | 44 | 6:19 | 45 | 6:13 | 46 | 6:13 | 47 | 6:04 | 48 | 6:09 | 49 | 6:00 | | |
| | 3:58:38 (14) | | 4:04:59 (14) | | 4:11:23 (14) | | 4:17:42 (14) | | 4:23:55 (14) | | 4:30:08 (14) | | 4:36:12 (14) | | 4:42:21 (14) | | 4:48:21 (14) | | |

15 Mara RIBEIRO POR 11 May 95 **4:58:44**

| | | | | | | | | | | | | | | | | | | | |
|----|--------------|----|--------------|----|--------------|----|--------------|----|--------------|----|--------------|----|--------------|----|--------------|----|--------------|----|--------------|
| 1 | 5:44 | 2 | 5:41 | 3 | 5:39 | 4 | 5:42 | 5 | 5:39 | 6 | 5:41 | 7 | 5:43 | 8 | 5:46 | 9 | 5:41 | 10 | 5:43 |
| | 5:44 (21) | | 11:25 (22) | | 17:04 (22) | | 22:46 (20) | | 28:25 (20) | | 34:06 (20) | | 39:49 (19) | | 45:35 (20) | | 51:16 (21) | | 56:59 (20) |
| 11 | 5:37 | 12 | 5:41 | 13 | 5:41 | 14 | 5:47 | 15 | 5:47 | 16 | 5:48 | 17 | 5:40 | 18 | 5:40 | 19 | 5:38 | 20 | 5:41 |
| | 1:02:36 (20) | | 1:08:17 (20) | | 1:13:58 (21) | | 1:19:45 (21) | | 1:25:32 (21) | | 1:31:20 (22) | | 1:37:00 (21) | | 1:42:40 (21) | | 1:48:18 (21) | | 1:53:59 (20) |
| 21 | 5:40 | 22 | 5:46 | 23 | 5:39 | 24 | 5:42 | 25 | 5:45 | 26 | 5:46 | 27 | 5:44 | 28 | 5:47 | 29 | 5:55 | 30 | 6:01 |
| | 1:59:39 (20) | | 2:05:25 (20) | | 2:11:04 (20) | | 2:16:46 (19) | | 2:22:31 (19) | | 2:28:17 (19) | | 2:34:01 (18) | | 2:39:48 (17) | | 2:45:43 (18) | | 2:51:44 (18) |
| 31 | 6:02 | 32 | 6:10 | 33 | 6:05 | 34 | 6:17 | 35 | 6:20 | 36 | 6:23 | 37 | 6:14 | 38 | 6:26 | 39 | 6:15 | 40 | 6:29 |
| | 2:57:46 (18) | | 3:03:56 (18) | | 3:10:01 (17) | | 3:16:18 (17) | | 3:22:38 (17) | | 3:29:01 (17) | | 3:35:15 (16) | | 3:41:41 (16) | | 3:47:56 (16) | | 3:54:25 (16) |
| 41 | 6:16 | 42 | 6:25 | 43 | 6:37 | 44 | 6:44 | 45 | 6:52 | 46 | 6:39 | 47 | 6:16 | 48 | 6:14 | 49 | 6:02 | | |
| | 4:00:41 (15) | | 4:07:06 (15) | | 4:13:43 (15) | | 4:20:27 (15) | | 4:27:19 (15) | | 4:33:58 (15) | | 4:40:14 (15) | | 4:46:28 (15) | | 4:52:30 (15) | | |



RACE ANALYSIS
50 Kilometres Race Walk Women

16 Elianay PEREIRA

BRA 11 May 84 **5:11:26**

| | | | | | | | | | | | | | | | | | | | |
|----|--------------|----|--------------|----|--------------|----|--------------|----|--------------|----|--------------|----|--------------|----|--------------|----|--------------|----|--------------|
| 1 | 5:42 | 2 | 5:43 | 3 | 5:39 | 4 | 5:43 | 5 | 5:40 | 6 | 5:43 | 7 | 5:42 | 8 | 5:43 | 9 | 5:41 | 10 | 5:43 |
| | 5:42 (16) | | 11:25 (21) | | 17:04 (21) | | 22:47 (22) | | 28:27 (22) | | 34:10 (21) | | 39:52 (22) | | 45:35 (19) | | 51:16 (20) | | 56:59 (21) |
| 11 | 5:39 | 12 | 5:39 | 13 | 5:40 | 14 | 5:45 | 15 | 5:41 | 16 | 5:50 | 17 | 5:48 | 18 | 6:11 | 19 | 6:11 | 20 | 6:11 |
| | 1:02:38 (21) | | 1:08:17 (21) | | 1:13:57 (20) | | 1:19:42 (20) | | 1:25:23 (20) | | 1:31:13 (20) | | 1:37:01 (22) | | 1:43:12 (22) | | 1:49:23 (22) | | 1:55:34 (22) |
| 21 | 6:02 | 22 | 6:10 | 23 | 6:05 | 24 | 6:08 | 25 | 6:07 | 26 | 7:19 | 27 | 6:06 | 28 | 6:08 | 29 | 6:03 | 30 | 6:08 |
| | 2:01:36 (21) | | 2:07:46 (21) | | 2:13:51 (22) | | 2:19:59 (22) | | 2:26:06 (22) | | 2:33:25 (22) | | 2:39:31 (22) | | 2:45:39 (22) | | 2:51:42 (22) | | 2:57:50 (22) |
| 31 | 6:08 | 32 | 6:19 | 33 | 6:18 | 34 | 6:32 | 35 | 6:34 | 36 | 6:45 | 37 | 6:38 | 38 | 6:53 | 39 | 6:55 | 40 | 7:00 |
| | 3:03:58 (22) | | 3:10:17 (20) | | 3:16:35 (20) | | 3:23:07 (20) | | 3:29:41 (20) | | 3:36:26 (20) | | 3:43:04 (19) | | 3:49:57 (18) | | 3:56:52 (18) | | 4:03:52 (18) |
| 41 | 6:51 | 42 | 7:00 | 43 | 7:04 | 44 | 7:06 | 45 | 6:54 | 46 | 6:57 | 47 | 6:27 | 48 | 6:25 | 49 | 6:22 | | |
| | 4:10:43 (17) | | 4:17:43 (17) | | 4:24:47 (16) | | 4:31:53 (16) | | 4:38:47 (16) | | 4:45:44 (16) | | 4:52:11 (16) | | 4:58:36 (16) | | 5:04:58 (16) | | |

17 Katie BURNETT

USA 7 Oct 88 **5:23:05**

| | | | | | | | | | | | | | | | | | | | |
|----|--------------|----|--------------|----|--------------|----|--------------|----|--------------|----|--------------|----|--------------|----|--------------|----|--------------|----|--------------|
| 1 | 5:41 | 2 | 5:37 | 3 | 5:30 | 4 | 5:37 | 5 | 5:33 | 6 | 5:38 | 7 | 5:33 | 8 | 5:39 | 9 | 5:35 | 10 | 5:38 |
| | 5:41 (14) | | 11:18 (14) | | 16:48 (13) | | 22:25 (12) | | 27:58 (11) | | 33:36 (9) | | 39:09 (8) | | 44:48 (12) | | 50:23 (8) | | 56:01 (9) |
| 11 | 5:34 | 12 | 5:37 | 13 | 5:41 | 14 | 5:47 | 15 | 5:43 | 16 | 5:39 | 17 | 5:35 | 18 | 5:37 | 19 | 5:37 | 20 | 5:36 |
| | 1:01:35 (8) | | 1:07:12 (8) | | 1:12:53 (8) | | 1:18:40 (14) | | 1:24:23 (16) | | 1:30:02 (13) | | 1:35:37 (12) | | 1:41:14 (12) | | 1:46:51 (11) | | 1:52:27 (12) |
| 21 | 5:30 | 22 | 5:36 | 23 | 5:34 | 24 | 5:33 | 25 | 5:29 | 26 | 5:35 | 27 | 5:33 | 28 | 5:33 | 29 | 6:07 | 30 | 6:57 |
| | 1:57:57 (14) | | 2:03:33 (12) | | 2:09:07 (14) | | 2:14:40 (13) | | 2:20:09 (12) | | 2:25:44 (12) | | 2:31:17 (12) | | 2:36:50 (10) | | 2:42:57 (14) | | 2:49:54 (16) |
| 31 | 6:37 | 32 | 6:56 | 33 | 7:14 | 34 | 7:19 | 35 | 10:31 | 36 | 7:19 | 37 | 7:01 | 38 | 9:44 | 39 | 9:13 | 40 | 7:40 |
| | 2:56:31 (16) | | 3:03:27 (17) | | 3:10:41 (18) | | 3:18:00 (18) | | 3:28:31 (19) | | 3:35:50 (19) | | 3:42:51 (18) | | 3:52:35 (19) | | 4:01:48 (19) | | 4:09:28 (19) |
| 41 | 10:51 | 42 | 13:23 | 43 | 7:04 | 44 | 7:06 | 45 | 5:38 | 46 | 6:45 | 47 | 5:34 | 48 | 6:05 | 49 | 6:47 | | |
| | 4:20:19 (18) | | 4:33:42 (18) | | 4:39:37 (17) | | 4:45:18 (17) | | 4:50:56 (17) | | 4:57:41 (17) | | 5:03:15 (17) | | 5:09:20 (17) | | 5:16:07 (17) | | |

Nicole COLOMBI

ITA 29 Dec 95 **DNF**

| | | | | | | | | | | | | | | | | | | | |
|----|--------------|----|--------------|----|--------------|----|--------------|----|--------------|----|--------------|----|--------------|----|--------------|----|--------------|----|--------------|
| 1 | 5:42 | 2 | 5:40 | 3 | 5:39 | 4 | 5:45 | 5 | 5:41 | 6 | 5:45 | 7 | 5:38 | 8 | 5:45 | 9 | 5:40 | 10 | 5:37 |
| | 5:42 (15) | | 11:22 (19) | | 17:01 (19) | | 22:46 (21) | | 28:27 (21) | | 34:12 (22) | | 39:50 (21) | | 45:35 (21) | | 51:15 (19) | | 56:52 (19) |
| 11 | 5:23 | 12 | 5:35 | 13 | 5:29 | 14 | 5:36 | 15 | 5:31 | 16 | 5:34 | 17 | 5:30 | 18 | 5:44 | 19 | 5:36 | 20 | 5:36 |
| | 1:02:15 (19) | | 1:07:50 (19) | | 1:13:19 (19) | | 1:18:55 (19) | | 1:24:26 (18) | | 1:30:00 (8) | | 1:35:30 (8) | | 1:41:14 (8) | | 1:46:50 (8) | | 1:52:26 (8) |
| 21 | 5:30 | 22 | 5:38 | 23 | 5:32 | 24 | 5:34 | 25 | 5:29 | 26 | 5:35 | 27 | 5:33 | 28 | 5:32 | 29 | 5:33 | 30 | 5:40 |
| | 1:57:56 (8) | | 2:03:34 (14) | | 2:09:06 (9) | | 2:14:40 (9) | | 2:20:09 (8) | | 2:25:44 (8) | | 2:31:17 (8) | | 2:36:49 (8) | | 2:42:22 (8) | | 2:48:02 (8) |
| 31 | 5:37 | 32 | 5:39 | 33 | 5:45 | 34 | 6:00 | 35 | 6:45 | 36 | 5:58 | 37 | 6:09 | 38 | 6:47 | 39 | 9:23 | 40 | 8:12 |
| | 2:53:39 (12) | | 2:59:18 (12) | | 3:05:03 (12) | | 3:11:03 (13) | | 3:17:48 (15) | | 3:23:46 (15) | | 3:29:55 (14) | | 3:36:42 (14) | | 3:46:05 (14) | | 3:54:17 (15) |

Mariavittoria BECCHETTI

ITA 12 Dec 94 **DNF**

| | | | | | | | | | | | | | | | | | | | |
|----|--------------|----|--------------|----|--------------|----|--------------|----|--------------|----|--------------|----|--------------|----|--------------|----|--------------|----|--------------|
| 1 | 5:47 | 2 | 5:49 | 3 | 5:42 | 4 | 5:53 | 5 | 5:44 | 6 | 5:46 | 7 | 5:41 | 8 | 5:48 | 9 | 5:47 | 10 | 5:50 |
| | 5:47 (23) | | 11:36 (23) | | 17:18 (23) | | 23:11 (23) | | 28:55 (23) | | 34:41 (23) | | 40:22 (23) | | 46:10 (23) | | 51:57 (23) | | 57:47 (23) |
| 11 | 5:48 | 12 | 5:54 | 13 | 5:53 | 14 | 5:51 | 15 | 5:49 | 16 | 5:52 | 17 | 5:44 | 18 | 5:49 | 19 | 5:48 | 20 | 5:54 |
| | 1:03:35 (23) | | 1:09:29 (23) | | 1:15:22 (23) | | 1:21:13 (23) | | 1:27:02 (23) | | 1:32:54 (23) | | 1:38:38 (23) | | 1:44:27 (23) | | 1:50:15 (23) | | 1:56:09 (23) |
| 21 | 5:49 | 22 | 5:54 | 23 | 5:46 | 24 | 5:49 | 25 | 5:43 | 26 | 5:59 | 27 | 6:01 | 28 | 6:06 | 29 | 6:05 | 30 | 6:10 |
| | 2:01:58 (22) | | 2:07:52 (22) | | 2:13:38 (21) | | 2:19:27 (21) | | 2:25:10 (21) | | 2:31:09 (21) | | 2:37:10 (21) | | 2:43:16 (21) | | 2:49:21 (21) | | 2:55:31 (20) |
| 31 | 6:12 | 32 | 12:12 | | | | | | | | | | | | | | | | |
| | 3:01:43 (20) | | 3:13:55 (21) | | | | | | | | | | | | | | | | |

Valentyna MYRONCHUK

UKR 10 Aug 94 **DNF**

| | | | | | | | | | | | | | | | | | | | |
|----|--------------|----|--------------|----|--------------|----|--------------|----|--------------|----|--------------|----|--------------|----|--------------|----|--------------|----|--------------|
| 1 | 5:39 | 2 | 5:33 | 3 | 5:35 | 4 | 5:37 | 5 | 5:34 | 6 | 5:38 | 7 | 5:33 | 8 | 5:38 | 9 | 5:37 | 10 | 5:37 |
| | 5:39 (11) | | 11:12 (12) | | 16:47 (10) | | 22:24 (8) | | 27:58 (8) | | 33:36 (10) | | 39:09 (10) | | 44:47 (8) | | 50:24 (10) | | 56:01 (11) |
| 11 | 5:37 | 12 | 5:39 | 13 | 5:40 | 14 | 5:43 | 15 | 5:43 | 16 | 5:45 | 17 | 5:42 | 18 | 5:46 | 19 | 5:51 | 20 | 5:41 |
| | 1:01:38 (11) | | 1:07:17 (11) | | 1:12:57 (13) | | 1:18:40 (11) | | 1:24:23 (13) | | 1:30:08 (19) | | 1:35:50 (19) | | 1:41:36 (18) | | 1:47:27 (18) | | 1:53:08 (18) |
| 21 | 5:34 | 22 | 5:56 | 23 | 6:15 | 24 | 6:26 | 25 | 6:20 | 26 | 6:28 | 27 | 6:29 | 28 | 6:22 | 29 | 6:22 | 30 | 6:25 |
| | 1:58:42 (18) | | 2:04:38 (18) | | 2:10:53 (19) | | 2:17:19 (20) | | 2:23:39 (20) | | 2:30:07 (20) | | 2:36:36 (20) | | 2:42:58 (20) | | 2:49:20 (20) | | 2:55:45 (21) |
| 31 | 6:34 | 32 | 6:27 | 33 | 6:10 | 34 | 6:28 | 35 | 6:22 | 36 | 6:28 | 37 | 6:38 | 38 | 6:41 | 39 | 6:53 | 40 | 7:14 |
| | 3:02:19 (21) | | 3:08:46 (19) | | 3:14:56 (19) | | 3:21:24 (19) | | 3:27:46 (18) | | 3:34:14 (18) | | 3:40:52 (17) | | 3:47:33 (17) | | 3:54:26 (17) | | 4:01:40 (17) |
| 41 | 7:39 | 42 | 8:22 | | | | | | | | | | | | | | | | |
| | 4:09:19 (16) | | 4:17:41 (16) | | | | | | | | | | | | | | | | |

Inês HENRIQUES

POR 1 May 80 **DNF**

| | | | | | | | | | | | | | | | | | | | |
|----|-------------|----|--------------------|----|------------------|----|-------------|----|-------------|----|--------------------|----|--------------------|----|-------------|----|------------------|----|-------------|
| 1 | 5:38 | 2 | 5:33 | 3 | 5:35 | 4 | 5:37 | 5 | 5:34 | 6 | 5:37 | 7 | 5:30 | 8 | 5:19 | 9 | 5:20 | 10 | 5:35 |
| | 5:38 (3) | | 11:11 (3) | | 16:46 (1) | | 22:23 (3) | | 27:57 (4) | | 33:34 (4) | | 39:04 (4) | | 44:23 (4) | | 49:43 (1) | | 55:18 (2) |
| 11 | 5:22 | 12 | 5:25 | 13 | 5:23 | 14 | 5:25 | 15 | 5:21 | 16 | 5:20 | 17 | 5:18 | 18 | 5:20 | 19 | 5:15 | 20 | 5:24 |
| | 1:00:40 (2) | | 1:06:05 (1) | | 1:11:28 (2) | | 1:16:53 (3) | | 1:22:14 (3) | | 1:27:34 (1) | | 1:32:52 (1) | | 1:38:12 (2) | | 1:43:27 (2) | | 1:48:51 (2) |
| 21 | 5:20 | 22 | 5:25 | 23 | 5:20 | 24 | 5:25 | 25 | 5:23 | 26 | 5:21 | 27 | 5:22 | 28 | 5:36 | 29 | 5:32 | 30 | 5:39 |
| | 1:54:11 (2) | | 1:59:36 (3) | | 2:04:56 (3) | | 2:10:21 (3) | | 2:15:44 (4) | | 2:21:05 (4) | | 2:26:27 (4) | | 2:32:03 (4) | | 2:37:35 (4) | | 2:43:14 (4) |
| 31 | 5:35 | 32 | 6:01 | 33 | 5:59 | 34 | 5:59 | 35 | 5:38 | 36 | 6:41 | | | | | | | | |
| | 2:48:49 (4) | | 2:54:50 (5) | | 3:00:49 (5) | | 3:06:48 (5) | | 3:12:26 (5) | | 3:19:07 (6) | | | | | | | | |



RACE ANALYSIS
50 Kilometres Race Walk Women

Mária CZAKOVÁ

SVK

2 Oct 88

DNF

| | | | | | | | | | | | | | | | | | | | |
|----|--------------|----|--------------|----|--------------|----|--------------|----|--------------|----|--------------|----|--------------|----|--------------|----|--------------|----|--------------|
| 1 | 5:38 | 2 | 5:33 | 3 | 5:37 | 4 | 5:36 | 5 | 5:36 | 6 | 5:37 | 7 | 5:32 | 8 | 5:39 | 9 | 5:36 | 10 | 5:38 |
| | 5:38 (4) | | 11:11 (5) | | 16:48 (11) | | 22:24 (10) | | 28:00 (13) | | 33:37 (13) | | 39:09 (12) | | 44:48 (13) | | 50:24 (13) | | 56:02 (13) |
| 11 | 5:36 | 12 | 5:39 | 13 | 5:39 | 14 | 5:44 | 15 | 5:43 | 16 | 5:40 | 17 | 5:35 | 18 | 5:38 | 19 | 5:36 | 20 | 5:38 |
| | 1:01:38 (13) | | 1:07:17 (13) | | 1:12:56 (9) | | 1:18:40 (10) | | 1:24:23 (8) | | 1:30:03 (15) | | 1:35:38 (14) | | 1:41:16 (15) | | 1:46:52 (16) | | 1:52:30 (15) |
| 21 | 5:35 | 22 | 5:44 | 23 | 5:40 | 24 | 5:52 | 25 | 6:05 | 26 | 6:03 | 27 | 6:10 | 28 | 6:14 | 29 | 6:25 | 30 | 7:41 |
| | 1:58:05 (15) | | 2:03:49 (16) | | 2:09:29 (17) | | 2:15:21 (17) | | 2:21:26 (17) | | 2:27:29 (17) | | 2:33:39 (17) | | 2:39:53 (19) | | 2:46:18 (19) | | 2:53:59 (19) |
| 31 | 6:33 | | | | | | | | | | | | | | | | | | |
| | 3:00:32 (19) | | | | | | | | | | | | | | | | | | |

Ivana RENIĆ

CRO

21 Aug 96

DNF

| | | | | | | | | | | | | | | | | | | | |
|----|--------------|----|--------------|----|--------------|----|--------------|----|--------------|----|--------------|----|--------------|----|--------------|----|--------------|----|--------------|
| 1 | 5:42 | 2 | 5:35 | 3 | 5:31 | 4 | 5:37 | 5 | 5:36 | 6 | 5:36 | 7 | 5:33 | 8 | 5:38 | 9 | 5:37 | 10 | 5:37 |
| | 5:42 (20) | | 11:17 (13) | | 16:48 (14) | | 22:25 (13) | | 28:01 (14) | | 33:37 (14) | | 39:10 (14) | | 44:48 (14) | | 50:25 (14) | | 56:02 (14) |
| 11 | 5:36 | 12 | 5:39 | 13 | 5:40 | 14 | 5:43 | 15 | 5:43 | 16 | 5:40 | 17 | 5:37 | 18 | 6:11 | 19 | 6:23 | 20 | 7:14 |
| | 1:01:38 (14) | | 1:07:17 (14) | | 1:12:57 (14) | | 1:18:40 (15) | | 1:24:23 (15) | | 1:30:03 (16) | | 1:35:40 (17) | | 1:41:51 (19) | | 1:48:14 (20) | | 1:55:28 (21) |
| 21 | 7:43 | 22 | 16:18 | | | | | | | | | | | | | | | | |
| | 2:03:11 (23) | | 2:19:29 (23) | | | | | | | | | | | | | | | | |

Tiia KUIKKA

FIN

30 Nov 94

DNS

RESULTS



4 x 100 Metres Relay Women - Final

| RECORDS | RESULT | TEAM | COUNTRY | VENUE | DATE |
|--------------------------------|---------------------------|---------------|---------|----------------------------|-------------|
| World Record WR | 40.82 | United States | USA | London (Olympic Stadium) | 10 Aug 2012 |
| Championships Record CR | 41.07 | Jamaica | JAM | Beijing (National Stadium) | 29 Aug 2015 |
| World Leading WL | 41.44 | Jamaica | JAM | Doha | 5 Oct 2019 |
| Area Record AR | | | | | |
| | National Record NR | | | Season Best SB | |

5 October 2019 22:05 START TIME 27° C TEMPERATURE 71 % HUMIDITY

| PLACE | TEAM | BIB | LANE | REACTION | RESULT | Fn |
|-------|--|-----|------|----------|--------------|-----------|
| 1 | JAMAICA Natalliah WHYTE Shelly-Ann FRASER-PRYCE Jonielle SMITH Shericka JACKSON | JAM | 4 | 0.147 | 41.44 | WL |
| 2 | GREAT BRITAIN & NI Asha PHILIP Dina ASHER-SMITH Ashleigh NELSON Daryll NEITA | GBR | 6 | 0.127 | 41.85 | SB |
| 3 | UNITED STATES Dezerea BRYANT Teahna DANIELS Morolake AKINOSUN Kiara PARKER | USA | 7 | 0.161 | 42.10 | SB |
| 4 | SWITZERLAND Ajla DEL PONTE Sarah ATCHO Mujinga KAMBUNDJI Salomé KORA | SUI | 9 | 0.141 | 42.18 | NR |
| 5 | GERMANY Lisa Marie KWAYIE Yasmin KWADWO Jessica-Bianca WESSOLLY Gina LÜCKENKEMPER | GER | 2 | 0.171 | 42.48 | |
| 6 | TRINIDAD AND TOBAGO Semoy HACKETT Kelly-Ann BAPTISTE Mauricia PRIETO Kamaria DURANT | TTO | 5 | 0.173 | 42.71 | SB |
| 7 | ITALY Johanelis HERRERA ABREU Gloria HOOPER Anna BONGIORNI Irene SIRAGUSA | ITA | 3 | 0.154 | 42.98 | |
| | PR OF CHINA Xiaojing LIANG Yongli WEI Lingwei KONG Manqi GE | CHN | 8 | 0.169 | DQ | 170.7 |

NOTE IAAF Rule 170.7 - Passing the baton outside the takeover zone

RESULTS
4 x 100 Metres Relay Women - Final

| ALL-TIME TOP LIST | | | | SEASON TOP LIST | | | |
|-------------------|----------------------------------|--------------------------------------|-----------|-----------------|---------------------------|------------------------------|--------|
| RESULT | TEAM | VENUE | DATE | RESULT | TEAM | VENUE | 2019 |
| 40.82 | UNITED STATES (USA) | London (Olympic Stadium) | 10 Aug 12 | 41.44 | JAMAICA (JAM) | Doha | 5 Oct |
| 41.07 | JAMAICA (JAM) | Beijing (National Stadium) | 29 Aug 15 | 41.67 | GERMANY (GER) | Olympiastadion, Berlin (GER) | 1 Sep |
| 41.37 | GERMAN DEMOCRATIC REPUBLIC (GDR) | ce Stadium) | 6 Oct 85 | 41.85 | GREAT BRITAIN & NI (GBR) | Doha | 5 Oct |
| 41.49 | RUSSIA (RUS) | Stuttgart (Gottlieb-Daimler Stadion) | 22 Aug 93 | 42.10 | UNITED STATES (USA) | Doha | 5 Oct |
| 41.62 | GERMANY (GER) | Mannheim (Hoffmann) | 29 Jul 16 | 42.18 | SWITZERLAND (SUI) | Doha | 5 Oct |
| 41.77 | GREAT BRITAIN & NI (GBR) | e Janeiro (Estádio Olímpico) | 19 Aug 16 | 42.28 | NETHERLANDS (NED) | Zürich (SUI) | 29 Aug |
| 41.78 | FRANCE (FRA) | Paris Saint-Denis (Stade de France) | 30 Aug 03 | 42.31 | PR OF CHINA (CHN) | Olympiastadion, Berlin (GER) | 1 Sep |
| 41.92 | BAHAMAS (BAH) | Sevilla (La Cartuja) | 29 Aug 99 | 42.71 | TRINIDAD AND TOBAGO (TTO) | Doha | 5 Oct |
| 42.00 | USSR (URS) | Moskva (Lenin Stadium) | 17 Aug 85 | 42.90 | ITALY (ITA) | Doha | 4 Oct |
| 42.03 | TRINIDAD AND TOBAGO (TTO) | eijing (National Stadium) | 29 Aug 15 | 42.93 | FRANCE (FRA) | Lausanne (SUI) | 5 Jul |

RESULT PROGRESSION



4 x 100 Metres Relay Women - Final

| RECORDS | RESULT TEAM | COUNTRY | VENUE | DATE |
|--------------------------------|----------------------------|-----------------------|----------------------------|-------------|
| World Record WR | 40.82 United States | USA | London (Olympic Stadium) | 10 Aug 2012 |
| Championships Record CR | 41.07 Jamaica | JAM | Beijing (National Stadium) | 29 Aug 2015 |
| World Leading WL | 41.44 Jamaica | JAM | Doha | 5 Oct 2019 |
| Area Record AR | National Record NR | Season Best SB | | |

5 October 2019

| RANK | BIB | TEAM | PHASE | HEAT | LANE | PLACE | RESULT | |
|------|-----|---------------------|---------|------|------|-------|-----------------|-----------|
| 1 | | JAMAICA | Final | 1 | 4 | 1 | 41.44 | WL |
| | | | Round 1 | 2 | 8 | 1 | 42.11 Q | SB |
| 2 | | GREAT BRITAIN & NI | Final | 1 | 6 | 2 | 41.85 | SB |
| | | | Round 1 | 2 | 4 | 2 | 42.25 Q | SB |
| 3 | | UNITED STATES | Final | 1 | 7 | 3 | 42.10 | SB |
| | | | Round 1 | 1 | 3 | 4 | 42.46 Q | |
| 4 | | SWITZERLAND | Final | 1 | 9 | 4 | 42.18 | NR |
| | | | Round 1 | 1 | 7 | 6 | 42.82 Q | |
| 5 | | GERMANY | Final | 1 | 2 | 5 | 42.48 | |
| | | | Round 1 | 2 | 2 | 7 | 42.82 q | |
| 6 | | TRINIDAD AND TOBAGO | Final | 1 | 5 | 6 | 42.71 | SB |
| | | | Round 1 | 1 | 4 | 5 | 42.75 Q | SB |
| 7 | | ITALY | Final | 1 | 3 | 7 | 42.98 | |
| | | | Round 1 | 2 | 7 | 8 | 42.90 q | NR |
| | | PR OF CHINA | Final | 1 | 8 | | DQ 170.7 | |
| | | | Round 1 | 2 | 6 | 3 | 42.36 Q | |

NOTE IAAF Rule 170.7 - Passing the baton outside the takeover zone

| ALL-TIME TOP LIST | | | | SEASON TOP LIST | | | |
|-------------------|----------------------------------|--------------------------------------|-----------|-----------------|---------------------------|------------------------------|--------|
| RESULT | TEAM | VENUE | DATE | RESULT | TEAM | VENUE | 2019 |
| 40.82 | UNITED STATES (USA) | London (Olympic Stadium) | 10 Aug 12 | 41.44 | JAMAICA (JAM) | Doha | 5 Oct |
| 41.07 | JAMAICA (JAM) | Beijing (National Stadium) | 29 Aug 15 | 41.67 | GERMANY (GER) | Olympiastadion, Berlin (GER) | 1 Sep |
| 41.37 | GERMAN DEMOCRATIC REPUBLIC (GDR) | ce Stadium) | 6 Oct 85 | 41.85 | GREAT BRITAIN & NI (GBR) | Doha | 5 Oct |
| 41.49 | RUSSIA (RUS) | Stuttgart (Gottlieb-Daimler Stadion) | 22 Aug 93 | 42.10 | UNITED STATES (USA) | Doha | 5 Oct |
| 41.62 | GERMANY (GER) | Mannheim (Hoffmann) | 29 Jul 16 | 42.18 | SWITZERLAND (SUI) | Doha | 5 Oct |
| 41.77 | GREAT BRITAIN & NI (GBR) | e Janeiro (Estádio Olímpico) | 19 Aug 16 | 42.28 | NETHERLANDS (NED) | Zürich (SUI) | 29 Aug |
| 41.78 | FRANCE (FRA) | Paris Saint-Denis (Stade de France) | 30 Aug 03 | 42.31 | PR OF CHINA (CHN) | Olympiastadion, Berlin (GER) | 1 Sep |
| 41.92 | BAHAMAS (BAH) | Sevilla (La Cartuja) | 29 Aug 99 | 42.71 | TRINIDAD AND TOBAGO (TTO) | Doha | 5 Oct |
| 42.00 | USSR (URS) | Moskva (Lenin Stadium) | 17 Aug 85 | 42.90 | ITALY (ITA) | Doha | 4 Oct |
| 42.03 | TRINIDAD AND TOBAGO (TTO) | eijing (National Stadium) | 29 Aug 15 | 42.93 | FRANCE (FRA) | Lausanne (SUI) | 5 Jul |

SUMMARY



4 x 100 Metres Relay Women - Round 1

First 3 in each heat (Q) and the next 2 fastest (q) advance to the Final

| RECORDS | RESULT TEAM | COUNTRY | VENUE | DATE |
|--------------------------------|----------------------------|-----------------------|------------------------------|-------------|
| World Record WR | 40.82 United States | USA | London (Olympic Stadium) | 10 Aug 2012 |
| Championships Record CR | 41.07 Jamaica | JAM | Beijing (National Stadium) | 29 Aug 2015 |
| World Leading WL | 41.67 Germany | GER | Olympiastadion, Berlin (GER) | 1 Sep 2019 |
| Area Record AR | National Record NR | Season Best SB | | |

4 October 2019

| RANK | PLACE | HEAT | LANE | BIB | TEAM | REACTION | RESULT | | |
|------|-------|------|------|-----|---------------------|-----------|---------------------|------------|-----------|
| 1 | 1 | 2 | 8 | JAM | JAMAICA | 0.172 | 42.11 | Q | SB |
| 2 | 2 | 2 | 4 | GBR | GREAT BRITAIN & NI | 0.130 | 42.25 | Q | SB |
| 3 | 3 | 2 | 6 | CHN | PR OF CHINA | 0.155 | 42.36 | Q | |
| 4 | 1 | 1 | 3 | USA | UNITED STATES | | 42.46 | Q | |
| 5 | 2 | 1 | 4 | TTO | TRINIDAD AND TOBAGO | | 42.75 | Q | SB |
| 6 | 3 | 1 | 7 | SUI | SWITZERLAND | | 42.82 (.811) | Q | |
| 7 | 4 | 2 | 2 | GER | GERMANY | 0.158 | 42.82 (.817) | q | |
| 8 | 5 | 2 | 7 | ITA | ITALY | 0.154 | 42.90 | q | NR |
| 9 | 4 | 1 | 2 | NED | NETHERLANDS | | 43.01 | | |
| 10 | 6 | 2 | 3 | NGR | NIGERIA | 0.171 | 43.05 | | SB |
| 11 | 7 | 2 | 5 | GHA | GHANA | 0.143 | 43.62 | | SB |
| 12 | 5 | 1 | 5 | KAZ | KAZAKHSTAN | | 43.79 | | |
| 13 | 6 | 1 | 9 | DEN | DENMARK | | 43.92 | | |
| | | | 1 | 6 | AUS | AUSTRALIA | | DNF | |
| | | | 2 | 9 | BRA | BRAZIL | 0.139 | DQ | 163.3(a) |
| | | | 1 | 8 | FRA | FRANCE | | DQ | 170.7 |

NOTE IAAF Rule 170.7 - Passing the baton outside the takeover zone
IAAF Rule 163.3(a) - Lane infringement

| ALL-TIME TOP LIST | | | | SEASON TOP LIST | | | |
|-------------------|----------------------------------|--------------------------------------|-----------|-----------------|---------------------------|------------------------------|--------|
| RESULT | TEAM | VENUE | DATE | RESULT | TEAM | VENUE | 2019 |
| 40.82 | UNITED STATES (USA) | London (Olympic Stadium) | 10 Aug 12 | 41.67 | GERMANY (GER) | Olympiastadion, Berlin (GER) | 1 Sep |
| 41.07 | JAMAICA (JAM) | Beijing (National Stadium) | 29 Aug 15 | 42.11 | JAMAICA (JAM) | Doha | 4 Oct |
| 41.37 | GERMAN DEMOCRATIC REPUBLIC (GDR) | ce Stadium) | 6 Oct 85 | 42.21 | UNITED STATES (USA) | Austin, TX (USA) | 8 Jun |
| 41.49 | RUSSIA (RUS) | Stuttgart (Gottlieb-Daimler Stadion) | 22 Aug 93 | 42.25 | GREAT BRITAIN & NI (GBR) | Doha | 4 Oct |
| 41.62 | GERMANY (GER) | Mannheim (Hoffmann) | 29 Jul 16 | 42.28 | NETHERLANDS (NED) | Zürich (SUI) | 29 Aug |
| 41.77 | GREAT BRITAIN & NI (GBR) | e Janeiro (Estádio Olímpico) | 19 Aug 16 | 42.31 | PR OF CHINA (CHN) | Olympiastadion, Berlin (GER) | 1 Sep |
| 41.78 | FRANCE (FRA) | Paris Saint-Denis (Stade de France) | 30 Aug 03 | 42.60 | SWITZERLAND (SUI) | Lausanne (SUI) | 5 Jul |
| 41.92 | BAHAMAS (BAH) | Sevilla (La Cartuja) | 29 Aug 99 | 42.75 | TRINIDAD AND TOBAGO (TTO) | Doha | 4 Oct |
| 42.00 | USSR (URS) | Moskva (Lenin Stadium) | 17 Aug 85 | 42.90 | ITALY (ITA) | Doha | 4 Oct |
| 42.03 | TRINIDAD AND TOBAGO (TTO) | eijing (National Stadium) | 29 Aug 15 | 42.93 | FRANCE (FRA) | Lausanne (SUI) | 5 Jul |



RESULTS



4 x 100 Metres Relay Women - Round 1

First 3 in each heat (Q) and the next 2 fastest (q) advance to the Final

| RECORDS | RESULT | TEAM | COUNTRY | VENUE | DATE |
|--------------------------------|--------|---------------------------|---------|------------------------------|-------------|
| World Record WR | 40.82 | United States | USA | London (Olympic Stadium) | 10 Aug 2012 |
| Championships Record CR | 41.07 | Jamaica | JAM | Beijing (National Stadium) | 29 Aug 2015 |
| World Leading WL | 41.67 | Germany | GER | Olympiastadion, Berlin (GER) | 1 Sep 2019 |
| Area Record AR | | National Record NR | | Season Best SB | |

Heat 1

2

4 October 2019 20:40 START TIME

26° C TEMPERATURE 61 % HUMIDITY

| PLACE | TEAM | BIB | LANE | REACTION | RESULT | Fn |
|-------|--|-----|------|----------|---------------------|-------------|
| 1 | UNITED STATES Dezerea BRYANT Teahna DANIELS Morolake AKINOSUN Kiara PARKER | USA | 3 | | 42.46 | Q |
| 2 | TRINIDAD AND TOBAGO Semoy HACKETT Kelly-Ann BAPTISTE Reyare THOMAS Kamaria DURANT | TTO | 4 | | 42.75 | Q SB |
| 3 | SWITZERLAND Ajla DEL PONTE Sarah ATCHO Mujinga KAMBUNDJI Salomé KORA | SUI | 7 | | 42.82 (.811) | Q |
| 4 | NETHERLANDS Nargélis STATIA PIETER Marije VAN HUNENSTIJN Jamile SAMUEL Naomi SEDNEY | NED | 2 | | 43.01 | |
| 5 | KAZAKHSTAN Rima KASHAFUTDINOVA Elina MIKHINA Svetlana GOLENDOVA Olga SAFRONOVA | KAZ | 5 | | 43.79 | |
| 6 | DENMARK Astrid GLENNER-FRANDSEN Ida KARSTOFT Mette GRAVERSGAARD Mathilde U. KRAMER | DEN | 9 | | 43.92 | |
| | AUSTRALIA Melissa BREEN Nana Adoma OWUSU-AFRIYIE Maddie COATES Celeste MUCCI | AUS | 6 | | DNF | |
| | FRANCE Carolle ZAH Cynthia LEDUC Estelle RAFFAI Orlann OMBISSA-DZANGUE | FRA | 8 | | DQ | 170.7 |

NOTE IAAF Rule 170.7 - Passing the baton outside the takeover zone

RESULTS
4 x 100 Metres Relay Women - Round 1

Heat 2 **2**

4 October 2019 20:48 START TIME

26° C 61 %
TEMPERATURE HUMIDITY

| PLACE | TEAM | BIB | LANE | REACTION | RESULT | | Fn |
|-------|--|-----|------|----------|---------------------|---|----------|
| 1 | JAMAICA Natalliah WHYTE Shelly-Ann FRASER-PRYCE Jonielle SMITH Natasha MORRISON | JAM | 8 | 0.172 | 42.11 | Q | SB |
| 2 | GREAT BRITAIN & NI Asha PHILIP Imani LANSIQUOT Ashleigh NELSON Daryll NEITA | GBR | 4 | 0.130 | 42.25 | Q | SB |
| 3 | PR OF CHINA Xiaojing LIANG Yongli WEI Lingwei KONG Manqi GE | CHN | 6 | 0.155 | 42.36 | Q | |
| 4 | GERMANY Lisa Marie KWAYIE Yasmin KWADWO Jessica-Bianca WESSOLLY Gina LÜCKENKEMPER | GER | 2 | 0.158 | 42.82 (.817) | q | |
| 5 | ITALY Johanelis HERRERA ABREU Gloria HOOPER Anna BONGIORNI Irene SIRAGUSA | ITA | 7 | 0.154 | 42.90 | q | NR |
| 6 | NIGERIA Joy UDO-GABRIEL Blessing OKAGBARE Mercy NTIA-OBONG Rosemary CHUKWUMA | NGR | 3 | 0.171 | 43.05 | | SB |
| 7 | GHANA Flings OWUSU-AGYAPONG Gemma ACHEAMPONG Persis WILLIAM-MENSAH Halutie HOR | GHA | 5 | 0.143 | 43.62 | | SB |
| | BRAZIL Bruna Jessica FARIAS Vitoria Cristina ROSA Lorraine MARTINS Rosângela SANTOS | BRA | 9 | 0.139 | DQ | | 163.3(a) |

NOTE IAAF Rule 163.3(a) - Lane infringement

| ALL-TIME TOP LIST | | | | SEASON TOP LIST | | | |
|-------------------|----------------------------------|--------------------------------------|-----------|-----------------|---------------------------|------------------------------|--------|
| RESULT | TEAM | VENUE | DATE | RESULT | TEAM | VENUE | 2019 |
| 40.82 | UNITED STATES (USA) | London (Olympic Stadium) | 10 Aug 12 | 41.67 | GERMANY (GER) | Olympiastadion, Berlin (GER) | 1 Sep |
| 41.07 | JAMAICA (JAM) | Beijing (National Stadium) | 29 Aug 15 | 42.11 | JAMAICA (JAM) | Doha | 4 Oct |
| 41.37 | GERMAN DEMOCRATIC REPUBLIC (GDR) | ce Stadium | 6 Oct 85 | 42.21 | UNITED STATES (USA) | Austin, TX (USA) | 8 Jun |
| 41.49 | RUSSIA (RUS) | Stuttgart (Gottlieb-Daimler Stadion) | 22 Aug 93 | 42.25 | GREAT BRITAIN & NI (GBR) | Doha | 4 Oct |
| 41.62 | GERMANY (GER) | Mannheim (Hoffmann) | 29 Jul 16 | 42.28 | NETHERLANDS (NED) | Zürich (SUI) | 29 Aug |
| 41.77 | GREAT BRITAIN & NI (GBR) | e Janeiro (Estádio Olímpico) | 19 Aug 16 | 42.31 | PR OF CHINA (CHN) | Olympiastadion, Berlin (GER) | 1 Sep |
| 41.78 | FRANCE (FRA) | Paris Saint-Denis (Stade de France) | 30 Aug 03 | 42.60 | SWITZERLAND (SUI) | Lausanne (SUI) | 5 Jul |
| 41.92 | BAHAMAS (BAH) | Sevilla (La Cartuja) | 29 Aug 99 | 42.75 | TRINIDAD AND TOBAGO (TTO) | Doha | 4 Oct |
| 42.00 | USSR (URS) | Moskva (Lenin Stadium) | 17 Aug 85 | 42.90 | ITALY (ITA) | Doha | 4 Oct |
| 42.03 | TRINIDAD AND TOBAGO (TTO) | eijing (National Stadium) | 29 Aug 15 | 42.93 | FRANCE (FRA) | Lausanne (SUI) | 5 Jul |

Timing by SEIKO

AT-4X1-W-h----.RS6..v1

Issued at 20:56 on Friday, 04 October 2019

2 **2**



RESULTS



4 x 400 Metres Relay Women - Final

TEAM JAM REINSTATED. EARLIER DECISION REVERSED BY THE REFEREE

| RECORDS | RESULT TEAM | COUNTRY | VENUE | DATE |
|--------------------------------|------------------------------|-----------------------|--------------------------------------|-------------|
| World Record WR | 3:15.17 USSR | URS | Seoul (Olympic Stadium) | 1 Oct 1988 |
| Championships Record CR | 3:16.71 United States | USA | Stuttgart (Gottlieb-Daimler Stadion) | 22 Aug 1993 |
| World Leading WL | 3:18.92 United States | USA | Doha | 6 Oct 2019 |
| Area Record AR | National Record NR | Season Best SB | | |

6 October 2019 21:19 START TIME 24° C TEMPERATURE 64 % HUMIDITY

| PLACE | TEAM | BIB | LANE | REACTION | RESULT | Fn |
|-------|---|-----|------|----------|--|---|
| 1 | UNITED STATES Phyllis FRANCIS Sydney MCLAUGHLIN Dalilah MUHAMMAD Wadeline JONATHAS | USA | 7 | 0.253 | 3:18.92 49.51 (1) 49.78 (1) 49.43 (1) 50.20 (1) | WL 1:39.29 (1) 2:28.72 (1) |
| 2 | POLAND Iga BAUMGART-WITAN Patrycja WYCISZKIEWICZ Małgorzata HOŁUB-KOWALIK Justyna ŚWIĘTY-ERSETIC | POL | 6 | 0.167 | 3:21.89 | NR |
| 3 | JAMAICA Anastasia LE-ROY Tiffany JAMES Stephenie Ann MCPHERSON Shericka JACKSON | JAM | 4 | 0.183 | 3:22.37 | SB |
| 4 | GREAT BRITAIN & NI Zoey CLARK Jodie WILLIAMS Emily DIAMOND Lavai NIELSEN | GBR | 5 | 0.165 | 3:23.02 | SB |
| 5 | BELGIUM Hanne CLAES Imke VERVAET Paulien COUCKUYT Camille LAUS | BEL | 2 | 0.172 | 3:27.15 | |
| 6 | UKRAINE Kateryna KLYMIUK Olha LYAKHOVA Tetyana MELNYK Anna RYZHYKOVA | UKR | 8 | 0.212 | 3:27.48 | |
| 7 | NETHERLANDS Lieke KLAVER Lisanne DE WITTE Bianca BAAK Femke BOL | NED | 3 | 0.152 | 3:27.89 | |
| | CANADA Alicia BROWN Aiyanna-Brigitte STIVERNE Madeline PRICE Sage WATSON | CAN | 9 | 0.210 | DQ | 163.3(a) |

NOTE IAAF Rule 163.3(a) - Lane infringement

INTERMEDIATE TIMES

| | | | |
|-------|-----------------------|------|-----------------------|
| 400m | 49.51 UNITED STATES | 800m | 1:39.29 UNITED STATES |
| 1200m | 2:28.72 UNITED STATES | | |

RESULTS
4 x 400 Metres Relay Women - Final

TEAM JAM REINSTATED. EARLIER DECISION REVERSED BY THE REFEREE

| ALL-TIME TOP LIST | | | | SEASON TOP LIST | | | |
|-------------------|----------------------------------|--------------------------------------|-----------|-----------------|--------------------------|-----------------|--------|
| RESULT | TEAM | VENUE | DATE | RESULT | TEAM | VENUE | 2019 |
| 3:15.17 | USSR (URS) | Seoul (Olympic Stadium) | 1 Oct 88 | 3:18.92 | UNITED STATES (USA) | Doha | 6 Oct |
| 3:15.51 | UNITED STATES (USA) | Seoul (Olympic Stadium) | 1 Oct 88 | 3:21.89 | POLAND (POL) | Doha | 6 Oct |
| 3:15.92 | GERMAN DEMOCRATIC REPUBLIC (GDR) | off Stadium | 3 Jun 84 | 3:22.37 | JAMAICA (JAM) | Doha | 6 Oct |
| 3:18.38 | RUSSIA (RUS) | Stuttgart (Gottlieb-Daimler Stadion) | 22 Aug 93 | 3:23.02 | GREAT BRITAIN & NI (GBR) | Doha | 6 Oct |
| 3:18.71 | JAMAICA (JAM) | Daegu (DS) | 3 Sep 11 | 3:25.86 | CANADA (CAN) | Doha | 5 Oct |
| 3:20.04 | GREAT BRITAIN & NI (GBR) | Osaka (Nagai Stadium) | 2 Sep 07 | 3:26.57 | UKRAINE (UKR) | Doha | 5 Oct |
| 3:20.20 | UNIFIED TEAM (EUN) | Barcelona (Estadio Olímpico) | 8 Aug 92 | 3:26.58 | BELGIUM (BEL) | Doha | 5 Oct |
| 3:20.32 | CZECHOSLOVAKIA (TCH) | Helsinki (Olympic Stadium) | 14 Aug 83 | 3:27.32 | ITALY (ITA) | Bydgoszcz (POL) | 11 Aug |
| 3:20.92 | GERMANY (GER) | Athína (Olympic Stadium) | 10 Aug 97 | 3:27.40 | NETHERLANDS (NED) | Doha | 5 Oct |
| 3:21.04 | NIGERIA (NGR) | Atlanta (Olympic Stadium), GA | 3 Aug 96 | 3:28.64 | AUSTRALIA (AUS) | Doha | 5 Oct |

RACE ANALYSIS



4 x 400 Metres Relay Women - Final

TEAM JAM REINSTATED. EARLIER DECISION REVERSED BY THE REFEREE

6 October 2019 21:19 START TIME 24° C TEMPERATURE 64 % HUMIDITY

| | | | | | |
|---|------|---|------|---|-------|
| 1 | 400m | 2 | 800m | 3 | 1200m |
|---|------|---|------|---|-------|

| 1 UNITED STATES | | | | | | USA | 3:18.92 | WL |
|-----------------|--------------------|---|--------------------|---|--------------------|-----|---------|----------|
| 1 | 49.51 | 2 | 49.78 | 3 | 49.43 | | | |
| | 49.51 (1) | | 1:39.29 (1) | | 2:28.72 (1) | | | |
| 2 | POLAND | | | | | POL | 3:21.89 | |
| 3 | JAMAICA | | | | | JAM | 3:22.37 | |
| 4 | GREAT BRITAIN & NI | | | | | GBR | 3:23.02 | |
| 5 | BELGIUM | | | | | BEL | 3:27.15 | |
| 6 | UKRAINE | | | | | UKR | 3:27.48 | |
| 7 | NETHERLANDS | | | | | NED | 3:27.89 | |
| | CANADA | | | | | CAN | DQ | 163.3(a) |

NOTE IAAF Rule 163.3(a) - Lane infringement



RESULT PROGRESSION



4 x 400 Metres Relay Women - Final

TEAM JAM REINSTATED. EARLIER DECISION REVERSED BY THE REFEREE

| RECORDS | RESULT TEAM | COUNTRY | VENUE | DATE |
|--------------------------------|------------------------------|---------|--------------------------------------|-------------|
| World Record WR | 3:15.17 USSR | URS | Seoul (Olympic Stadium) | 1 Oct 1988 |
| Championships Record CR | 3:16.71 United States | USA | Stuttgart (Gottlieb-Daimler Stadion) | 22 Aug 1993 |
| World Leading WL | 3:18.92 United States | USA | Doha | 6 Oct 2019 |
| Area Record AR | National Record NR | | Season Best SB | |

6 October 2019

| RANK | BIB | TEAM | PHASE | HEAT | LANE | PLACE | RESULT | |
|------|-----|--------------------|---------|------|------|-------|--------------------|-----------|
| 1 | | UNITED STATES | Final | 1 | 7 | 1 | 3:18.92 | WL |
| | | | Round 1 | 2 | 6 | 1 | 3:22.96 Q | WL |
| 2 | | POLAND | Final | 1 | 6 | 2 | 3:21.89 | NR |
| | | | Round 1 | 1 | 4 | 4 | 3:25.78 Q | |
| 3 | | JAMAICA | Final | 1 | 4 | 3 | 3:22.37 | SB |
| | | | Round 1 | 1 | 7 | 2 | 3:23.64 Q | WL |
| 4 | | GREAT BRITAIN & NI | Final | 1 | 5 | 4 | 3:23.02 | SB |
| | | | Round 1 | 2 | 3 | 3 | 3:24.99 Q | SB |
| 5 | | BELGIUM | Final | 1 | 2 | 5 | 3:27.15 | |
| | | | Round 1 | 2 | 4 | 7 | 3:26.58 q | NR |
| 6 | | UKRAINE | Final | 1 | 8 | 6 | 3:27.48 | |
| | | | Round 1 | 2 | 2 | 6 | 3:26.57 Q | SB |
| 7 | | NETHERLANDS | Final | 1 | 3 | 7 | 3:27.89 | |
| | | | Round 1 | 1 | 3 | 8 | 3:27.40 q | SB |
| | | CANADA | Final | 1 | 9 | | DQ 163.3(a) | |
| | | | Round 1 | 1 | 8 | 5 | 3:25.86 Q | SB |

NOTE IAAF Rule 163.3(a) - Lane infringement

| ALL-TIME TOP LIST | | | | SEASON TOP LIST | | | |
|-------------------|----------------------------------|--------------------------------------|-----------|-----------------|--------------------------|-----------------|--------|
| RESULT | TEAM | VENUE | DATE | RESULT | TEAM | VENUE | 2019 |
| 3:15.17 | USSR (URS) | Seoul (Olympic Stadium) | 1 Oct 88 | 3:18.92 | UNITED STATES (USA) | Doha | 6 Oct |
| 3:15.51 | UNITED STATES (USA) | Seoul (Olympic Stadium) | 1 Oct 88 | 3:21.89 | POLAND (POL) | Doha | 6 Oct |
| 3:15.92 | GERMAN DEMOCRATIC REPUBLIC (GDR) | off Stadium | 3 Jun 84 | 3:22.37 | JAMAICA (JAM) | Doha | 6 Oct |
| 3:18.38 | RUSSIA (RUS) | Stuttgart (Gottlieb-Daimler Stadion) | 22 Aug 93 | 3:23.02 | GREAT BRITAIN & NI (GBR) | Doha | 6 Oct |
| 3:18.71 | JAMAICA (JAM) | Daegu (DS) | 3 Sep 11 | 3:25.86 | CANADA (CAN) | Doha | 5 Oct |
| 3:20.04 | GREAT BRITAIN & NI (GBR) | Osaka (Nagai Stadium) | 2 Sep 07 | 3:26.57 | UKRAINE (UKR) | Doha | 5 Oct |
| 3:20.20 | UNIFIED TEAM (EUN) | Barcelona (Estadio Olímpico) | 8 Aug 92 | 3:26.58 | BELGIUM (BEL) | Doha | 5 Oct |
| 3:20.32 | CZECHOSLOVAKIA (TCH) | Helsinki (Olympic Stadium) | 14 Aug 83 | 3:27.32 | ITALY (ITA) | Bydgoszcz (POL) | 11 Aug |
| 3:20.92 | GERMANY (GER) | Athina (Olympic Stadium) | 10 Aug 97 | 3:27.40 | NETHERLANDS (NED) | Doha | 5 Oct |
| 3:21.04 | NIGERIA (NGR) | Atlanta (Olympic Stadium), GA | 3 Aug 96 | 3:28.64 | AUSTRALIA (AUS) | Doha | 5 Oct |

SUMMARY



4 x 400 Metres Relay Women - Round 1

First 3 in each heat (Q) and the next 2 fastest (q) advance to the Final

| RECORDS | RESULT TEAM | COUNTRY | VENUE | DATE |
|--------------------------------|------------------------------|-----------------------|--------------------------------------|-------------|
| World Record WR | 3:15.17 USSR | URS | Seoul (Olympic Stadium) | 1 Oct 1988 |
| Championships Record CR | 3:16.71 United States | USA | Stuttgart (Gottlieb-Daimler Stadion) | 22 Aug 1993 |
| World Leading WL | 3:22.96 United States | USA | Doha | 5 Oct 2019 |
| Area Record AR | National Record NR | Season Best SB | | |

5 October 2019

| RANK | PLACE | HEAT | LANE | BIB | TEAM | REACTION | RESULT | | |
|------|-------|------|------|-----|--------------------|----------|----------------|---|-----------|
| 1 | 1 | 2 | 6 | USA | UNITED STATES | 0.250 | 3:22.96 | Q | WL |
| 2 | 1 | 1 | 7 | JAM | JAMAICA | 0.208 | 3:23.64 | Q | WL |
| 3 | 2 | 2 | 3 | GBR | GREAT BRITAIN & NI | 0.172 | 3:24.99 | Q | SB |
| 4 | 2 | 1 | 4 | POL | POLAND | 0.171 | 3:25.78 | Q | |
| 5 | 3 | 1 | 8 | CAN | CANADA | 0.191 | 3:25.86 | Q | SB |
| 6 | 3 | 2 | 2 | UKR | UKRAINE | 0.170 | 3:26.57 | Q | SB |
| 7 | 4 | 2 | 4 | BEL | BELGIUM | 0.166 | 3:26.58 | q | NR |
| 8 | 4 | 1 | 3 | NED | NETHERLANDS | 0.183 | 3:27.40 | q | SB |
| 9 | 5 | 2 | 9 | ITA | ITALY | 0.218 | 3:27.57 | | |
| 10 | 5 | 1 | 5 | AUS | AUSTRALIA | 0.234 | 3:28.64 | | SB |
| 11 | 6 | 1 | 6 | IND | INDIA | 0.198 | 3:29.42 | | SB |
| 12 | 7 | 1 | 9 | FRA | FRANCE | 0.199 | 3:29.66 | | SB |
| 13 | 6 | 2 | 5 | CUB | CUBA | 0.202 | 3:29.84 | | SB |
| 14 | 7 | 2 | 8 | SUI | SWITZERLAND | 0.216 | 3:30.63 | | |
| 15 | 8 | 1 | 2 | NGR | NIGERIA | 0.193 | 3:35.90 | | |
| | 2 | 7 | | BOT | BOTSWANA | | DNS | | |

| ALL-TIME TOP LIST | | | | SEASON TOP LIST | | | |
|-------------------|----------------------------------|--------------------------------------|-----------|-----------------|--------------------------|-----------------|--------|
| RESULT | TEAM | VENUE | DATE | RESULT | TEAM | VENUE | 2019 |
| 3:15.17 | USSR (URS) | Seoul (Olympic Stadium) | 1 Oct 88 | 3:22.96 | UNITED STATES (USA) | Doha | 5 Oct |
| 3:15.51 | UNITED STATES (USA) | Seoul (Olympic Stadium) | 1 Oct 88 | 3:23.64 | JAMAICA (JAM) | Doha | 5 Oct |
| 3:15.92 | GERMAN DEMOCRATIC REPUBLIC (GDR) | off Stadium | 3 Jun 84 | 3:24.81 | POLAND (POL) | Bydgoszcz (POL) | 11 Aug |
| 3:18.38 | RUSSIA (RUS) | Stuttgart (Gottlieb-Daimler Stadion) | 22 Aug 93 | 3:24.99 | GREAT BRITAIN & NI (GBR) | Doha | 5 Oct |
| 3:18.71 | JAMAICA (JAM) | Daegu (DS) | 3 Sep 11 | 3:25.86 | CANADA (CAN) | Doha | 5 Oct |
| 3:20.04 | GREAT BRITAIN & NI (GBR) | Osaka (Nagai Stadium) | 2 Sep 07 | 3:26.57 | UKRAINE (UKR) | Doha | 5 Oct |
| 3:20.20 | UNIFIED TEAM (EUN) | Barcelona (Estadio Olímpico) | 8 Aug 92 | 3:26.58 | BELGIUM (BEL) | Doha | 5 Oct |
| 3:20.32 | CZECHOSLOVAKIA (TCH) | Helsinki (Olympic Stadium) | 14 Aug 83 | 3:27.32 | ITALY (ITA) | Bydgoszcz (POL) | 11 Aug |
| 3:20.92 | GERMANY (GER) | Athina (Olympic Stadium) | 10 Aug 97 | 3:27.40 | NETHERLANDS (NED) | Doha | 5 Oct |
| 3:21.04 | NIGERIA (NGR) | Atlanta (Olympic Stadium), GA | 3 Aug 96 | 3:28.64 | AUSTRALIA (AUS) | Doha | 5 Oct |



RACE ANALYSIS



4 x 400 Metres Relay Women - Round 1

First 3 in each heat (Q) and the next 2 fastest (q) advance to the Final

Heat 2 **2**

5 October 2019 20:10 START TIME

27° C TEMPERATURE 71 % HUMIDITY

1 400m 2 800m 3 1200m

| | | | | | | |
|--------------------|--------------------|-------------------------------|-------|----------------|----------------|-----------|
| 1 | | UNITED STATES | | USA | 3:22.96 | WL |
| 2 | 1:41.98 | 3 | 51.13 | | | |
| 1:41.98 (1) | | 2:33.11 (1) | | | | |
| 2 | | GREAT BRITAIN & NI | | GBR | 3:24.99 | SB |
| 1 | 51.14 | | | | | |
| 51.14 (1) | | | | | | |
| 3 | UKRAINE | | UKR | 3:26.57 | | |
| 4 | BELGIUM | | BEL | 3:26.58 | | |
| 5 | ITALY | | ITA | 3:27.57 | | |
| 6 | CUBA | | CUB | 3:29.84 | | |
| 7 | SWITZERLAND | | SUI | 3:30.63 | | |
| | BOTSWANA | | BOT | DNS | | |

RESULTS



4 x 400 Metres Relay Women - Round 1

First 3 in each heat (Q) and the next 2 fastest (q) advance to the Final

| RECORDS | RESULT | TEAM | COUNTRY | VENUE | DATE |
|--------------------------------|---------------------------|---------------|-----------------------|--------------------------------------|-------------|
| World Record WR | 3:15.17 | USSR | URS | Seoul (Olympic Stadium) | 1 Oct 1988 |
| Championships Record CR | 3:16.71 | United States | USA | Stuttgart (Gottlieb-Daimler Stadion) | 22 Aug 1993 |
| World Leading WL | 3:22.96 | United States | USA | Doha | 5 Oct 2019 |
| Area Record AR | | | | | |
| | National Record NR | | | | |
| | | | Season Best SB | | |

Heat 1

2

5 October 2019 19:55 START TIME

27° C TEMPERATURE 71 % HUMIDITY

| PLACE | TEAM | BIB | LANE | REACTION | RESULT | Fn |
|-------|--|-----|------|----------|---|-------------|
| 1 | JAMAICA Roneisha MCGREGOR Anastasia LE-ROY Tiffany JAMES Stephanie Ann MCPHERSON | JAM | 7 | 0.208 | 3:23.64 1:42.70 (1) 50.85 (1) 50.09 (1) | Q WL |
| 2 | POLAND Anna KIEŁBASIŃSKA Małgorzata HOŁUB-KOWALIK Patrycja WYCISZKIEWICZ Justyna ŚWIĘTY-ERSETIC | POL | 4 | 0.171 | 3:25.78 | Q |
| 3 | CANADA Alicia BROWN Aiyanna-Brigitte STIVERNE Madeline PRICE Sage WATSON | CAN | 8 | 0.191 | 3:25.86 | Q SB |
| 4 | NETHERLANDS Lieke KLAVER Lisanne DE WITTE Bianca BAAK Femke BOL | NED | 3 | 0.183 | 3:27.40 | q SB |
| 5 | AUSTRALIA Bendere OBOYA Lauren BODEN Ellie BEER Rebecca BENNETT | AUS | 5 | 0.234 | 3:28.64 52.07 (1) | SB |
| 6 | INDIA Jisna MATHEW Machettira POOVAMMA RAJU Velluva Koroth VISMAYA Venkatesan SUBHA | IND | 6 | 0.198 | 3:29.42 | SB |
| 7 | FRANCE Amandine BROSSIER Déborah SANANES Elise TRYNKLER Agnès RAHAROLAHY | FRA | 9 | 0.199 | 3:29.66 | SB |
| 8 | NIGERIA Blessing OLADOYE Patience Okon GEORGE Abike Funmilola EGBENIYI Favour OFILI | NGR | 2 | 0.193 | 3:35.90 | |

INTERMEDIATE TIMES

| | | | |
|-------|-----------------|------|-----------------|
| 400m | 52.07 AUSTRALIA | 800m | 1:42.70 JAMAICA |
| 1200m | 2:33.55 JAMAICA | | |

RESULTS
4 x 400 Metres Relay Women - Round 1

Heat 2 **2**

5 October 2019 20:10 START TIME

27° C 71 %
 TEMPERATURE HUMIDITY

| PLACE | TEAM | BIB | LANE | REACTION | RESULT | | Fn |
|-------|--|-----|------|----------|----------------|---|----------------------------|
| 1 | UNITED STATES Jessica BEARD Allyson FELIX Kendall ELLIS Courtney OKOLO | USA | 6 | 0.250 | 3:22.96 | Q | WL |
| | | | | | | | 1:41.98 (1) 2:33.11 (1) |
| 2 | GREAT BRITAIN & NI Zoey CLARK Jodie WILLIAMS Jessica TURNER Laviai NIELSEN | GBR | 3 | 0.172 | 3:24.99 | Q | SB |
| | | | | | | | 51.13 (1) 49.85 (1) |
| 3 | UKRAINE Kateryna KLYMIUK Olha LYAKHOVA Tetyana MELNYK Anna RYZHYKOVA | UKR | 2 | 0.170 | 3:26.57 | Q | SB |
| 4 | BELGIUM Hanne CLAES Imke VERVAET Paulien COUCKUYT Camille LAUS | BEL | 4 | 0.166 | 3:26.58 | q | NR |
| 5 | ITALY Maria Benedicta CHIGBOLU Ayomide FOLORUNSO Giancarla TREVISAN Raphaela Boaheng LUKUDO | ITA | 9 | 0.218 | 3:27.57 | | |
| 6 | CUBA Zurian HECHAVARRÍA Rose Mary ALMANZA Adriana RODRÍGUEZ Roxana GÓMEZ | CUB | 5 | 0.202 | 3:29.84 | | SB |
| 7 | SWITZERLAND Lea SPRUNGER Fanette HUMAIR Rachel PELLAUD Yasmin GIGER | SUI | 8 | 0.216 | 3:30.63 | | |
| | BOTSWANA | BOT | 7 | | DNS | | |

INTERMEDIATE TIMES

| | | | |
|-------|--------------------------|------|-----------------------|
| 400m | 51.14 GREAT BRITAIN & NI | 800m | 1:41.98 UNITED STATES |
| 1200m | 2:33.11 UNITED STATES | | |

RESULTS
4 x 400 Metres Relay Women - Round 1

| ALL-TIME TOP LIST | | | | SEASON TOP LIST | | | |
|-------------------|----------------------------------|--------------------------------------|-----------|-----------------|--------------------------|-----------------|--------|
| RESULT | TEAM | VENUE | DATE | RESULT | TEAM | VENUE | 2019 |
| 3:15.17 | USSR (URS) | Seoul (Olympic Stadium) | 1 Oct 88 | 3:22.96 | UNITED STATES (USA) | Doha | 5 Oct |
| 3:15.51 | UNITED STATES (USA) | Seoul (Olympic Stadium) | 1 Oct 88 | 3:23.64 | JAMAICA (JAM) | Doha | 5 Oct |
| 3:15.92 | GERMAN DEMOCRATIC REPUBLIC (GDR) | off Stadium | 3 Jun 84 | 3:24.81 | POLAND (POL) | Bydgoszcz (POL) | 11 Aug |
| 3:18.38 | RUSSIA (RUS) | Stuttgart (Gottlieb-Daimler Stadion) | 22 Aug 93 | 3:24.99 | GREAT BRITAIN & NI (GBR) | Doha | 5 Oct |
| 3:18.71 | JAMAICA (JAM) | Daegu (DS) | 3 Sep 11 | 3:25.86 | CANADA (CAN) | Doha | 5 Oct |
| 3:20.04 | GREAT BRITAIN & NI (GBR) | Osaka (Nagai Stadium) | 2 Sep 07 | 3:26.57 | UKRAINE (UKR) | Doha | 5 Oct |
| 3:20.20 | UNIFIED TEAM (EUN) | Barcelona (Estadio Olímpico) | 8 Aug 92 | 3:26.58 | BELGIUM (BEL) | Doha | 5 Oct |
| 3:20.32 | CZECHOSLOVAKIA (TCH) | Helsinki (Olympic Stadium) | 14 Aug 83 | 3:27.32 | ITALY (ITA) | Bydgoszcz (POL) | 11 Aug |
| 3:20.92 | GERMANY (GER) | Athina (Olympic Stadium) | 10 Aug 97 | 3:27.40 | NETHERLANDS (NED) | Doha | 5 Oct |
| 3:21.04 | NIGERIA (NGR) | Atlanta (Olympic Stadium), GA | 3 Aug 96 | 3:28.64 | AUSTRALIA (AUS) | Doha | 5 Oct |

SUMMARY



100 Metres Hurdles Women - Heptathlon

| RECORDS | RESULT | NAME | COUNTRY | AGE | VENUE | DATE |
|------------------------|------------|-------|--------------------|-----------|---------------|-------------------------------------|
| World Heptathlon Best | WHB | 12.54 | Jessica ENNIS-HILL | GBR | 26 | London (Olympic Stadium) 3 Aug 2012 |
| Champ. Heptathlon Best | CHB | 12.58 | Kendell WILLIAMS | USA | 24 | Doha 2 Oct 2019 |
| Area Record | AR | | National Record | NR | Personal Best | PB |
| | | | | | Season Best | SB |

2 October 2019

| RANK | PLACE | HEAT | LANE | BIB | NAME | COUNTRY | DATE of BIRTH | RESULT | WIND | POINTS | TOTAL |
|------|-------|------|------|-----|---------------------------|---------|---------------|--------------|-----------------|-------------|-------|
| 1 | 1 | 3 | 7 | | Kendell WILLIAMS | USA | 14 Jun 95 | 12.58 | CHB +0.4 | 1189 | 1189 |
| 2 | 2 | 3 | 5 | | Solène NDAMA | FRA | 23 Sep 98 | 12.90 | +0.4 | 1140 | 1140 |
| 3 | 3 | 3 | 3 | | Erica BOUGARD | USA | 26 Jul 93 | 13.01 | +0.4 | 1123 | 1123 |
| 4 | 4 | 3 | 6 | | Marthe KOALA | BUR | 8 Mar 94 | 13.05 | NR +0.4 | 1117 | 1117 |
| 5 | 1 | 2 | 6 | | Katarina JOHNSON-THOMPSON | GBR | 9 Jan 93 | 13.09 | PB +0.6 | 1111 | 1111 |
| 6 | 5 | 3 | 8 | | Chari HAWKINS | USA | 21 May 91 | 13.23 | +0.4 | 1090 | 1090 |
| 7 | 2 | 2 | 5 | | Verena PREINER | AUT | 1 Feb 95 | 13.25 | PB +0.6 | 1087 | 1087 |
| 8 | 3 | 2 | 8 | | Annie KUNZ | USA | 16 Feb 93 | 13.27 | PB +0.6 | 1084 | 1084 |
| 9 | 6 | 3 | 4 | | Maria HUNTINGTON | FIN | 13 Mar 97 | 13.32 | +0.4 | 1077 | 1077 |
| 10 | 4 | 2 | 7 | | Nafissatou THIAM | BEL | 19 Aug 94 | 13.36 | SB +0.6 | 1071 | 1071 |
| 11 | 7 | 3 | 2 | | Odile AHOUANWANOU | BEN | 5 Jan 91 | 13.45 | +0.4 | 1058 | 1058 |
| 12 | 1 | 1 | 5 | | Kateřina CACHOVÁ | CZE | 26 Feb 90 | 13.47 | SB +0.5 | 1055 | 1055 |
| 13 | 2 | 1 | 3 | | Anouk VETTER | NED | 4 Feb 93 | 13.55 | SB +0.5 | 1043 | 1043 |
| 14 | 5 | 2 | 2 | | Noor VIDTS | BEL | 30 May 96 | 13.58 | +0.6 | 1039 | 1039 |
| 15 | 6 | 2 | 4 | | Nadine BROERSEN | NED | 29 Apr 90 | 13.61 | +0.6 | 1034 | 1034 |
| 16 | 3 | 1 | 7 | | Emma OOSTERWEGEL | NED | 29 Jun 98 | 13.65 | +0.5 | 1028 | 1028 |
| 17 | 4 | 1 | 6 | | Géraldine RUCKSTUHL | SUI | 24 Feb 98 | 13.84 | +0.5 | 1001 | 1001 |
| 18 | 5 | 1 | 4 | | Hanne MAUDENS | BEL | 12 Mar 97 | 13.90 | PB +0.5 | 993 | 993 |
| 19 | 6 | 1 | 8 | | Ekaterina VORONINA | UZB | 16 Feb 92 | 14.64 | +0.5 | 890 | 890 |
| | | 2 | 3 | | Ivona DADIC | AUT | 29 Dec 93 | DQ | 168.7(b) +0.6 | 0 | 0 |

NOTE IAAF Rule 168.7(b) - Deliberately knocking down a hurdle

RESULTS



100 Metres Hurdles Women - Heptathlon

| RECORDS | RESULT NAME | COUNTRY | AGE | VENUE | DATE |
|-----------------------------------|---------------------------------|---------|-----|--------------------------|------------|
| World Heptathlon Best WHB | 12.54 Jessica ENNIS-HILL | GBR | 26 | London (Olympic Stadium) | 3 Aug 2012 |
| Champ. Heptathlon Best CHB | 12.58 Kendell WILLIAMS | USA | 24 | Doha | 2 Oct 2019 |

| Area Record AR | National Record NR | Personal Best PB | Season Best SB |
|---|---------------------------|-------------------------|-----------------------|
| Heat 1 3 2 October 2019 17:05 START TIME 26° C TEMPERATURE 59 % HUMIDITY +0.5m/s WIND | | | |

| PLACE | NAME | COUNTRY | DATE OF BIRTH | LANE | RESULT | REACTION | Fr | POINTS | TOTAL |
|-------|----------------------------|---------|---------------|------|--------------|-----------|-------|-------------|-------|
| 1 | Kateřina CACHOVÁ | CZE | 26 Feb 90 | 5 | 13.47 | SB | 0.143 | 1055 | 1055 |
| 2 | Anouk VETTER | NED | 4 Feb 93 | 3 | 13.55 | SB | 0.120 | 1043 | 1043 |
| 3 | Emma OOSTERWEGEL | NED | 29 Jun 98 | 7 | 13.65 | | 0.175 | 1028 | 1028 |
| 4 | Géraldine RUCKSTUHL | SUI | 24 Feb 98 | 6 | 13.84 | | 0.134 | 1001 | 1001 |
| 5 | Hanne MAUDENS | BEL | 12 Mar 97 | 4 | 13.90 | PB | 0.162 | 993 | 993 |
| 6 | Ekaterina VORONINA | UZB | 16 Feb 92 | 8 | 14.64 | | 0.199 | 890 | 890 |

| PLACE | NAME | COUNTRY | DATE OF BIRTH | LANE | RESULT | REACTION | Fr | POINTS | TOTAL |
|---|----------------------------------|---------|---------------|------|--------------------|-----------|-------|-------------|----------|
| Heat 2 3 2 October 2019 17:13 START TIME 26° C TEMPERATURE 59 % HUMIDITY +0.6m/s WIND | | | | | | | | | |
| 1 | Katarina JOHNSON-THOMPSON | GBR | 9 Jan 93 | 6 | 13.09 | PB | 0.163 | 1111 | 1111 |
| 2 | Verena PREINER | AUT | 1 Feb 95 | 5 | 13.25 | PB | 0.130 | 1087 | 1087 |
| 3 | Annie KUNZ | USA | 16 Feb 93 | 8 | 13.27 | PB | 0.154 | 1084 | 1084 |
| 4 | Nafissatou THIAM | BEL | 19 Aug 94 | 7 | 13.36 | SB | 0.162 | 1071 | 1071 |
| 5 | Noor VIDTS | BEL | 30 May 96 | 2 | 13.58 | | 0.143 | 1039 | 1039 |
| 6 | Nadine BROERSEN | NED | 29 Apr 90 | 4 | 13.61 | | 0.153 | 1034 | 1034 |
| | Ivona DADIC | AUT | 29 Dec 93 | 3 | DQ 168.7(b) | | 0.174 | 0 | 0 |

NOTE IAAF Rule 168.7(b) - Deliberately knocking down a hurdle

| PLACE | NAME | COUNTRY | DATE OF BIRTH | LANE | RESULT | REACTION | Fr | POINTS | TOTAL |
|---|--------------------------|---------|---------------|------|--------------|------------|-------|-------------|-------|
| Heat 3 3 2 October 2019 17:21 START TIME 26° C TEMPERATURE 59 % HUMIDITY +0.4m/s WIND | | | | | | | | | |
| 1 | Kendell WILLIAMS | USA | 14 Jun 95 | 7 | 12.58 | CHB | 0.146 | 1189 | 1189 |
| 2 | Solène NDAMA | FRA | 23 Sep 98 | 5 | 12.90 | | 0.147 | 1140 | 1140 |
| 3 | Erica BOUGARD | USA | 26 Jul 93 | 3 | 13.01 | | 0.202 | 1123 | 1123 |
| 4 | Marthe KOALA | BUR | 8 Mar 94 | 6 | 13.05 | NR | 0.148 | 1117 | 1117 |
| 5 | Chari HAWKINS | USA | 21 May 91 | 8 | 13.23 | | 0.198 | 1090 | 1090 |
| 6 | Maria HUNTINGTON | FIN | 13 Mar 97 | 4 | 13.32 | | 0.225 | 1077 | 1077 |
| 7 | Odile AHOUANWANOU | BEN | 5 Jan 91 | 2 | 13.45 | | 0.205 | 1058 | 1058 |

HEPTATHLON SUMMARY AFTER 1 EVENT

| RECORDS | RESULT | NAME | COUNTRY | AGE | VENUE | DATE |
|--------------------------------|--------|----------------------|---------|-----|-------------------------|-------------|
| World Record WR | 7291 | Jackie JOYNER-KERSEE | USA | 26 | Seoul (Olympic Stadium) | 24 Sep 1988 |
| Championships Record CR | 7128 | Jackie JOYNER-KERSEE | USA | 25 | Roma (Stadio Olimpico) | 1 Sep 1987 |
| World Leading WL | 6819 | Nafissatou THIAM | BEL | 25 | Talence (FRA) | 23 Jun 2019 |

2-3-4 October 2019



| PLACE | BIB | NAME | COUNTRY | POINTS | POINTS BEHIND LEADER | 100 Metres Hurdles | High Jump | Shot Put | 200 Metres | Long Jump | Javelin Throw | 800 Metres |
|-------|-----|---------------------------|---------|--------|----------------------|--------------------------|-----------|----------|------------|-----------|---------------|------------|
| 1 | | Kendell WILLIAMS | USA | 1189 | | 12.58 (+0.4) 1189(1) | | | | | | |
| 2 | | Solène NDAMA | FRA | 1140 | -49 | 12.90 (+0.4) 1140(2) | | | | | | |
| 3 | | Erica BOUGARD | USA | 1123 | -66 | 13.01 (+0.4) 1123(3) | | | | | | |
| 4 | | Marthe KOALA | BUR | 1117 | -72 | 13.05 (+0.4) 1117(4) | | | | | | |
| 5 | | Katarina JOHNSON-THOMPSON | GBR | 1111 | -78 | 13.09 (+0.6) 1111(5) | | | | | | |
| 6 | | Chari HAWKINS | USA | 1090 | -99 | 13.23 (+0.4) 1090(6) | | | | | | |
| 7 | | Verena PREINER | AUT | 1087 | -102 | 13.25 (+0.6) 1087(7) | | | | | | |
| 8 | | Annie KUNZ | USA | 1084 | -105 | 13.27 (+0.6) 1084(8) | | | | | | |
| 9 | | Maria HUNTINGTON | FIN | 1077 | -112 | 13.32 (+0.4) 1077(9) | | | | | | |
| 10 | | Nafissatou THIAM | BEL | 1071 | -118 | 13.36 (+0.6) 1071(10) | | | | | | |
| 11 | | Odile AHOUANWANOU | BEN | 1058 | -131 | 13.45 (+0.4) 1058(11) | | | | | | |
| 12 | | Kateřina CACHOVÁ | CZE | 1055 | -134 | 13.47 (+0.5) 1055(12) | | | | | | |
| 13 | | Anouk VETTER | NED | 1043 | -146 | 13.55 (+0.5) 1043(13) | | | | | | |
| 14 | | Noor VIDTS | BEL | 1039 | -150 | 13.58 (+0.6) 1039(14) | | | | | | |
| 15 | | Nadine BROERSEN | NED | 1034 | -155 | 13.61 (+0.6) 1034(15) | | | | | | |
| 16 | | Emma OOSTERWEGEL | NED | 1028 | -161 | 13.65 (+0.5) 1028(16) | | | | | | |
| 17 | | Géraldine RUCKSTUHL | SUI | 1001 | -188 | 13.84 (+0.5) 1001(17) | | | | | | |

HEPTATHLON SUMMARY AFTER 1 EVENTS

2-3-4 October 2019



| PLACE | BIB | NAME | COUNTRY | POINTS | POINTS BEHIND LEADER | 100 Metres Hurdles | High Jump | Shot Put | 200 Metres | Long Jump | Javelin Throw | 800 Metres |
|-------|-----|--------------------|---------|--------|----------------------|----------------------------|-----------|----------|------------|-----------|---------------|------------|
| 18 | | Hanne MAUDENS | BEL | 993 | -196 | 13.90 (+0.5) 993(18) | | | | | | |
| 19 | | Ekaterina VORONINA | UZB | 890 | -299 | 14.64 (+0.5) 890(19) | | | | | | |
| 20 | | Ivona DADIC | AUT | | -1189 | DQ 0 | | | | | | |



SUMMARY



High Jump Women - Heptathlon

| RECORDS | RESULT | NAME | COUNTRY | AGE | VENUE | DATE | | |
|------------------------|------------|------|--------------------|-----------|---------------|-------------------------------------|-------------|-----------|
| World Heptathlon Best | WHB | 2.02 | Nafissatou THIAM | BEL | 25 | Talence (FRA) 22 Jun 2019 | | |
| Champ. Heptathlon Best | CHB | 1.95 | Carolina KLÜFT | SWE | 24 | Osaka (Nagai Stadium) 25 Aug 2007 | | |
| Champ. Heptathlon Best | CHB | 1.95 | Nafissatou THIAM | BEL | 23 | London (Olympic Stadium) 5 Aug 2017 | | |
| Champ. Heptathlon Best | CHB | 1.95 | Yorgelis RODRÍGUEZ | CUB | 22 | London (Olympic Stadium) 5 Aug 2017 | | |
| Area Record | AR | | National Record | NR | Personal Best | PB | Season Best | SB |

2 October 2019

| RANK | PLACE | GROUP | BIB | NAME | COUNTRY | DATE of BIRTH | RESULT | | POINTS | TOTAL |
|------|-------|-------|-----|---------------------------|---------|---------------|-------------|------------|--------|-------|
| 1 | 1 | A | | Katarina JOHNSON-THOMPSON | GBR | 9 Jan 93 | 1.95 | CHB | 1171 | 2282 |
| 2 | 2 | A | | Nafissatou THIAM | BEL | 19 Aug 94 | 1.95 | CHB | 1171 | 2242 |
| 3 | 3 | A | | Erica BOUGARD | USA | 26 Jul 93 | 1.86 | | 1054 | 2177 |
| 4 | 4 | A | | Maria HUNTINGTON | FIN | 13 Mar 97 | 1.83 | | 1016 | 2093 |
| 5 | 5 | A | | Nadine BROERSEN | NED | 29 Apr 90 | 1.83 | SB | 1016 | 2050 |
| 6 | 1 | B | | Annie KUNZ | USA | 16 Feb 93 | 1.80 | SB | 978 | 2062 |
| 7 | 6 | A | | Ekaterina VORONINA | UZB | 16 Feb 92 | 1.80 | | 978 | 1868 |
| 8 | 2 | B | | Chari HAWKINS | USA | 21 May 91 | 1.77 | | 941 | 2031 |
| 8 | 7 | A | | Noor VIDTS | BEL | 30 May 96 | 1.77 | | 941 | 1980 |
| 10 | 3 | B | | Verena PREINER | AUT | 1 Feb 95 | 1.77 | | 941 | 2028 |
| 10 | 8 | A | | Kendell WILLIAMS | USA | 14 Jun 95 | 1.77 | | 941 | 2130 |
| 12 | 4 | B | | Odile AHOUANWANOU | BEN | 5 Jan 91 | 1.77 | SB | 941 | 1999 |
| 13 | 5 | B | | Emma OOSTERWEGEL | NED | 29 Jun 98 | 1.77 | PB | 941 | 1969 |
| 14 | 6 | B | | Marthe KOALA | BUR | 8 Mar 94 | 1.74 | | 903 | 2020 |
| 15 | 7 | B | | Anouk VETTER | NED | 4 Feb 93 | 1.74 | | 903 | 1946 |
| 15 | 7 | B | | Kateřina CACHOVÁ | CZE | 26 Feb 90 | 1.74 | SB | 903 | 1958 |
| 17 | 9 | A | | Géraldine RUCKSTUHL | SUI | 24 Feb 98 | 1.71 | | 867 | 1868 |
| 17 | 9 | B | | Solène NDAMA | FRA | 23 Sep 98 | 1.71 | | 867 | 2007 |
| 19 | 10 | B | | Hanne MAUDENS | BEL | 12 Mar 97 | 1.71 | | 867 | 1860 |
| | | A | | Ivona DADIC | AUT | 29 Dec 93 | DNS | | | 0 |

RESULTS

High Jump Women - Heptathlon



| RECORDS | RESULT NAME | COUNTRY | AGE | VENUE | DATE |
|-----------------------------------|--------------------------------|-------------------------|-----------------------|--------------------------|-------------|
| World Heptathlon Best WHB | 2.02 Nafissatou THIAM | BEL | 25 | Talence (FRA) | 22 Jun 2019 |
| Champ. Heptathlon Best CHB | 1.95 Carolina KLÜFT | SWE | 24 | Osaka (Nagai Stadium) | 25 Aug 2007 |
| Champ. Heptathlon Best CHB | 1.95 Nafissatou THIAM | BEL | 23 | London (Olympic Stadium) | 5 Aug 2017 |
| Champ. Heptathlon Best CHB | 1.95 Yorgelis RODRÍGUEZ | CUB | 22 | London (Olympic Stadium) | 5 Aug 2017 |
| Area Record AR | National Record NR | Personal Best PB | Season Best SB | | |

Group A

2 October 2019 18:14 START TIME 26° C 59 %
TEMPERATURE HUMIDITY
19:46 END TIME 26° C 59 %

| PLACE | NAME | COUNTRY | DATE of BIRTH | ORDER | RESULT | 1.65 | 1.68 | 1.71 | 1.74 | 1.77 | 1.80 | 1.83 | 1.86 | 1.89 | 1.92 | 1.95 | POINTS | TOTAL |
|-------|---------------------------|---------|---------------|-------|------------------------|------|------|------|------|------|------|------|------|------|------|------|--------|-------|
| 1 | Katarina JOHNSON-THOMPSON | GBR | 9 Jan 93 | 8 | 1.95 CHB | - | - | - | - | - | - | 0 | X0 | 0 | X0 | 0 | 1171 | 2282 |
| 2 | Nafissatou THIAM | BEL | 19 Aug 94 | 2 | 1.95 CHB | XXX | - | - | - | - | - | X0 | 0 | X0 | 0 | X0 | 1171 | 2242 |
| 3 | Erica BOUGARD | USA | 26 Jul 93 | 5 | 1.86 | - | - | - | 0 | XX0 | XX0 | 0 | X0 | XXX | | | 1054 | 2177 |
| 4 | Maria HUNTINGTON | FIN | 13 Mar 97 | 1 | 1.83 | - | - | - | 0 | X0 | X0 | 0 | XXX | | | | 1016 | 2093 |
| 5 | Nadine BROERSEN | NED | 29 Apr 90 | 9 | 1.83 SB | - | - | 0 | 0 | 0 | 0 | X0 | XXX | | | | 1016 | 2050 |
| 6 | Ekaterina VORONINA | UZB | 16 Feb 92 | 10 | 1.80 | - | 0 | 0 | 0 | X0 | XX0 | XXX | | | | | 978 | 1868 |
| 7 | Noor VIDTS | BEL | 30 May 96 | 7 | 1.77 | - | 0 | 0 | 0 | 0 | XXX | | | | | | 941 | 1980 |
| 8 | Kendell WILLIAMS | USA | 14 Jun 95 | 3 | 1.77 | - | - | 0 | 0 | X0 | XXX | | | | | | 941 | 2130 |
| 9 | Géraldine RUCKSTUHL | SUI | 24 Feb 98 | 4 | 1.71 | XX0 | 0 | 0 | XXX | | | | | | | | 867 | 1868 |
| | Ivona DADIC | AUT | 29 Dec 93 | 6 | DNS | | | | | | | | | | | | | 0 |

Group B

2 October 2019 18:15 START TIME 26° C 59 %
TEMPERATURE HUMIDITY
19:31 END TIME 26° C 59 %

| PLACE | NAME | COUNTRY | DATE of BIRTH | ORDER | RESULT | 1.56 | 1.59 | 1.62 | 1.65 | 1.68 | 1.71 | 1.74 | 1.77 | 1.80 | 1.83 | POINTS | TOTAL |
|-------|-------------------|---------|---------------|-------|-----------------------|------|------|------|------|------|------|------|------|------|------|--------|-------|
| 1 | Annie KUNZ | USA | 16 Feb 93 | 10 | 1.80 SB | - | - | - | 0 | 0 | 0 | X0 | X0 | 0 | XXX | 978 | 2062 |
| 2 | Chari HAWKINS | USA | 21 May 91 | 2 | 1.77 | - | - | - | - | - | 0 | 0 | 0 | XXX | | 941 | 2031 |
| 3 | Verena PREINER | AUT | 1 Feb 95 | 6 | 1.77 | - | - | - | 0 | 0 | 0 | 0 | X0 | XXX | | 941 | 2028 |
| 4 | Odile AHOUANWANOU | BEN | 5 Jan 91 | 3 | 1.77 SB | - | - | - | 0 | 0 | 0 | XX0 | X0 | XXX | | 941 | 1999 |
| 5 | Emma OOSTERWEGEL | NED | 29 Jun 98 | 9 | 1.77 PB | - | - | - | 0 | 0 | 0 | X0 | XX0 | XXX | | 941 | 1969 |
| 6 | Marthe KOALA | BUR | 8 Mar 94 | 8 | 1.74 | - | - | - | 0 | 0 | X0 | 0 | XXX | | | 903 | 2020 |
| 7 | Kateřina CACHOVÁ | CZE | 26 Feb 90 | 7 | 1.74 SB | - | 0 | 0 | X0 | 0 | X0 | X0 | XXX | | | 903 | 1958 |
| 7 | Anouk VETTER | NED | 4 Feb 93 | 1 | 1.74 | - | - | - | 0 | 0 | XX0 | X0 | XXX | | | 903 | 1946 |
| 9 | Solène NDAMA | FRA | 23 Sep 98 | 4 | 1.71 | - | - | 0 | X0 | X0 | 0 | XXX | | | | 867 | 2007 |
| 10 | Hanne MAUDENS | BEL | 12 Mar 97 | 5 | 1.71 | - | - | - | 0 | 0 | X0 | XXX | | | | 867 | 1860 |

RESULTS
High Jump Women - Heptathlon



SUMMARY



Long Jump Women - Heptathlon

| RECORDS | RESULT | NAME | COUNTRY | AGE | VENUE | DATE | |
|------------------------|------------|---------------------------|-----------|---------------|-------------------------|-------------|-----------|
| World Heptathlon Best | WHB | 7.27 Jackie JOYNER-KERSEE | USA | 26 | Seoul (Olympic Stadium) | 24 Sep 1988 | |
| Champ. Heptathlon Best | CHB | 7.14 Jackie JOYNER-KERSEE | USA | 25 | Roma (Stadio Olimpico) | 1 Sep 1987 | |
| Area Record | AR | National Record | NR | Personal Best | PB | Season Best | SB |

3 October 2019

| RANK | PLACE | GROUP | BIB | NAME | COUNTRY | DATE of BIRTH | RESULT | WIND | POINTS | TOTAL |
|------|-------|-------|-----|---------------------------|---------|---------------|-------------|----------------|-------------|-------|
| 1 | 1 | A | | Katarina JOHNSON-THOMPSON | GBR | 9 Jan 93 | 6.77 | +0.2 | 1095 | 5233 |
| 2 | 2 | A | | Marthe KOALA | BUR | 8 Mar 94 | 6.44 | +0.4 | 988 | 4707 |
| 3 | 3 | A | | Hanne MAUDENS | BEL | 12 Mar 97 | 6.41 | +0.1 | 978 | 4572 |
| 4 | 4 | A | | Nafissatou THIAM | BEL | 19 Aug 94 | 6.40 | +0.7 | 975 | 5017 |
| 5 | 5 | A | | Verena PREINER | AUT | 1 Feb 95 | 6.36 | PB +0.4 | 962 | 4783 |
| 6 | 6 | A | | Kendell WILLIAMS | USA | 14 Jun 95 | 6.28 | -0.4 | 937 | 4792 |
| 7 | 1 | B | | Nadine BROERSEN | NED | 29 Apr 90 | 6.22 | +0.5 | 918 | 4673 |
| 8 | 7 | A | | Erica BOUGARD | USA | 26 Jul 93 | 6.21 | +0.1 | 915 | 4768 |
| 9 | 2 | B | | Anouk VETTER | NED | 4 Feb 93 | 6.20 | +0.6 | 912 | 4599 |
| 10 | 8 | A | | Noor VIDTS | BEL | 30 May 96 | 6.11 | +0.6 | 883 | 4564 |
| 11 | 3 | B | | Odile AHOUANWANOU | BEN | 5 Jan 91 | 6.00 | PB -0.2 | 850 | 4628 |
| 12 | 9 | A | | Solène NDAMA | FRA | 23 Sep 98 | 5.98 | -0.1 | 843 | 4571 |
| 13 | 4 | B | | Chari HAWKINS | USA | 21 May 91 | 5.95 | +0.8 | 834 | 4536 |
| 14 | 5 | B | | Annie KUNZ | USA | 16 Feb 93 | 5.95 | +0.1 | 834 | 4674 |
| 15 | 6 | B | | Emma OOSTERWEGEL | NED | 29 Jun 98 | 5.87 | +0.2 | 810 | 4431 |
| 16 | 7 | B | | Ekaterina VORONINA | UZB | 16 Feb 92 | 5.83 | +0.4 | 798 | 4321 |
| 17 | 8 | B | | Kateřina CACHOVÁ | CZE | 26 Feb 90 | 5.79 | +0.4 | 786 | 4335 |
| 18 | 9 | B | | Géraldine RUCKSTUHL | SUI | 24 Feb 98 | 5.73 | +0.6 | 768 | 4317 |
| | | A | | Maria HUNTINGTON | FIN | 13 Mar 97 | DNS | | | 0 |

RESULTS

Long Jump Women - Heptathlon



| RECORDS | RESULT NAME | COUNTRY | AGE | VENUE | DATE |
|-----------------------------------|----------------------------------|-------------------------|-----------------------|-------------------------|-------------|
| World Heptathlon Best WHB | 7.27 Jackie JOYNER-KERSEE | USA | 26 | Seoul (Olympic Stadium) | 24 Sep 1988 |
| Champ. Heptathlon Best CHB | 7.14 Jackie JOYNER-KERSEE | USA | 25 | Roma (Stadio Olimpico) | 1 Sep 1987 |
| Area Record AR | National Record NR | Personal Best PB | Season Best SB | | |

Group A

3 October 2019 18:19 START TIME 26° C 61 %
TEMPERATURE HUMIDITY
18:53 END TIME 26° C 61 %

| PLACE | NAME | COUNTRY | DATE of BIRTH | ORDER | RESULT | 1 | 2 | 3 | POINTS | TOTAL |
|-------|--------------------------|---------|---------------|-------|-------------------------------|--------------|--------------|--------------|-------------|-------|
| 1 | Katarina JOHNSON-THOMPSO | GBR | 9 Jan 93 | 9 | 6.77 +0.2 | 6.32 +0.2 | 6.77 +0.2 | X +0.3 | 1095 | 5233 |
| 2 | Marthe KOALA | BUR | 8 Mar 94 | 8 | 6.44 +0.4 | 6.44 +0.4 | X -0.2 | 6.30 +0.1 | 988 | 4707 |
| 3 | Hanne MAUDENS | BEL | 12 Mar 97 | 6 | 6.41 +0.1 | 6.41 +0.1 | 6.36 +0.1 | 6.29 +0.1 | 978 | 4572 |
| 4 | Nafissatou THIAM | BEL | 19 Aug 94 | 5 | 6.40 +0.7 | 6.25 +0.2 | 6.35 +0.3 | 6.40 +0.7 | 975 | 5017 |
| 5 | Verena PREINER | AUT | 1 Feb 95 | 7 | 6.36 PB +0.4 | 6.27 +0.4 | 6.36 +0.4 | 6.16 +0.5 | 962 | 4783 |
| 6 | Kendell WILLIAMS | USA | 14 Jun 95 | 1 | 6.28 -0.4 | X +0.3 | X +0.2 | 6.28 -0.4 | 937 | 4792 |
| 7 | Erica BOUGARD | USA | 26 Jul 93 | 2 | 6.21 +0.1 | 6.21 +0.1 | 6.19 +0.4 | 5.95 +0.2 | 915 | 4768 |
| 8 | Noor VIDTS | BEL | 30 May 96 | 4 | 6.11 +0.6 | 6.11 +0.6 | 5.82 +0.1 | 6.09 +0.9 | 883 | 4564 |
| 9 | Solène NDAMA | FRA | 23 Sep 98 | 10 | 5.98 -0.1 | 5.98 -0.1 | X +0.4 | 5.97 -0.1 | 843 | 4571 |
| | Maria HUNTINGTON | FIN | 13 Mar 97 | 3 | DNS | | | | | 0 |

Group B

3 October 2019 18:19 START TIME 26° C 61 %
TEMPERATURE HUMIDITY
18:57 END TIME 26° C 61 %

| PLACE | NAME | COUNTRY | DATE of BIRTH | ORDER | RESULT | 1 | 2 | 3 | POINTS | TOTAL |
|-------|---------------------|---------|---------------|-------|-------------------------------|--------------|--------------|--------------|------------|-------|
| 1 | Nadine BROERSEN | NED | 29 Apr 90 | 1 | 6.22 +0.5 | 6.22 +0.5 | 6.10 +0.2 | X +0.3 | 918 | 4673 |
| 2 | Anouk VETTER | NED | 4 Feb 93 | 6 | 6.20 +0.6 | 6.08 +0.4 | 6.12 +0.3 | 6.20 +0.6 | 912 | 4599 |
| 3 | Odite AHOUANWANOU | BEN | 5 Jan 91 | 7 | 6.00 PB -0.2 | 5.34 +0.4 | 6.00 -0.2 | X +0.1 | 850 | 4628 |
| 4 | Chari HAWKINS | USA | 21 May 91 | 9 | 5.95 +0.8 | 5.95 +0.8 | 5.88 0.0 | X -0.2 | 834 | 4536 |
| 5 | Annie KUNZ | USA | 16 Feb 93 | 4 | 5.95 +0.1 | 5.75 +0.1 | X +0.2 | 5.95 +0.1 | 834 | 4674 |
| 6 | Emma OOSTERWEGEL | NED | 29 Jun 98 | 3 | 5.87 +0.2 | 5.75 +0.4 | 5.65 +0.1 | 5.87 +0.2 | 810 | 4431 |
| 7 | Ekaterina VORONINA | UZB | 16 Feb 92 | 5 | 5.83 +0.4 | X +0.3 | 5.83 +0.4 | 5.82 +0.2 | 798 | 4321 |
| 8 | Kateřina CACHOVÁ | CZE | 26 Feb 90 | 8 | 5.79 +0.4 | 5.79 +0.4 | 5.68 0.0 | 5.52 +0.1 | 786 | 4335 |
| 9 | Géraldine RUCKSTUHL | SUI | 24 Feb 98 | 2 | 5.73 +0.6 | 5.51 +0.2 | 5.73 +0.6 | 5.54 +0.4 | 768 | 4317 |

HEPTATHLON SUMMARY AFTER 2 EVENTS

| RECORDS | RESULT | NAME | COUNTRY | AGE | VENUE | DATE |
|--------------------------------|--------|----------------------|---------|-----|-------------------------|-------------|
| World Record WR | 7291 | Jackie JOYNER-KERSEE | USA | 26 | Seoul (Olympic Stadium) | 24 Sep 1988 |
| Championships Record CR | 7128 | Jackie JOYNER-KERSEE | USA | 25 | Roma (Stadio Olimpico) | 1 Sep 1987 |
| World Leading WL | 6819 | Nafissatou THIAM | BEL | 25 | Talence (FRA) | 23 Jun 2019 |

2-3-4 October 2019



| PLACE | BIB | NAME | COUNTRY | POINTS | POINTS BEHIND LEADER | 100 Metres Hurdles | High Jump | Shot Put | 200 Metres | Long Jump | Javelin Throw | 800 Metres |
|-------|-----|---------------------------|---------|-------------|----------------------|---------------------------|--------------------------------------|----------|------------|-----------|---------------|------------|
| 1 | | Katarina JOHNSON-THOMPSON | GBR | 2282 | | 13.09 (+0.6) 1111 (5) | 1.95 1171 (1) 2282 (1) | | | | | |
| 2 | | Nafissatou THIAM | BEL | 2242 | -40 | 13.36 (+0.6) 1071 (10) | 1.95 1171 (2) 2242 (2) | | | | | |
| 3 | | Erica BOUGARD | USA | 2177 | -105 | 13.01 (+0.4) 1123 (3) | 1.86 1054 (3) 2177 (3) | | | | | |
| 4 | | Kendell WILLIAMS | USA | 2130 | -152 | 12.58 (+0.4) 1189 (1) | 1.77 941 (10) 2130 (4) | | | | | |
| 5 | | Maria HUNTINGTON | FIN | 2093 | -189 | 13.32 (+0.4) 1077 (9) | 1.83 1016 (4) 2093 (5) | | | | | |
| 6 | | Annie KUNZ | USA | 2062 | -220 | 13.27 (+0.6) 1084 (8) | 1.80 978 (6) 2062 (6) | | | | | |
| 7 | | Nadine BROERSEN | NED | 2050 | -232 | 13.61 (+0.6) 1034 (15) | 1.83 1016 (5) 2050 (7) | | | | | |
| 8 | | Chari HAWKINS | USA | 2031 | -251 | 13.23 (+0.4) 1090 (6) | 1.77 941 (8) 2031 (8) | | | | | |
| 9 | | Verena PREINER | AUT | 2028 | -254 | 13.25 (+0.6) 1087 (7) | 1.77 941 (10) 2028 (9) | | | | | |
| 10 | | Marthe KOALA | BUR | 2020 | -262 | 13.05 (+0.4) 1117 (4) | 1.74 903 (14) 2020 (10) | | | | | |
| 11 | | Solène NDAMA | FRA | 2007 | -275 | 12.90 (+0.4) 1140 (2) | 1.71 867 (17) 2007 (11) | | | | | |
| 12 | | Odite AHOUANWANOU | BEN | 1999 | -283 | 13.45 (+0.4) 1058 (11) | 1.77 941 (12) 1999 (12) | | | | | |
| 13 | | Noor VIDTS | BEL | 1980 | -302 | 13.58 (+0.6) 1039 (14) | 1.77 941 (8) 1980 (13) | | | | | |
| 14 | | Emma OOSTERWEGEL | NED | 1969 | -313 | 13.65 (+0.5) 1028 (16) | 1.77 941 (13) 1969 (14) | | | | | |
| 15 | | Kateřina CACHOVÁ | CZE | 1958 | -324 | 13.47 (+0.5) 1055 (12) | 1.74 903 (15) 1958 (15) | | | | | |
| 16 | | Anouk VETTER | NED | 1946 | -336 | 13.55 (+0.5) 1043 (13) | 1.74 903 (15) 1946 (16) | | | | | |
| 17 | | Ekaterina VORONINA | UZB | 1868 | -414 | 14.64 (+0.5) 890 (19) | 1.80 978 (7) 1868 (17) | | | | | |

HEPTATHLON SUMMARY AFTER 2 EVENTS

2-3-4 October 2019



| PLACE | BIB | NAME | COUNTRY | POINTS | POINTS BEHIND LEADER | 100 Metres Hurdles | High Jump | Shot Put | 200 Metres | Long Jump | Javelin Throw | 800 Metres |
|-------|-----|---------------------|---------|--------|----------------------|--------------------------|-----------------|----------|------------|-----------|---------------|------------|
| 17 | | Géraldine RUCKSTUHL | SUI | 1868 | -414 | 13.84 (+0.5) 1001(17) | 1.71 867(17) | | | | | 1868(17) |
| 19 | | Hanne MAUDENS | BEL | 1860 | -422 | 13.90 (+0.5) 993(18) | 1.71 867(19) | | | | | 1860(19) |
| | | Ivona DADIC | AUT | DNF | | DQ 0 | DNS | | | | | |

SUMMARY

Shot Put Women - Heptathlon



ATHLETE KUNZ (USA) FIRST ATTEMPT REVISED

| RECORDS | RESULT | NAME | COUNTRY | AGE | VENUE | DATE |
|-----------------------------------|--------------|---------------------------|---------|-------------------------|--------------------------|-----------------------|
| World Heptathlon Best WHB | 17.31 | Austra SKUJYTÉ | LTU | 33 | London (Olympic Stadium) | 3 Aug 2012 |
| Champ. Heptathlon Best CHB | 17.03 | Austra SKUJYTÉ | LTU | 28 | Osaka (Nagai Stadium) | 25 Aug 2007 |
| Area Record AR | | National Record NR | | Personal Best PB | | Season Best SB |

2 October 2019

| RANK | PLACE | GROUP | BIB | NAME | COUNTRY | DATE of BIRTH | RESULT | POINTS | TOTAL |
|------|-------|-------|-----|---------------------------|---------|---------------|------------------------|------------|-------|
| 1 | 1 | A | | Nafissatou THIAM | BEL | 19 Aug 94 | 15.22 | 876 | 3118 |
| 2 | 2 | A | | Nadine BROERSEN | NED | 29 Apr 90 | 14.75 | 844 | 2894 |
| 3 | 3 | A | | Annie KUNZ | USA | 16 Feb 93 | 14.58 SB | 833 | 2895 |
| 4 | 4 | A | | Géraldine RUCKSTUHL | SUI | 24 Feb 98 | 14.28 | 813 | 2681 |
| 5 | 5 | A | | Verena PREINER | AUT | 1 Feb 95 | 14.21 | 808 | 2836 |
| 6 | 6 | A | | Odile AHOUANWANOU | BEN | 5 Jan 91 | 14.13 | 803 | 2802 |
| 7 | 7 | A | | Anouk VETTER | NED | 4 Feb 93 | 14.10 | 801 | 2747 |
| 8 | 1 | B | | Katarina JOHNSON-THOMPSON | GBR | 9 Jan 93 | 13.86 PB | 785 | 3067 |
| 9 | 2 | B | | Emma OOSTERWEGEL | NED | 29 Jun 98 | 13.70 PB | 774 | 2743 |
| 10 | 8 | A | | Solène NDAMA | FRA | 23 Sep 98 | 13.68 | 773 | 2780 |
| 11 | 3 | B | | Ekaterina VORONINA | UZB | 16 Feb 92 | 13.66 | 771 | 2639 |
| 12 | 4 | B | | Chari HAWKINS | USA | 21 May 91 | 13.59 PB | 767 | 2798 |
| 13 | 9 | A | | Noor VIDTS | BEL | 30 May 96 | 13.55 | 764 | 2744 |
| 14 | 5 | B | | Marthe KOALA | BUR | 8 Mar 94 | 13.28 SB | 746 | 2766 |
| 15 | 6 | B | | Hanne MAUDENS | BEL | 12 Mar 97 | 13.12 | 735 | 2595 |
| 16 | 7 | B | | Kendell WILLIAMS | USA | 14 Jun 95 | 12.71 | 708 | 2838 |
| 17 | 8 | B | | Kateřina CACHOVÁ | CZE | 26 Feb 90 | 12.58 SB | 700 | 2658 |
| 18 | 9 | B | | Erica BOUGARD | USA | 26 Jul 93 | 12.36 | 685 | 2862 |
| 19 | 10 | B | | Maria HUNTINGTON | FIN | 13 Mar 97 | 12.21 | 675 | 2768 |
| | | A | | Ivona DADIC | AUT | 29 Dec 93 | DNS | | 0 |

RESULTS

Shot Put Women - Heptathlon



ATHLETE KUNZ (USA) FIRST ATTEMPT REVISED

| RECORDS | RESULT NAME | COUNTRY | AGE | VENUE | DATE |
|-----------------------------------|-----------------------------|-------------------------|-----------------------|--------------------------|-------------|
| World Heptathlon Best WHB | 17.31 Austra SKUJYTÉ | LTU | 33 | London (Olympic Stadium) | 3 Aug 2012 |
| Champ. Heptathlon Best CHB | 17.03 Austra SKUJYTÉ | LTU | 28 | Osaka (Nagai Stadium) | 25 Aug 2007 |
| Area Record AR | National Record NR | Personal Best PB | Season Best SB | | |

Group A

2 October 2019 20:25 START TIME 26° C TEMPERATURE 59 % HUMIDITY
21:04 END TIME 26° C 59 %

| PLACE | NAME | COUNTRY | DATE of BIRTH | ORDER | RESULT | 1 | 2 | 3 | POINTS | TOTAL |
|-------|---------------------|---------|---------------|-------|------------------------|-------|-------|-------|------------|-------|
| 1 | Nafissatou THIAM | BEL | 19 Aug 94 | 5 | 15.22 | 15.22 | 14.52 | 15.08 | 876 | 3118 |
| 2 | Nadine BROERSEN | NED | 29 Apr 90 | 3 | 14.75 | 14.21 | 14.39 | 14.75 | 844 | 2894 |
| 3 | Annie KUNZ | USA | 16 Feb 93 | 4 | 14.58 SB | 14.58 | 13.46 | 13.72 | 833 | 2895 |
| 4 | Géraldine RUCKSTUHL | SUI | 24 Feb 98 | 7 | 14.28 | 14.19 | 13.76 | 14.28 | 813 | 2681 |
| 5 | Verena PREINER | AUT | 1 Feb 95 | 2 | 14.21 | 14.21 | 13.69 | 13.73 | 808 | 2836 |
| 6 | Odile AHOUANWANOU | BEN | 5 Jan 91 | 8 | 14.13 | 12.73 | 14.13 | 13.90 | 803 | 2802 |
| 7 | Anouk VETTER | NED | 4 Feb 93 | 10 | 14.10 | 14.10 | 14.05 | 14.10 | 801 | 2747 |
| 8 | Solène NDAMA | FRA | 23 Sep 98 | 9 | 13.68 | X | 13.57 | 13.68 | 773 | 2780 |
| 9 | Noor VIDTS | BEL | 30 May 96 | 1 | 13.55 | 12.83 | 13.55 | 12.46 | 764 | 2744 |
| | Ivona DADIC | AUT | 29 Dec 93 | 6 | DNS | | | | | 0 |

Group B

2 October 2019 20:30 START TIME 26° C TEMPERATURE 59 % HUMIDITY
21:02 END TIME

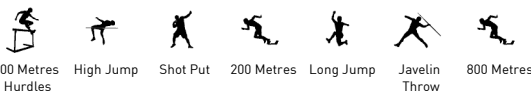
| PLACE | NAME | COUNTRY | DATE of BIRTH | ORDER | RESULT | 1 | 2 | 3 | POINTS | TOTAL |
|-------|---------------------------|---------|---------------|-------|------------------------|-------|-------|-------|------------|-------|
| 1 | Katarina JOHNSON-THOMPSON | GBR | 9 Jan 93 | 3 | 13.86 PB | 12.33 | 12.38 | 13.86 | 785 | 3067 |
| 2 | Emma OOSTERWEGEL | NED | 29 Jun 98 | 6 | 13.70 PB | 13.70 | 13.53 | 12.79 | 774 | 2743 |
| 3 | Ekaterina VORONINA | UZB | 16 Feb 92 | 7 | 13.66 | 12.81 | 13.61 | 13.66 | 771 | 2639 |
| 4 | Chari HAWKINS | USA | 21 May 91 | 4 | 13.59 PB | 13.05 | 13.59 | 12.93 | 767 | 2798 |
| 5 | Marthe KOALA | BUR | 8 Mar 94 | 10 | 13.28 SB | 12.97 | 13.28 | 12.83 | 746 | 2766 |
| 6 | Hanne MAUDENS | BEL | 12 Mar 97 | 1 | 13.12 | X | 12.71 | 13.12 | 735 | 2595 |
| 7 | Kendell WILLIAMS | USA | 14 Jun 95 | 2 | 12.71 | 12.71 | 12.55 | 12.71 | 708 | 2838 |
| 8 | Kateřina CACHOVÁ | CZE | 26 Feb 90 | 9 | 12.58 SB | 12.04 | 12.58 | 12.07 | 700 | 2658 |
| 9 | Erica BOUGARD | USA | 26 Jul 93 | 5 | 12.36 | 12.36 | 12.17 | 12.33 | 685 | 2862 |
| 10 | Maria HUNTINGTON | FIN | 13 Mar 97 | 8 | 12.21 | 10.96 | 11.44 | 12.21 | 675 | 2768 |

HEPTATHLON SUMMARY AFTER 3 EVENTS

ATHLETE KUNZ (USA) FIRST ATTEMPT REVISED

| RECORDS | RESULT | NAME | COUNTRY | AGE | VENUE | DATE |
|--------------------------------|-------------|----------------------|---------|-----|-------------------------|-------------|
| World Record WR | 7291 | Jackie JOYNER-KERSEE | USA | 26 | Seoul (Olympic Stadium) | 24 Sep 1988 |
| Championships Record CR | 7128 | Jackie JOYNER-KERSEE | USA | 25 | Roma (Stadio Olimpico) | 1 Sep 1987 |
| World Leading WL | 6819 | Nafissatou THIAM | BEL | 25 | Talence (FRA) | 23 Jun 2019 |

2-3-4 October 2019



| PLACE | BIB | NAME | COUNTRY | POINTS | POINTS BEHIND LEADER | 100 Metres Hurdles | High Jump | Shot Put | 200 Metres | Long Jump | Javelin Throw | 800 Metres |
|-------|-----|---------------------------|---------|-------------|----------------------|--------------------------|-----------|----------|------------|-----------|---------------|------------|
| 1 | | Nafissatou THIAM | BEL | 3118 | | 13.36 (+0.6) 1071(10) | 1.95 | 15.22 | 876(1) | 2242(2) | 3118(1) | |
| 2 | | Katarina JOHNSON-THOMPSON | GBR | 3067 | -51 | 13.09 (+0.6) 1111(5) | 1.95 | 13.86 | 785(8) | 2282(1) | 3067(2) | |
| 3 | | Annie KUNZ | USA | 2895 | -223 | 13.27 (+0.6) 1084(8) | 1.80 | 14.58 | 833(3) | 2062(6) | 2895(3) | |
| 4 | | Nadine BROERSEN | NED | 2894 | -224 | 13.61 (+0.6) 1034(15) | 1.83 | 14.75 | 844(2) | 2050(7) | 2894(4) | |
| 5 | | Erica BOUGARD | USA | 2862 | -256 | 13.01 (+0.4) 1123(3) | 1.86 | 12.36 | 685(18) | 2177(3) | 2862(5) | |
| 6 | | Kendell WILLIAMS | USA | 2838 | -280 | 12.58 (+0.4) 1189(1) | 1.77 | 12.71 | 708(16) | 2130(4) | 2838(6) | |
| 7 | | Verena PREINER | AUT | 2836 | -282 | 13.25 (+0.6) 1087(7) | 1.77 | 14.21 | 808(5) | 2028(9) | 2836(7) | |
| 8 | | Odite AHOUANWANOU | BEN | 2802 | -316 | 13.45 (+0.4) 1058(11) | 1.77 | 14.13 | 803(6) | 1999(12) | 2802(8) | |
| 9 | | Chari HAWKINS | USA | 2798 | -320 | 13.23 (+0.4) 1090(6) | 1.77 | 13.59 | 767(12) | 2031(8) | 2798(9) | |
| 10 | | Solène NDAMA | FRA | 2780 | -338 | 12.90 (+0.4) 1140(2) | 1.71 | 13.68 | 773(10) | 2007(11) | 2780(10) | |
| 11 | | Maria HUNTINGTON | FIN | 2768 | -350 | 13.32 (+0.4) 1077(9) | 1.83 | 12.21 | 675(19) | 2093(5) | 2768(11) | |
| 12 | | Marthe KOALA | BUR | 2766 | -352 | 13.05 (+0.4) 1117(4) | 1.74 | 13.28 | 746(14) | 2020(10) | 2766(12) | |
| 13 | | Anouk VETTER | NED | 2747 | -371 | 13.55 (+0.5) 1043(13) | 1.74 | 14.10 | 801(7) | 1946(16) | 2747(13) | |
| 14 | | Noor VIDTS | BEL | 2744 | -374 | 13.58 (+0.6) 1039(14) | 1.77 | 13.55 | 764(13) | 1980(13) | 2744(14) | |
| 15 | | Emma OOSTERWEGEL | NED | 2743 | -375 | 13.65 (+0.5) 1028(16) | 1.77 | 13.70 | 774(9) | 1969(14) | 2743(15) | |
| 16 | | Géraldine RUCKSTUHL | SUI | 2681 | -437 | 13.84 (+0.5) 1001(17) | 1.71 | 14.28 | 813(4) | 1868(17) | 2681(16) | |
| 17 | | Kateřina CACHOVÁ | CZE | 2658 | -460 | 13.47 (+0.5) 1055(12) | 1.74 | 12.58 | 700(17) | 1958(15) | 2658(17) | |

HEPTATHLON SUMMARY AFTER 3 EVENTS

ATHLETE KUNZ (USA) FIRST ATTEMPT REVISED

2-3-4 October 2019



| PLACE | BIB | NAME | COUNTRY | POINTS | POINTS BEHIND LEADER | 100 Metres Hurdles | High Jump | Shot Put | 200 Metres | Long Jump | Javelin Throw | 800 Metres |
|-------|-----|--------------------|---------|--------|----------------------|-------------------------|-----------|----------|------------|-----------|---------------|------------|
| 18 | | Ekaterina VORONINA | UZB | 2639 | -479 | 14.64 (+0.5) 890(19) | 1.80 | 13.66 | 978(7) | 771(11) | 1868(17) | 2639(18) |
| 19 | | Hanne MAUDENS | BEL | 2595 | -523 | 13.90 (+0.5) 993(18) | 1.71 | 13.12 | 867(19) | 735(15) | 1860(19) | 2595(19) |
| | | Ivona DADIC | AUT | DNF | | DQ 0 | DNS | | | | | |

SUMMARY



200 Metres Women - Heptathlon

| RECORDS | RESULT | NAME | COUNTRY | AGE | VENUE | DATE | | | | |
|------------------------|------------|-------|----------------------|-----------|-------|---------------------------------------|-------------|--|-------------|-----------|
| World Heptathlon Best | WHB | 22.30 | Jackie JOYNER-KERSEE | USA | 26 | Indianapolis (University Stadium), IN | 15 Jul 1988 | | | |
| Champ. Heptathlon Best | CHB | 22.84 | Dafne SCHIPPERS | NED | 21 | Moskva (Luzhniki) | 12 Aug 2013 | | | |
| Area Record | AR | | National Record | NR | | Personal Best | PB | | Season Best | SB |

2 October 2019

| RANK | PLACE | HEAT | LANE | BIB | NAME | COUNTRY | DATE of BIRTH | RESULT | WIND | POINTS | TOTAL |
|------|-------|------|------|-----|---------------------------|---------|---------------|--------------|----------------|-------------|-------|
| 1 | 1 | 3 | 4 | | Katarina JOHNSON-THOMPSON | GBR | 9 Jan 93 | 23.08 | SB +1.0 | 1071 | 4138 |
| 2 | 2 | 3 | 3 | | Kendell WILLIAMS | USA | 14 Jun 95 | 23.62 | SB +1.0 | 1017 | 3855 |
| 3 | 1 | 2 | 6 | | Hanne MAUDENS | BEL | 12 Mar 97 | 23.81 | PB +1.0 | 999 | 3594 |
| 4 | 3 | 3 | 5 | | Erica BOUGARD | USA | 26 Jul 93 | 23.89 | +1.0 | 991 | 3853 |
| 5 | 4 | 3 | 6 | | Verena PREINER | AUT | 1 Feb 95 | 23.96 | PB +1.0 | 985 | 3821 |
| 6 | 5 | 3 | 8 | | Odile AHOUANWANOU | BEN | 5 Jan 91 | 24.05 | +1.0 | 976 | 3778 |
| 7 | 6 | 3 | 7 | | Marthe KOALA | BUR | 8 Mar 94 | 24.29 | +1.0 | 953 | 3719 |
| 8 | 2 | 2 | 8 | | Solène NDAMA | FRA | 23 Sep 98 | 24.34 | +1.0 | 948 | 3728 |
| 9 | 3 | 2 | 5 | | Annie KUNZ | USA | 16 Feb 93 | 24.37 | +1.0 | 945 | 3840 |
| 10 | 4 | 2 | 4 | | Anouk VETTER | NED | 4 Feb 93 | 24.43 | +1.0 | 940 | 3687 |
| 11 | 5 | 2 | 7 | | Noor VIDTS | BEL | 30 May 96 | 24.46 | +1.0 | 937 | 3681 |
| 12 | 1 | 1 | 6 | | Nafissatou THIAM | BEL | 19 Aug 94 | 24.60 | +1.0 | 924 | 4042 |
| 13 | 6 | 2 | 2 | | Maria HUNTINGTON | FIN | 13 Mar 97 | 24.72 | +1.0 | 913 | 3681 |
| 14 | 7 | 2 | 3 | | Chari HAWKINS | USA | 21 May 91 | 24.81 | +1.0 | 904 | 3702 |
| 15 | 2 | 1 | 7 | | Kateřina CACHOVÁ | CZE | 26 Feb 90 | 24.95 | +1.0 | 891 | 3549 |
| 16 | 3 | 1 | 4 | | Ekaterina VORONINA | UZB | 16 Feb 92 | 25.03 | +1.0 | 884 | 3523 |
| 17 | 4 | 1 | 8 | | Emma OOSTERWEGEL | NED | 29 Jun 98 | 25.10 | +1.0 | 878 | 3621 |
| 18 | 5 | 1 | 5 | | Géraldine RUCKSTUHL | SUI | 24 Feb 98 | 25.21 | +1.0 | 868 | 3549 |
| 19 | 6 | 1 | 3 | | Nadine BROERSEN | NED | 29 Apr 90 | 25.28 | +1.0 | 861 | 3755 |
| | | | 3 | 2 | Ivona DADIC | AUT | 29 Dec 93 | DNS | +1.0 | | 0 |

RESULTS



200 Metres Women - Heptathlon

| RECORDS | RESULT NAME | COUNTRY | AGE | VENUE | DATE |
|-----------------------------------|-----------------------------------|---------|-----|---------------------------------------|-------------|
| World Heptathlon Best WHB | 22.30 Jackie JOYNER-KERSEE | USA | 26 | Indianapolis (University Stadium), IN | 15 Jul 1988 |
| Champ. Heptathlon Best CHB | 22.84 Dafne SCHIPPERS | NED | 21 | Moskva (Luzhniki) | 12 Aug 2013 |

Area Record **AR**

National Record **NR**

Personal Best **PB**

Season Best **SB**

Heat 1

3

2 October 2019 21:52 START TIME

26° C TEMPERATURE 59 % HUMIDITY

+1.0m/s WIND

| PLACE | NAME | COUNTRY | DATE of BIRTH | LANE | RESULT | REACTION | Fr | POINTS | TOTAL |
|-------|----------------------------|---------|---------------|------|--------------|----------|----|------------|-------|
| 1 | Nafissatou THIAM | BEL | 19 Aug 94 | 6 | 24.60 | 0.170 | | 924 | 4042 |
| 2 | Kateřina CACHOVÁ | CZE | 26 Feb 90 | 7 | 24.95 | 0.161 | | 891 | 3549 |
| 3 | Ekaterina VORONINA | UZB | 16 Feb 92 | 4 | 25.03 | 0.195 | | 884 | 3523 |
| 4 | Emma OOSTERWEGEL | NED | 29 Jun 98 | 8 | 25.10 | 0.191 | | 878 | 3621 |
| 5 | Géraldine RUCKSTUHL | SUI | 24 Feb 98 | 5 | 25.21 | 0.153 | | 868 | 3549 |
| 6 | Nadine BROERSEN | NED | 29 Apr 90 | 3 | 25.28 | 0.160 | | 861 | 3755 |

Heat 2

3

2 October 2019 21:59 START TIME

26° C TEMPERATURE 59 % HUMIDITY

+1.0m/s WIND

| PLACE | NAME | COUNTRY | DATE of BIRTH | LANE | RESULT | REACTION | Fr | POINTS | TOTAL |
|-------|-------------------------|---------|---------------|------|--------------|-----------------|----|------------|-------|
| 1 | Hanne MAUDENS | BEL | 12 Mar 97 | 6 | 23.81 | PB 0.177 | | 999 | 3594 |
| 2 | Solène NDAMA | FRA | 23 Sep 98 | 8 | 24.34 | 0.165 | | 948 | 3728 |
| 3 | Annie KUNZ | USA | 16 Feb 93 | 5 | 24.37 | 0.194 | | 945 | 3840 |
| 4 | Anouk VETTER | NED | 4 Feb 93 | 4 | 24.43 | 0.157 | | 940 | 3687 |
| 5 | Noor VIDTS | BEL | 30 May 96 | 7 | 24.46 | 0.167 | | 937 | 3681 |
| 6 | Maria HUNTINGTON | FIN | 13 Mar 97 | 2 | 24.72 | 0.209 | | 913 | 3681 |
| 7 | Chari HAWKINS | USA | 21 May 91 | 3 | 24.81 | 0.198 | | 904 | 3702 |

Heat 3

3

2 October 2019 22:05 START TIME

26° C TEMPERATURE 59 % HUMIDITY

+1.0m/s WIND

| PLACE | NAME | COUNTRY | DATE of BIRTH | LANE | RESULT | REACTION | Fr | POINTS | TOTAL |
|-------|----------------------------------|---------|---------------|------|--------------|-----------------|----|-------------|-------|
| 1 | Katarina JOHNSON-THOMPSON | GBR | 9 Jan 93 | 4 | 23.08 | SB 0.200 | | 1071 | 4138 |
| 2 | Kendell WILLIAMS | USA | 14 Jun 95 | 3 | 23.62 | SB 0.192 | | 1017 | 3855 |
| 3 | Erica BOUGARD | USA | 26 Jul 93 | 5 | 23.89 | 0.211 | | 991 | 3853 |
| 4 | Verena PREINER | AUT | 1 Feb 95 | 6 | 23.96 | PB 0.206 | | 985 | 3821 |
| 5 | Odile AHOUANWANOU | BEN | 5 Jan 91 | 8 | 24.05 | 0.214 | | 976 | 3778 |
| 6 | Marthe KOALA | BUR | 8 Mar 94 | 7 | 24.29 | 0.201 | | 953 | 3719 |
| | Ivona DADIC | AUT | 29 Dec 93 | 2 | DNS | | | | 0 |

SUMMARY



High Jump Women - Heptathlon

| RECORDS | RESULT | NAME | COUNTRY | AGE | VENUE | DATE | | |
|------------------------|------------|------|--------------------|-----------|---------------|-------------------------------------|-------------|-----------|
| World Heptathlon Best | WHB | 2.02 | Nafissatou THIAM | BEL | 25 | Talence (FRA) 22 Jun 2019 | | |
| Champ. Heptathlon Best | CHB | 1.95 | Carolina KLÜFT | SWE | 24 | Osaka (Nagai Stadium) 25 Aug 2007 | | |
| Champ. Heptathlon Best | CHB | 1.95 | Nafissatou THIAM | BEL | 23 | London (Olympic Stadium) 5 Aug 2017 | | |
| Champ. Heptathlon Best | CHB | 1.95 | Yorgelis RODRÍGUEZ | CUB | 22 | London (Olympic Stadium) 5 Aug 2017 | | |
| Area Record | AR | | National Record | NR | Personal Best | PB | Season Best | SB |

2 October 2019

| RANK | PLACE | GROUP | BIB | NAME | COUNTRY | DATE of BIRTH | RESULT | | POINTS | TOTAL |
|------|-------|-------|-----|---------------------------|---------|---------------|-------------|------------|--------|-------|
| 1 | 1 | A | | Katarina JOHNSON-THOMPSON | GBR | 9 Jan 93 | 1.95 | CHB | 1171 | 2282 |
| 2 | 2 | A | | Nafissatou THIAM | BEL | 19 Aug 94 | 1.95 | CHB | 1171 | 2242 |
| 3 | 3 | A | | Erica BOUGARD | USA | 26 Jul 93 | 1.86 | | 1054 | 2177 |
| 4 | 4 | A | | Maria HUNTINGTON | FIN | 13 Mar 97 | 1.83 | | 1016 | 2093 |
| 5 | 5 | A | | Nadine BROERSEN | NED | 29 Apr 90 | 1.83 | SB | 1016 | 2050 |
| 6 | 1 | B | | Annie KUNZ | USA | 16 Feb 93 | 1.80 | SB | 978 | 2062 |
| 7 | 6 | A | | Ekaterina VORONINA | UZB | 16 Feb 92 | 1.80 | | 978 | 1868 |
| 8 | 2 | B | | Chari HAWKINS | USA | 21 May 91 | 1.77 | | 941 | 2031 |
| 8 | 7 | A | | Noor VIDTS | BEL | 30 May 96 | 1.77 | | 941 | 1980 |
| 10 | 3 | B | | Verena PREINER | AUT | 1 Feb 95 | 1.77 | | 941 | 2028 |
| 10 | 8 | A | | Kendell WILLIAMS | USA | 14 Jun 95 | 1.77 | | 941 | 2130 |
| 12 | 4 | B | | Odile AHOUANWANOU | BEN | 5 Jan 91 | 1.77 | SB | 941 | 1999 |
| 13 | 5 | B | | Emma OOSTERWEGEL | NED | 29 Jun 98 | 1.77 | PB | 941 | 1969 |
| 14 | 6 | B | | Marthe KOALA | BUR | 8 Mar 94 | 1.74 | | 903 | 2020 |
| 15 | 7 | B | | Anouk VETTER | NED | 4 Feb 93 | 1.74 | | 903 | 1946 |
| 15 | 7 | B | | Kateřina CACHOVÁ | CZE | 26 Feb 90 | 1.74 | SB | 903 | 1958 |
| 17 | 9 | A | | Géraldine RUCKSTUHL | SUI | 24 Feb 98 | 1.71 | | 867 | 1868 |
| 17 | 9 | B | | Solène NDAMA | FRA | 23 Sep 98 | 1.71 | | 867 | 2007 |
| 19 | 10 | B | | Hanne MAUDENS | BEL | 12 Mar 97 | 1.71 | | 867 | 1860 |
| | | A | | Ivona DADIC | AUT | 29 Dec 93 | DNS | | | 0 |

RESULTS

High Jump Women - Heptathlon



| RECORDS | RESULT NAME | COUNTRY | AGE | VENUE | DATE |
|-----------------------------------|--------------------------------|-------------------------|-----------------------|--------------------------|-------------|
| World Heptathlon Best WHB | 2.02 Nafissatou THIAM | BEL | 25 | Talence (FRA) | 22 Jun 2019 |
| Champ. Heptathlon Best CHB | 1.95 Carolina KLÜFT | SWE | 24 | Osaka (Nagai Stadium) | 25 Aug 2007 |
| Champ. Heptathlon Best CHB | 1.95 Nafissatou THIAM | BEL | 23 | London (Olympic Stadium) | 5 Aug 2017 |
| Champ. Heptathlon Best CHB | 1.95 Yorgelis RODRÍGUEZ | CUB | 22 | London (Olympic Stadium) | 5 Aug 2017 |
| Area Record AR | National Record NR | Personal Best PB | Season Best SB | | |

Group A

2 October 2019 18:14 START TIME 26° C 59 %
TEMPERATURE HUMIDITY
19:46 END TIME 26° C 59 %

| PLACE | NAME | COUNTRY | DATE of BIRTH | ORDER | RESULT | 1.65 | 1.68 | 1.71 | 1.74 | 1.77 | 1.80 | 1.83 | 1.86 | 1.89 | 1.92 | 1.95 | POINTS | TOTAL |
|-------|---------------------------|---------|---------------|-------|------------------------|------|------|------|------|------|------|------|------|------|------|------|--------|-------|
| 1 | Katarina JOHNSON-THOMPSON | GBR | 9 Jan 93 | 8 | 1.95 CHB | - | - | - | - | - | - | 0 | X0 | 0 | X0 | 0 | 1171 | 2282 |
| 2 | Nafissatou THIAM | BEL | 19 Aug 94 | 2 | 1.95 CHB | XXX | - | - | - | - | - | X0 | 0 | X0 | 0 | X0 | 1171 | 2242 |
| 3 | Erica BOUGARD | USA | 26 Jul 93 | 5 | 1.86 | - | - | - | 0 | XX0 | XX0 | 0 | X0 | XXX | | | 1054 | 2177 |
| 4 | Maria HUNTINGTON | FIN | 13 Mar 97 | 1 | 1.83 | - | - | - | 0 | X0 | X0 | 0 | XXX | | | | 1016 | 2093 |
| 5 | Nadine BROERSEN | NED | 29 Apr 90 | 9 | 1.83 SB | - | - | 0 | 0 | 0 | 0 | X0 | XXX | | | | 1016 | 2050 |
| 6 | Ekaterina VORONINA | UZB | 16 Feb 92 | 10 | 1.80 | - | 0 | 0 | 0 | X0 | XX0 | XXX | | | | | 978 | 1868 |
| 7 | Noor VIDTS | BEL | 30 May 96 | 7 | 1.77 | - | 0 | 0 | 0 | 0 | XXX | | | | | | 941 | 1980 |
| 8 | Kendell WILLIAMS | USA | 14 Jun 95 | 3 | 1.77 | - | - | 0 | 0 | X0 | XXX | | | | | | 941 | 2130 |
| 9 | Géraldine RUCKSTUHL | SUI | 24 Feb 98 | 4 | 1.71 | XX0 | 0 | 0 | XXX | | | | | | | | 867 | 1868 |
| | Ivona DADIC | AUT | 29 Dec 93 | 6 | DNS | | | | | | | | | | | | | 0 |

Group B

2 October 2019 18:15 START TIME 26° C 59 %
TEMPERATURE HUMIDITY
19:31 END TIME 26° C 59 %

| PLACE | NAME | COUNTRY | DATE of BIRTH | ORDER | RESULT | 1.56 | 1.59 | 1.62 | 1.65 | 1.68 | 1.71 | 1.74 | 1.77 | 1.80 | 1.83 | POINTS | TOTAL |
|-------|-------------------|---------|---------------|-------|-----------------------|------|------|------|------|------|------|------|------|------|------|--------|-------|
| 1 | Annie KUNZ | USA | 16 Feb 93 | 10 | 1.80 SB | - | - | - | 0 | 0 | 0 | X0 | X0 | 0 | XXX | 978 | 2062 |
| 2 | Chari HAWKINS | USA | 21 May 91 | 2 | 1.77 | - | - | - | - | 0 | 0 | 0 | XXX | | | 941 | 2031 |
| 3 | Verena PREINER | AUT | 1 Feb 95 | 6 | 1.77 | - | - | - | 0 | 0 | 0 | 0 | X0 | XXX | | 941 | 2028 |
| 4 | Odile AHOUANWANOU | BEN | 5 Jan 91 | 3 | 1.77 SB | - | - | - | 0 | 0 | 0 | XX0 | X0 | XXX | | 941 | 1999 |
| 5 | Emma OOSTERWEGEL | NED | 29 Jun 98 | 9 | 1.77 PB | - | - | - | 0 | 0 | 0 | X0 | XX0 | XXX | | 941 | 1969 |
| 6 | Marthe KOALA | BUR | 8 Mar 94 | 8 | 1.74 | - | - | - | 0 | 0 | X0 | 0 | XXX | | | 903 | 2020 |
| 7 | Kateřina CACHOVÁ | CZE | 26 Feb 90 | 7 | 1.74 SB | - | 0 | 0 | X0 | 0 | X0 | X0 | XXX | | | 903 | 1958 |
| 7 | Anouk VETTER | NED | 4 Feb 93 | 1 | 1.74 | - | - | - | 0 | 0 | XX0 | X0 | XXX | | | 903 | 1946 |
| 9 | Solène NDAMA | FRA | 23 Sep 98 | 4 | 1.71 | - | - | 0 | X0 | X0 | 0 | XXX | | | | 867 | 2007 |
| 10 | Hanne MAUDENS | BEL | 12 Mar 97 | 5 | 1.71 | - | - | - | 0 | 0 | X0 | XXX | | | | 867 | 1860 |

RESULTS
High Jump Women - Heptathlon



HEPTATHLON SUMMARY AFTER 4 EVENTS

| RECORDS | RESULT | NAME | COUNTRY | AGE | VENUE | DATE |
|--------------------------------|--------|----------------------|---------|-----|-------------------------|-------------|
| World Record WR | 7291 | Jackie JOYNER-KERSEE | USA | 26 | Seoul (Olympic Stadium) | 24 Sep 1988 |
| Championships Record CR | 7128 | Jackie JOYNER-KERSEE | USA | 25 | Roma (Stadio Olimpico) | 1 Sep 1987 |
| World Leading WL | 6819 | Nafissatou THIAM | BEL | 25 | Talence (FRA) | 23 Jun 2019 |

2-3-4 October 2019



| PLACE | BIB | NAME | COUNTRY | POINTS | POINTS BEHIND LEADER | 100 Metres Hurdles | High Jump | Shot Put | 200 Metres | Long Jump | Javelin Throw | 800 Metres |
|-------|-----|---------------------------|---------|-------------|----------------------|--------------------------|------------------------------------|-------------------------------------|--|-----------|---------------|------------|
| 1 | | Katarina JOHNSON-THOMPSON | GBR | 4138 | | 13.09 (+0.6) 1111(5) | 1.95 1171(1) 2282(1) | 13.86 785(8) 3067(2) | 23.08 (+1.0) 1071(1) 4138(1) | | | |
| 2 | | Nafissatou THIAM | BEL | 4042 | -96 | 13.36 (+0.6) 1071(10) | 1.95 1171(2) 2242(2) | 15.22 876(1) 3118(1) | 24.60 (+1.0) 924(12) 4042(2) | | | |
| 3 | | Kendell WILLIAMS | USA | 3855 | -283 | 12.58 (+0.4) 1189(1) | 1.77 941(10) 2130(4) | 12.71 708(16) 2838(6) | 23.62 (+1.0) 1017(2) 3855(3) | | | |
| 4 | | Erica BOUGARD | USA | 3853 | -285 | 13.01 (+0.4) 1123(3) | 1.86 1054(3) 2177(3) | 12.36 685(18) 2862(5) | 23.89 (+1.0) 991(4) 3853(4) | | | |
| 5 | | Annie KUNZ | USA | 3840 | -298 | 13.27 (+0.6) 1084(8) | 1.80 978(6) 2062(6) | 14.58 833(3) 2895(3) | 24.37 (+1.0) 945(9) 3840(5) | | | |
| 6 | | Verena PREINER | AUT | 3821 | -317 | 13.25 (+0.6) 1087(7) | 1.77 941(10) 2028(9) | 14.21 808(5) 2836(7) | 23.96 (+1.0) 985(5) 3821(6) | | | |
| 7 | | Odile AHOUANWANOU | BEN | 3778 | -360 | 13.45 (+0.4) 1058(11) | 1.77 941(12) 1999(12) | 14.13 803(6) 2802(8) | 24.05 (+1.0) 976(6) 3778(7) | | | |
| 8 | | Nadine BROERSEN | NED | 3755 | -383 | 13.61 (+0.6) 1034(15) | 1.83 1016(5) 2050(7) | 14.75 844(2) 2894(4) | 25.28 (+1.0) 861(19) 3755(8) | | | |
| 9 | | Solène NDAMA | FRA | 3728 | -410 | 12.90 (+0.4) 1140(2) | 1.71 867(17) 2007(11) | 13.68 773(10) 2780(10) | 24.34 (+1.0) 948(8) 3728(9) | | | |
| 10 | | Marthe KOALA | BUR | 3719 | -419 | 13.05 (+0.4) 1117(4) | 1.74 903(14) 2020(10) | 13.28 746(14) 2766(12) | 24.29 (+1.0) 953(7) 3719(10) | | | |
| 11 | | Chari HAWKINS | USA | 3702 | -436 | 13.23 (+0.4) 1090(6) | 1.77 941(8) 2031(8) | 13.59 767(12) 2798(9) | 24.81 (+1.0) 904(14) 3702(11) | | | |
| 12 | | Anouk VETTER | NED | 3687 | -451 | 13.55 (+0.5) 1043(13) | 1.74 903(15) 1946(16) | 14.10 801(7) 2747(13) | 24.43 (+1.0) 940(10) 3687(12) | | | |
| 13 | | Maria HUNTINGTON | FIN | 3681 | -457 | 13.32 (+0.4) 1077(9) | 1.83 1016(4) 2093(5) | 12.21 675(19) 2768(11) | 24.72 (+1.0) 913(13) 3681(13) | | | |
| 13 | | Noor VIDTS | BEL | 3681 | -457 | 13.58 (+0.6) 1039(14) | 1.77 941(8) 1980(13) | 13.55 764(13) 2744(14) | 24.46 (+1.0) 937(11) 3681(13) | | | |
| 15 | | Emma OOSTERWEGEL | NED | 3621 | -517 | 13.65 (+0.5) 1028(16) | 1.77 941(13) 1969(14) | 13.70 774(9) 2743(15) | 25.10 (+1.0) 878(17) 3621(15) | | | |
| 16 | | Hanne MAUDENS | BEL | 3594 | -544 | 13.90 (+0.5) 993(18) | 1.71 867(19) 1860(19) | 13.12 735(15) 2595(19) | 23.81 (+1.0) 999(3) 3594(16) | | | |
| 17 | | Géraldine RUCKSTUHL | SUI | 3549 | -589 | 13.84 (+0.5) 1001(17) | 1.71 867(17) 1868(17) | 14.28 813(4) 2681(16) | 25.21 (+1.0) 868(18) 3549(17) | | | |

HEPTATHLON SUMMARY AFTER 4 EVENTS

2-3-4 October 2019



| PLACE | BIB | NAME | COUNTRY | POINTS | POINTS BEHIND LEADER | 100 Metres Hurdles | High Jump | Shot Put | 200 Metres | Long Jump | Javelin Throw | 800 Metres |
|-------|-----|--------------------|---------|--------|----------------------|--------------------------|-----------------|------------------|-------------------------|-----------|---------------|------------|
| 17 | | Kateřina CACHOVÁ | CZE | 3549 | -589 | 13.47 (+0.5) 1055(12) | 1.74 903(15) | 12.58 700(17) | 24.95 (+1.0) 891(15) | | | |
| | | | | | | | 1958(15) | 2658(17) | 3549(17) | | | |
| 19 | | Ekaterina VORONINA | UZB | 3523 | -615 | 14.64 (+0.5) 890(19) | 1.80 978(7) | 13.66 771(11) | 25.03 (+1.0) 884(16) | | | |
| | | | | | | | 1868(17) | 2639(18) | 3523(19) | | | |
| | | Ivona DADIC | AUT | DNF | | DQ 0 | DNS | | | | | |

SUMMARY



Long Jump Women - Heptathlon

| RECORDS | RESULT | NAME | COUNTRY | AGE | VENUE | DATE | |
|------------------------|------------|---------------------------|-----------|---------------|-------------------------|-------------|-----------|
| World Heptathlon Best | WHB | 7.27 Jackie JOYNER-KERSEE | USA | 26 | Seoul (Olympic Stadium) | 24 Sep 1988 | |
| Champ. Heptathlon Best | CHB | 7.14 Jackie JOYNER-KERSEE | USA | 25 | Roma (Stadio Olimpico) | 1 Sep 1987 | |
| Area Record | AR | National Record | NR | Personal Best | PB | Season Best | SB |

3 October 2019

| RANK | PLACE | GROUP | BIB | NAME | COUNTRY | DATE of BIRTH | RESULT | WIND | POINTS | TOTAL |
|------|-------|-------|-----|---------------------------|---------|---------------|-------------|----------------|-------------|-------|
| 1 | 1 | A | | Katarina JOHNSON-THOMPSON | GBR | 9 Jan 93 | 6.77 | +0.2 | 1095 | 5233 |
| 2 | 2 | A | | Marthe KOALA | BUR | 8 Mar 94 | 6.44 | +0.4 | 988 | 4707 |
| 3 | 3 | A | | Hanne MAUDENS | BEL | 12 Mar 97 | 6.41 | +0.1 | 978 | 4572 |
| 4 | 4 | A | | Nafissatou THIAM | BEL | 19 Aug 94 | 6.40 | +0.7 | 975 | 5017 |
| 5 | 5 | A | | Verena PREINER | AUT | 1 Feb 95 | 6.36 | PB +0.4 | 962 | 4783 |
| 6 | 6 | A | | Kendell WILLIAMS | USA | 14 Jun 95 | 6.28 | -0.4 | 937 | 4792 |
| 7 | 1 | B | | Nadine BROERSEN | NED | 29 Apr 90 | 6.22 | +0.5 | 918 | 4673 |
| 8 | 7 | A | | Erica BOUGARD | USA | 26 Jul 93 | 6.21 | +0.1 | 915 | 4768 |
| 9 | 2 | B | | Anouk VETTER | NED | 4 Feb 93 | 6.20 | +0.6 | 912 | 4599 |
| 10 | 8 | A | | Noor VIDTS | BEL | 30 May 96 | 6.11 | +0.6 | 883 | 4564 |
| 11 | 3 | B | | Odile AHOUANWANOU | BEN | 5 Jan 91 | 6.00 | PB -0.2 | 850 | 4628 |
| 12 | 9 | A | | Solène NDAMA | FRA | 23 Sep 98 | 5.98 | -0.1 | 843 | 4571 |
| 13 | 4 | B | | Chari HAWKINS | USA | 21 May 91 | 5.95 | +0.8 | 834 | 4536 |
| 14 | 5 | B | | Annie KUNZ | USA | 16 Feb 93 | 5.95 | +0.1 | 834 | 4674 |
| 15 | 6 | B | | Emma OOSTERWEGEL | NED | 29 Jun 98 | 5.87 | +0.2 | 810 | 4431 |
| 16 | 7 | B | | Ekaterina VORONINA | UZB | 16 Feb 92 | 5.83 | +0.4 | 798 | 4321 |
| 17 | 8 | B | | Kateřina CACHOVÁ | CZE | 26 Feb 90 | 5.79 | +0.4 | 786 | 4335 |
| 18 | 9 | B | | Géraldine RUCKSTUHL | SUI | 24 Feb 98 | 5.73 | +0.6 | 768 | 4317 |
| | | A | | Maria HUNTINGTON | FIN | 13 Mar 97 | DNS | | | 0 |

RESULTS

Long Jump Women - Heptathlon



| RECORDS | RESULT NAME | COUNTRY | AGE | VENUE | DATE |
|-----------------------------------|----------------------------------|-------------------------|-----------------------|-------------------------|-------------|
| World Heptathlon Best WHB | 7.27 Jackie JOYNER-KERSEE | USA | 26 | Seoul (Olympic Stadium) | 24 Sep 1988 |
| Champ. Heptathlon Best CHB | 7.14 Jackie JOYNER-KERSEE | USA | 25 | Roma (Stadio Olimpico) | 1 Sep 1987 |
| Area Record AR | National Record NR | Personal Best PB | Season Best SB | | |

Group A

3 October 2019 18:19 START TIME 26° C 61 %
TEMPERATURE HUMIDITY
18:53 END TIME 26° C 61 %

| PLACE | NAME | COUNTRY | DATE of BIRTH | ORDER | RESULT | 1 | 2 | 3 | POINTS | TOTAL |
|-------|--------------------------|---------|---------------|-------|-------------------------------|--------------|--------------|--------------|-------------|-------|
| 1 | Katarina JOHNSON-THOMPSO | GBR | 9 Jan 93 | 9 | 6.77 +0.2 | 6.32 +0.2 | 6.77 +0.2 | X +0.3 | 1095 | 5233 |
| 2 | Marthe KOALA | BUR | 8 Mar 94 | 8 | 6.44 +0.4 | 6.44 +0.4 | X -0.2 | 6.30 +0.1 | 988 | 4707 |
| 3 | Hanne MAUDENS | BEL | 12 Mar 97 | 6 | 6.41 +0.1 | 6.41 +0.1 | 6.36 +0.1 | 6.29 +0.1 | 978 | 4572 |
| 4 | Nafissatou THIAM | BEL | 19 Aug 94 | 5 | 6.40 +0.7 | 6.25 +0.2 | 6.35 +0.3 | 6.40 +0.7 | 975 | 5017 |
| 5 | Verena PREINER | AUT | 1 Feb 95 | 7 | 6.36 PB +0.4 | 6.27 +0.4 | 6.36 +0.4 | 6.16 +0.5 | 962 | 4783 |
| 6 | Kendell WILLIAMS | USA | 14 Jun 95 | 1 | 6.28 -0.4 | X +0.3 | X +0.2 | 6.28 -0.4 | 937 | 4792 |
| 7 | Erica BOUGARD | USA | 26 Jul 93 | 2 | 6.21 +0.1 | 6.21 +0.1 | 6.19 +0.4 | 5.95 +0.2 | 915 | 4768 |
| 8 | Noor VIDTS | BEL | 30 May 96 | 4 | 6.11 +0.6 | 6.11 +0.6 | 5.82 +0.1 | 6.09 +0.9 | 883 | 4564 |
| 9 | Solène NDAMA | FRA | 23 Sep 98 | 10 | 5.98 -0.1 | 5.98 -0.1 | X +0.4 | 5.97 -0.1 | 843 | 4571 |
| | Maria HUNTINGTON | FIN | 13 Mar 97 | 3 | DNS | | | | | 0 |

Group B

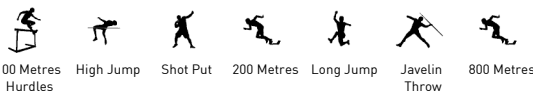
3 October 2019 18:19 START TIME 26° C 61 %
TEMPERATURE HUMIDITY
18:57 END TIME 26° C 61 %

| PLACE | NAME | COUNTRY | DATE of BIRTH | ORDER | RESULT | 1 | 2 | 3 | POINTS | TOTAL |
|-------|---------------------|---------|---------------|-------|-------------------------------|--------------|--------------|--------------|------------|-------|
| 1 | Nadine BROERSEN | NED | 29 Apr 90 | 1 | 6.22 +0.5 | 6.22 +0.5 | 6.10 +0.2 | X +0.3 | 918 | 4673 |
| 2 | Anouk VETTER | NED | 4 Feb 93 | 6 | 6.20 +0.6 | 6.08 +0.4 | 6.12 +0.3 | 6.20 +0.6 | 912 | 4599 |
| 3 | Odite AHOUANWANOU | BEN | 5 Jan 91 | 7 | 6.00 PB -0.2 | 5.34 +0.4 | 6.00 -0.2 | X +0.1 | 850 | 4628 |
| 4 | Chari HAWKINS | USA | 21 May 91 | 9 | 5.95 +0.8 | 5.95 +0.8 | 5.88 0.0 | X -0.2 | 834 | 4536 |
| 5 | Annie KUNZ | USA | 16 Feb 93 | 4 | 5.95 +0.1 | 5.75 +0.1 | X +0.2 | 5.95 +0.1 | 834 | 4674 |
| 6 | Emma OOSTERWEGEL | NED | 29 Jun 98 | 3 | 5.87 +0.2 | 5.75 +0.4 | 5.65 +0.1 | 5.87 +0.2 | 810 | 4431 |
| 7 | Ekaterina VORONINA | UZB | 16 Feb 92 | 5 | 5.83 +0.4 | X +0.3 | 5.83 +0.4 | 5.82 +0.2 | 798 | 4321 |
| 8 | Kateřina CACHOVÁ | CZE | 26 Feb 90 | 8 | 5.79 +0.4 | 5.79 +0.4 | 5.68 0.0 | 5.52 +0.1 | 786 | 4335 |
| 9 | Géraldine RUCKSTUHL | SUI | 24 Feb 98 | 2 | 5.73 +0.6 | 5.51 +0.2 | 5.73 +0.6 | 5.54 +0.4 | 768 | 4317 |

HEPTATHLON SUMMARY AFTER 5 EVENTS

| RECORDS | RESULT | NAME | COUNTRY | AGE | VENUE | DATE |
|--------------------------------|--------|----------------------|---------|-----|-------------------------|-------------|
| World Record WR | 7291 | Jackie JOYNER-KERSEE | USA | 26 | Seoul (Olympic Stadium) | 24 Sep 1988 |
| Championships Record CR | 7128 | Jackie JOYNER-KERSEE | USA | 25 | Roma (Stadio Olimpico) | 1 Sep 1987 |
| World Leading WL | 6819 | Nafissatou THIAM | BEL | 25 | Talence (FRA) | 23 Jun 2019 |

2-3-4 October 2019



| PLACE | BIB | NAME | COUNTRY | POINTS | POINTS BEHIND LEADER | 100 Metres Hurdles | High Jump | Shot Put | 200 Metres | Long Jump | Javelin Throw | 800 Metres |
|-------|-----|---------------------------|---------|-------------|----------------------|--------------------------|-----------------------------|------------------------------|-------------------------------------|------------------------------------|---------------|------------|
| 1 | | Katarina JOHNSON-THOMPSON | GBR | 5233 | | 13.09 (+0.6) 1111(5) | 1.95 1171(1) 2282(1) | 13.86 785(8) 3067(2) | 23.08 (+1.0) 1071(1) 4138(1) | 6.77 (+0.2) 1095(1) 5233(1) | | |
| 2 | | Nafissatou THIAM | BEL | 5017 | -216 | 13.36 (+0.6) 1071(10) | 1.95 1171(2) 2242(2) | 15.22 876(1) 3118(1) | 24.60 (+1.0) 924(12) 4042(2) | 6.40 (+0.7) 975(4) 5017(2) | | |
| 3 | | Kendell WILLIAMS | USA | 4792 | -441 | 12.58 (+0.4) 1189(1) | 1.77 941(10) 2130(4) | 12.71 708(16) 2838(6) | 23.62 (+1.0) 1017(2) 3855(3) | 6.28 (-0.4) 937(6) 4792(3) | | |
| 4 | | Verena PREINER | AUT | 4783 | -450 | 13.25 (+0.6) 1087(7) | 1.77 941(10) 2028(9) | 14.21 808(5) 2836(7) | 23.96 (+1.0) 985(5) 3821(6) | 6.36 (+0.4) 962(5) 4783(4) | | |
| 5 | | Erica BOUGARD | USA | 4768 | -465 | 13.01 (+0.4) 1123(3) | 1.86 1054(3) 2177(3) | 12.36 685(18) 2862(5) | 23.89 (+1.0) 991(4) 3853(4) | 6.21 (+0.1) 915(8) 4768(5) | | |
| 6 | | Marthe KOALA | BUR | 4707 | -526 | 13.05 (+0.4) 1117(4) | 1.74 903(14) 2020(10) | 13.28 746(14) 2766(12) | 24.29 (+1.0) 953(7) 3719(10) | 6.44 (+0.4) 988(2) 4707(6) | | |
| 7 | | Annie KUNZ | USA | 4674 | -559 | 13.27 (+0.6) 1084(8) | 1.80 978(6) 2062(6) | 14.58 833(3) 2895(3) | 24.37 (+1.0) 945(9) 3840(5) | 5.95 (+0.1) 834(14) 4674(7) | | |
| 8 | | Nadine BROERSEN | NED | 4673 | -560 | 13.61 (+0.6) 1034(15) | 1.83 1016(5) 2050(7) | 14.75 844(2) 2894(4) | 25.28 (+1.0) 861(19) 3755(8) | 6.22 (+0.5) 918(7) 4673(8) | | |
| 9 | | Odile AHOUANWANOU | BEN | 4628 | -605 | 13.45 (+0.4) 1058(11) | 1.77 941(12) 1999(12) | 14.13 803(6) 2802(8) | 24.05 (+1.0) 976(6) 3778(7) | 6.00 (-0.2) 850(11) 4628(9) | | |
| 10 | | Anouk VETTER | NED | 4599 | -634 | 13.55 (+0.5) 1043(13) | 1.74 903(15) 1946(16) | 14.10 801(7) 2747(13) | 24.43 (+1.0) 940(10) 3687(12) | 6.20 (+0.6) 912(9) 4599(10) | | |
| 11 | | Hanne MAUDENS | BEL | 4572 | -661 | 13.90 (+0.5) 993(18) | 1.71 867(19) 1860(19) | 13.12 735(15) 2595(19) | 23.81 (+1.0) 999(3) 3594(16) | 6.41 (+0.1) 978(3) 4572(11) | | |
| 12 | | Solène NDAMA | FRA | 4571 | -662 | 12.90 (+0.4) 1140(2) | 1.71 867(17) 2007(11) | 13.68 773(10) 2780(10) | 24.34 (+1.0) 948(8) 3728(9) | 5.98 (-0.1) 843(12) 4571(12) | | |
| 13 | | Noor VIDTS | BEL | 4564 | -669 | 13.58 (+0.6) 1039(14) | 1.77 941(8) 1980(13) | 13.55 764(13) 2744(14) | 24.46 (+1.0) 937(11) 3681(13) | 6.11 (+0.6) 883(10) 4564(13) | | |
| 14 | | Chari HAWKINS | USA | 4536 | -697 | 13.23 (+0.4) 1090(6) | 1.77 941(8) 2031(8) | 13.59 767(12) 2798(9) | 24.81 (+1.0) 904(14) 3702(11) | 5.95 (+0.8) 834(13) 4536(14) | | |
| 15 | | Emma OOSTERWEGEL | NED | 4431 | -802 | 13.65 (+0.5) 1028(16) | 1.77 941(13) 1969(14) | 13.70 774(9) 2743(15) | 25.10 (+1.0) 878(17) 3621(15) | 5.87 (+0.2) 810(15) 4431(15) | | |
| 16 | | Kateřina CACHOVÁ | CZE | 4335 | -898 | 13.47 (+0.5) 1055(12) | 1.74 903(15) 1958(15) | 12.58 700(17) 2658(17) | 24.95 (+1.0) 891(15) 3549(17) | 5.79 (+0.4) 786(17) 4335(16) | | |
| 17 | | Ekaterina VORONINA | UZB | 4321 | -912 | 14.64 (+0.5) 890(19) | 1.80 978(7) 1868(17) | 13.66 771(11) 2639(18) | 25.03 (+1.0) 884(16) 3523(19) | 5.83 (+0.4) 798(16) 4321(17) | | |

HEPTATHLON SUMMARY AFTER 5 EVENTS

2-3-4 October 2019



| PLACE | BIB | NAME | COUNTRY | POINTS | POINTS BEHIND LEADER | 100 Metres Hurdles | High Jump | Shot Put | 200 Metres | Long Jump | Javelin Throw | 800 Metres |
|-------|-----|---------------------|---------|--------|----------------------|--------------------------|----------------------------|------------------------------|-------------------------------------|------------------------------------|---------------|------------|
| 18 | | Géraldine RUCKSTUHL | SUI | 4317 | -916 | 13.84 (+0.5) 1001(17) | 1.71 1868(17) | 14.28 2681(16) | 25.21 (+1.0) 868(18) 3549(17) | 5.73 (+0.6) 768(18) 4317(18) | | |
| | | Maria HUNTINGTON | FIN | DNF | | 13.32 (+0.4) 1077(9) | 1.83 1016(4) 2093(5) | 12.21 675(19) 2768(11) | 24.72 (+1.0) 913(13) 3681(13) | DNS | | |
| | | Ivona DADIC | AUT | DNF | | DQ 0 | DNS | | | | | |

RESULTS



Javelin Throw Women - Heptathlon

| RECORDS | RESULT NAME | COUNTRY | AGE | VENUE | DATE |
|-----------------------------------|--------------------------------|-------------------------|-----------------------|----------------------------|-------------|
| World Heptathlon Best WHB | 60.90 Barbora ŠPOTÁKOVÁ | CZE | 31 | Talence (Stade de Thouars) | 16 Sep 2012 |
| Champ. Heptathlon Best CHB | 58.41 Anouk VETTER | NED | 24 | London (Olympic Stadium) | 6 Aug 2017 |
| Area Record AR | National Record NR | Personal Best PB | Season Best SB | | |

3 October 2019 20:09 START TIME 26° C TEMPERATURE 61 % HUMIDITY
20:58 END TIME 26° C 61 %

| PLACE | NAME | COUNTRY | DATE of BIRTH | ORDER | RESULT | 1 | 2 | 3 | POINTS | TOTAL |
|-------|---------------------------|---------|---------------|-------|------------------------|-------|-------|-------|------------|-------|
| 1 | Géraldine RUCKSTUHL | SUI | 24 Feb 98 | 11 | 55.35 | 52.50 | 53.20 | 55.35 | 964 | 5281 |
| 2 | Anouk VETTER | NED | 4 Feb 93 | 16 | 54.17 | 51.87 | 54.17 | X | 941 | 5540 |
| 3 | Emma OOSTERWEGEL | NED | 29 Jun 98 | 7 | 54.01 | 54.01 | 52.51 | 51.96 | 938 | 5369 |
| 4 | Ekaterina VORONINA | UZB | 16 Feb 92 | 4 | 51.60 | 48.81 | 51.60 | 51.53 | 891 | 5212 |
| 5 | Nadine BROERSEN | NED | 29 Apr 90 | 3 | 50.41 SB | 49.82 | 49.34 | 50.41 | 868 | 5541 |
| 6 | Nafissatou THIAM | BEL | 19 Aug 94 | 14 | 48.04 SB | X | 48.04 | - | 822 | 5839 |
| 7 | Odile AHOUANWANOU | BEN | 5 Jan 91 | 13 | 46.74 PB | 46.74 | 41.69 | X | 797 | 5425 |
| 8 | Verena PREINER | AUT | 1 Feb 95 | 5 | 46.68 | 43.39 | 45.30 | 46.68 | 796 | 5579 |
| 9 | Kateřina CACHOVÁ | CZE | 26 Feb 90 | 18 | 46.11 | 46.11 | 42.70 | 45.02 | 785 | 5120 |
| 10 | Kendell WILLIAMS | USA | 14 Jun 95 | 17 | 45.12 SB | X | 41.91 | 45.12 | 766 | 5558 |
| 11 | Katarina JOHNSON-THOMPSON | GBR | 9 Jan 93 | 6 | 43.93 PB | 42.21 | 43.93 | 40.55 | 743 | 5976 |
| 12 | Erica BOUGARD | USA | 26 Jul 93 | 8 | 43.48 | 40.34 | 43.48 | 42.76 | 734 | 5502 |
| 13 | Chari HAWKINS | USA | 21 May 91 | 10 | 40.07 | 40.07 | X | X | 669 | 5205 |
| 14 | Solène NDAMA | FRA | 23 Sep 98 | 19 | 37.62 PB | X | 34.55 | 37.62 | 622 | 5193 |
| 15 | Marthe KOALA | BUR | 8 Mar 94 | 2 | 37.59 | 37.59 | X | X | 621 | 5328 |
| 16 | Hanne MAUDENS | BEL | 12 Mar 97 | 12 | 36.22 | 34.98 | 36.22 | X | 595 | 5167 |
| 17 | Annie KUNZ | USA | 16 Feb 93 | 15 | 35.36 | X | 35.36 | 27.47 | 579 | 5253 |
| 18 | Noor VIDTS | BEL | 30 May 96 | 9 | 33.58 | 33.06 | 33.58 | 33.17 | 545 | 5109 |
| | Maria HUNTINGTON | FIN | 13 Mar 97 | 1 | DNS | | | | | 0 |

HEPTATHLON SUMMARY AFTER 6 EVENTS

| RECORDS | RESULT | NAME | COUNTRY | AGE | VENUE | DATE |
|--------------------------------|--------|----------------------|---------|-----|-------------------------|-------------|
| World Record WR | 7291 | Jackie JOYNER-KERSEE | USA | 26 | Seoul (Olympic Stadium) | 24 Sep 1988 |
| Championships Record CR | 7128 | Jackie JOYNER-KERSEE | USA | 25 | Roma (Stadio Olimpico) | 1 Sep 1987 |
| World Leading WL | 6819 | Nafissatou THIAM | BEL | 25 | Talence (FRA) | 23 Jun 2019 |

2-3-4 October 2019



| PLACE | BIB | NAME | COUNTRY | POINTS | POINTS BEHIND LEADER | 100 Metres Hurdles | High Jump | Shot Put | 200 Metres | Long Jump | Javelin Throw | 800 Metres |
|-------|-----|---------------------------|---------|--------|----------------------|--------------------------|-----------------------------|------------------------------|-------------------------------------|------------------------------------|------------------------------|------------|
| 1 | | Katarina JOHNSON-THOMPSON | GBR | 5976 | | 13.09 (+0.6) 1111(5) | 1.95 1171(1) 2282(1) | 13.86 785(8) 3067(2) | 23.08 (+1.0) 1071(1) 4138(1) | 6.77 (+0.2) 1095(1) 5233(1) | 43.93 743(11) 5976(1) | |
| 2 | | Nafissatou THIAM | BEL | 5839 | -137 | 13.36 (+0.6) 1071(10) | 1.95 1171(2) 2242(2) | 15.22 876(1) 3118(1) | 24.60 (+1.0) 924(12) 4042(2) | 6.40 (+0.7) 975(4) 5017(2) | 48.04 822(6) 5839(2) | |
| 3 | | Verena PREINER | AUT | 5579 | -397 | 13.25 (+0.6) 1087(7) | 1.77 941(10) 2028(9) | 14.21 808(5) 2836(7) | 23.96 (+1.0) 985(5) 3821(6) | 6.36 (+0.4) 962(5) 4783(4) | 46.68 796(8) 5579(3) | |
| 4 | | Kendell WILLIAMS | USA | 5558 | -418 | 12.58 (+0.4) 1189(1) | 1.77 941(10) 2130(4) | 12.71 708(16) 2838(6) | 23.62 (+1.0) 1017(2) 3855(3) | 6.28 (-0.4) 937(6) 4792(3) | 45.12 766(10) 5558(4) | |
| 5 | | Nadine BROERSEN | NED | 5541 | -435 | 13.61 (+0.6) 1034(15) | 1.83 1016(5) 2050(7) | 14.75 844(2) 2894(4) | 25.28 (+1.0) 861(19) 3755(8) | 6.22 (+0.5) 918(7) 4673(8) | 50.41 868(5) 5541(5) | |
| 6 | | Anouk VETTER | NED | 5540 | -436 | 13.55 (+0.5) 1043(13) | 1.74 903(15) 1946(16) | 14.10 801(7) 2747(13) | 24.43 (+1.0) 940(10) 3687(12) | 6.20 (+0.6) 912(9) 4599(10) | 54.17 941(2) 5540(6) | |
| 7 | | Erica BOUGARD | USA | 5502 | -474 | 13.01 (+0.4) 1123(3) | 1.86 1054(3) 2177(3) | 12.36 685(18) 2862(5) | 23.89 (+1.0) 991(4) 3853(4) | 6.21 (+0.1) 915(8) 4768(5) | 43.48 734(12) 5502(7) | |
| 8 | | Odite AHOUANWANOU | BEN | 5425 | -551 | 13.45 (+0.4) 1058(11) | 1.77 941(12) 1999(12) | 14.13 803(6) 2802(8) | 24.05 (+1.0) 976(6) 3778(7) | 6.00 (-0.2) 850(11) 4628(9) | 46.74 797(7) 5425(8) | |
| 9 | | Emma OOSTERWEGEL | NED | 5369 | -607 | 13.65 (+0.5) 1028(16) | 1.77 941(13) 1969(14) | 13.70 774(9) 2743(15) | 25.10 (+1.0) 878(17) 3621(15) | 5.87 (+0.2) 810(15) 4431(15) | 54.01 938(3) 5369(9) | |
| 10 | | Marthe KOALA | BUR | 5328 | -648 | 13.05 (+0.4) 1117(4) | 1.74 903(14) 2020(10) | 13.28 746(14) 2766(12) | 24.29 (+1.0) 953(7) 3719(10) | 6.44 (+0.4) 988(2) 4707(6) | 37.59 621(15) 5328(10) | |
| 11 | | Géraldine RUCKSTUHL | SUI | 5281 | -695 | 13.84 (+0.5) 1001(17) | 1.71 867(17) 1868(17) | 14.28 813(4) 2681(16) | 25.21 (+1.0) 868(18) 3549(17) | 5.73 (+0.6) 768(18) 4317(18) | 55.35 964(1) 5281(11) | |
| 12 | | Annie KUNZ | USA | 5253 | -723 | 13.27 (+0.6) 1084(8) | 1.80 978(6) 2062(6) | 14.58 833(3) 2895(3) | 24.37 (+1.0) 945(9) 3840(5) | 5.95 (+0.1) 834(14) 4674(7) | 35.36 579(17) 5253(12) | |
| 13 | | Ekaterina VORONINA | UZB | 5212 | -764 | 14.64 (+0.5) 890(19) | 1.80 978(7) 1868(17) | 13.66 771(11) 2639(18) | 25.03 (+1.0) 884(16) 3523(19) | 5.83 (+0.4) 798(16) 4321(17) | 51.60 891(4) 5212(13) | |
| 14 | | Chari HAWKINS | USA | 5205 | -771 | 13.23 (+0.4) 1090(6) | 1.77 941(8) 2031(8) | 13.59 767(12) 2798(9) | 24.81 (+1.0) 904(14) 3702(11) | 5.95 (+0.8) 834(13) 4536(14) | 40.07 669(13) 5205(14) | |
| 15 | | Solène NDAMA | FRA | 5193 | -783 | 12.90 (+0.4) 1140(2) | 1.71 867(17) 2007(11) | 13.68 773(10) 2780(10) | 24.34 (+1.0) 948(8) 3728(9) | 5.98 (-0.1) 843(12) 4571(12) | 37.62 622(14) 5193(15) | |
| 16 | | Hanne MAUDENS | BEL | 5167 | -809 | 13.90 (+0.5) 993(18) | 1.71 867(19) 1860(19) | 13.12 735(15) 2595(19) | 23.81 (+1.0) 999(3) 3594(16) | 6.41 (+0.1) 978(3) 4572(11) | 36.22 595(16) 5167(16) | |
| 17 | | Kateřina CACHOVÁ | CZE | 5120 | -856 | 13.47 (+0.5) 1055(12) | 1.74 903(15) 1958(15) | 12.58 700(17) 2658(17) | 24.95 (+1.0) 891(15) 3549(17) | 5.79 (+0.4) 786(17) 4335(16) | 46.11 785(9) 5120(17) | |

HEPTATHLON SUMMARY AFTER 6 EVENTS

2-3-4 October 2019



| PLACE | BIB | NAME | COUNTRY | POINTS | POINTS BEHIND LEADER | 100 Metres Hurdles | High Jump | Shot Put | 200 Metres | Long Jump | Javelin Throw | 800 Metres |
|-----------|-----|-------------------------|---------|-------------|----------------------|--------------------------|-----------------|------------------|-------------------------|------------------------|------------------|------------|
| 18 | | Noor VIDTS | BEL | 5109 | -867 | 13.58 (+0.6) 1039(14) | 1.77 941(8) | 13.55 764(13) | 24.46 (+1.0) 937(11) | 6.11 (+0.6) 883(10) | 33.58 545(18) | |
| | | Maria HUNTINGTON | FIN | DNF | | 13.32 (+0.4) 1077(9) | 1.83 1016(4) | 12.21 675(19) | 24.72 (+1.0) 913(13) | DNF | | |
| | | Ivona DADIC | AUT | DNF | | DQ 0 | DNS | | | | | |

SUMMARY



800 Metres Women - Heptathlon

| RECORDS | RESULT | NAME | COUNTRY | AGE | VENUE | DATE | |
|------------------------|------------|-----------------|-------------------|---------------|-----------|------------------------|-----------|
| World Heptathlon Best | WHB | 2:01.84 | Nadine DEBOIS | FRA | 26 | Talence 27 Sep 1987 | |
| Champ. Heptathlon Best | CHB | 2:05.21 | Karolina TYMIŃSKA | POL | 27 | Daegu (DS) 30 Aug 2011 | |
| Area Record | AR | National Record | NR | Personal Best | PB | Season Best | SB |

4 October 2019

| RANK | PLACE | HEAT | LANE | BIB | NAME | COUNTRY | DATE of BIRTH | RESULT | | POINTS | TOTAL |
|------|-------|------|------|-----|---------------------------|---------|---------------|----------------|-----------|--------|-------|
| 1 | 1 | 2 | 4 | | Katarina JOHNSON-THOMPSON | GBR | 9 Jan 93 | 2:07.26 | PB | 1005 | 6981 |
| 2 | 2 | 2 | 6 | | Verena PREINER | AUT | 1 Feb 95 | 2:08.88 | | 981 | 6560 |
| 3 | 3 | 2 | 3 | | Erica BOUGARD | USA | 26 Jul 93 | 2:09.74 | | 968 | 6470 |
| 4 | 1 | 1 | 3 | | Hanne MAUDENS | BEL | 12 Mar 97 | 2:12.98 | | 921 | 6088 |
| 5 | 2 | 1 | 7 | | Ekaterina VORONINA | UZB | 16 Feb 92 | 2:15.40 | | 887 | 6099 |
| 6 | 4 | 2 | 1 | | Emma OOSTERWEGEL | NED | 29 Jun 98 | 2:15.86 | | 881 | 6250 |
| 7 | 3 | 1 | 1 | | Noor VIDTS | BEL | 30 May 96 | 2:15.94 | | 880 | 5989 |
| 8 | 4 | 1 | 5 | | Géraldine RUCKSTUHL | SUI | 24 Feb 98 | 2:16.02 | | 878 | 6159 |
| 9 | 5 | 1 | 8 | | Chari HAWKINS | USA | 21 May 91 | 2:16.78 | SB | 868 | 6073 |
| 10 | 6 | 1 | 2 | | Kateřina CACHOVÁ | CZE | 26 Feb 90 | 2:16.85 | SB | 867 | 5987 |
| 11 | 5 | 2 | 7 | | Kendell WILLIAMS | USA | 14 Jun 95 | 2:17.54 | | 857 | 6415 |
| 12 | 6 | 2 | 8 | | Nadine BROERSEN | NED | 29 Apr 90 | 2:18.01 | | 851 | 6392 |
| 13 | 7 | 1 | 9 | | Solène NDAMA | FRA | 23 Sep 98 | 2:18.75 | | 841 | 6034 |
| 14 | 7 | 2 | 5 | | Nafissatou THIAM | BEL | 19 Aug 94 | 2:18.93 | SB | 838 | 6677 |
| 15 | 8 | 1 | 6 | | Annie KUNZ | USA | 16 Feb 93 | 2:20.68 | | 814 | 6067 |
| 16 | 8 | 2 | 2 | | Odile AHOUANWANOU | BEN | 5 Jan 91 | 2:22.89 | SB | 785 | 6210 |
| | | 2 | 9 | | Anouk VETTER | NED | 4 Feb 93 | DNS | | | 0 |
| | | 1 | 4 | | Marthe KOALA | BUR | 8 Mar 94 | DNS | | | 0 |

RACE ANALYSIS



800 Metres Women - Heptathlon

Heat 2

2

4 October 2019 00:16 START TIME

26° C TEMPERATURE 61 % HUMIDITY

1 200 m 2 300 m 3 400 m 4 500 m 5 600 m 6 700 m

| 1 Katarina JOHNSON-THOMPSON | | | | | | | GBR | 9 Jan 93 | 2:07.26 | PB | | | | | | | | | | | |
|-----------------------------|-----------|---|-----------|---|-------------|---|-------------|-----------|-------------|----|-------------|--|--|--|--|--|--|--|--|--|--|
| 1 | 30.23 | 2 | 16.69 | 3 | 16.22 | 4 | 16.09 | 5 | 16.65 | 6 | 15.93 | | | | | | | | | | |
| | 30.23 (3) | | 46.92 (3) | | 1:03.14 (1) | | 1:19.23 (1) | | 1:35.88 (1) | | 1:51.81 (1) | | | | | | | | | | |
| 2 Verena PREINER | | | | | | | AUT | 1 Feb 95 | 2:08.88 | | | | | | | | | | | | |
| 1 | 29.77 | 2 | 16.63 | 3 | 16.98 | 4 | 16.08 | 5 | 16.64 | 6 | 16.29 | | | | | | | | | | |
| | 29.77 (1) | | 46.40 (1) | | 1:03.38 (2) | | 1:19.46 (2) | | 1:36.10 (2) | | 1:52.39 (2) | | | | | | | | | | |
| 3 Erica BOUGARD | | | | | | | USA | 26 Jul 93 | 2:09.74 | | | | | | | | | | | | |
| 1 | 30.42 | 2 | 16.62 | 3 | 16.70 | 4 | 16.09 | 5 | 16.51 | 6 | 16.37 | | | | | | | | | | |
| | 30.42 (4) | | 47.04 (4) | | 1:03.74 (3) | | 1:19.83 (3) | | 1:36.34 (3) | | 1:52.71 (3) | | | | | | | | | | |
| 4 Emma OOSTERWEGEL | | | | | | | NED | 29 Jun 98 | 2:15.86 | | | | | | | | | | | | |
| 1 | 31.22 | 2 | 16.87 | 3 | 17.60 | 4 | 17.15 | 5 | 17.34 | 6 | 17.42 | | | | | | | | | | |
| | 31.22 (6) | | 48.09 (6) | | 1:05.69 (6) | | 1:22.84 (6) | | 1:40.18 (4) | | 1:57.60 (4) | | | | | | | | | | |
| 5 Kendell WILLIAMS | | | | | | | USA | 14 Jun 95 | 2:17.54 | | | | | | | | | | | | |
| 1 | 29.83 | 2 | 16.93 | 3 | 17.49 | 4 | 17.90 | 5 | 18.03 | 6 | 18.27 | | | | | | | | | | |
| | 29.83 (2) | | 46.76 (2) | | 1:04.25 (4) | | 1:22.15 (4) | | 1:40.18 (5) | | 1:58.45 (5) | | | | | | | | | | |
| 6 Nadine BROERSEN | | | | | | | NED | 29 Apr 90 | 2:18.01 | | | | | | | | | | | | |
| 1 | 30.99 | 2 | 16.84 | 3 | 17.30 | 4 | 17.40 | 5 | 17.96 | 6 | 18.32 | | | | | | | | | | |
| | 30.99 (5) | | 47.83 (5) | | 1:05.13 (5) | | 1:22.53 (5) | | 1:40.49 (6) | | 1:58.81 (6) | | | | | | | | | | |
| 7 Nafissatou THIAM | | | | | | | BEL | 19 Aug 94 | 2:18.93 | SB | | | | | | | | | | | |
| 1 | 31.60 | 2 | 17.13 | 3 | 17.66 | 4 | 17.85 | 5 | 18.47 | 6 | 18.47 | | | | | | | | | | |
| | 31.60 (7) | | 48.73 (7) | | 1:06.39 (7) | | 1:24.24 (7) | | 1:42.71 (7) | | 2:01.18 (7) | | | | | | | | | | |
| 8 Odile AHOUANWANOU | | | | | | | BEN | 5 Jan 91 | 2:22.89 | SB | | | | | | | | | | | |
| 1 | 31.89 | 2 | 17.15 | 3 | 17.94 | 4 | 18.08 | 5 | 18.82 | 6 | 18.92 | | | | | | | | | | |
| | 31.89 (8) | | 49.04 (8) | | 1:06.98 (8) | | 1:25.06 (8) | | 1:43.88 (8) | | 2:02.80 (8) | | | | | | | | | | |
| Anouk VETTER | | | | | | | NED | 4 Feb 93 | DNS | | | | | | | | | | | | |

RESULTS



800 Metres Women - Heptathlon

| RECORDS | RESULT NAME | COUNTRY | AGE | VENUE | DATE |
|-----------------------------------|----------------------------------|---------|-----|------------|-------------|
| World Heptathlon Best WHB | 2:01.84 Nadine DEBOIS | FRA | 26 | Talence | 27 Sep 1987 |
| Champ. Heptathlon Best CHB | 2:05.21 Karolina TYMIŃSKA | POL | 27 | Daegu (DS) | 30 Aug 2011 |

Area Record **AR**

National Record **NR**

Personal Best **PB**

Season Best **SB**

Heat 1

2

4 October 2019 00:05 START TIME

26° C TEMPERATURE 61 % HUMIDITY

| PLACE | NAME | COUNTRY | DATE of BIRTH | LANE | RESULT | POINTS | TOTAL |
|-------|---------------------|---------|---------------|------|----------------|---------------|-------|
| 1 | Hanne MAUDENS | BEL | 12 Mar 97 | 3 | 2:12.98 | 921 | 6088 |
| 2 | Ekaterina VORONINA | UZB | 16 Feb 92 | 7 | 2:15.40 | 887 | 6099 |
| 3 | Noor VIDTS | BEL | 30 May 96 | 1 | 2:15.94 | 880 | 5989 |
| 4 | Géraldine RUCKSTUHL | SUI | 24 Feb 98 | 5 | 2:16.02 | 878 | 6159 |
| 5 | Chari HAWKINS | USA | 21 May 91 | 8 | 2:16.78 | SB 868 | 6073 |
| 6 | Kateřina CACHOVÁ | CZE | 26 Feb 90 | 2 | 2:16.85 | SB 867 | 5987 |
| 7 | Solène NDAMA | FRA | 23 Sep 98 | 9 | 2:18.75 | 841 | 6034 |
| 8 | Annie KUNZ | USA | 16 Feb 93 | 6 | 2:20.68 | 814 | 6067 |
| | Marthe KOALA | BUR | 8 Mar 94 | 4 | DNS | | 0 |

INTERMEDIATE TIMES

| | | | |
|-------|-----------------------|-------|-----------------------|
| 200 m | 31.61 Solène NDAMA | 300 m | 49.22 Hanne MAUDENS |
| 400 m | 1:06.95 Hanne MAUDENS | 500 m | 1:24.21 Hanne MAUDENS |
| 600 m | 1:40.65 Chari HAWKINS | 700 m | 1:56.82 Hanne MAUDENS |

Heat 2

2

4 October 2019 00:16 START TIME

26° C TEMPERATURE 61 % HUMIDITY

| PLACE | NAME | COUNTRY | DATE of BIRTH | LANE | RESULT | POINTS | TOTAL |
|-------|---------------------------|---------|---------------|------|----------------|----------------|-------|
| 1 | Katarina JOHNSON-THOMPSON | GBR | 9 Jan 93 | 4 | 2:07.26 | PB 1005 | 6981 |
| 2 | Verena PREINER | AUT | 1 Feb 95 | 6 | 2:08.88 | 981 | 6560 |
| 3 | Erica BOUGARD | USA | 26 Jul 93 | 3 | 2:09.74 | 968 | 6470 |
| 4 | Emma OOSTERWEGEL | NED | 29 Jun 98 | 1 | 2:15.86 | 881 | 6250 |
| 5 | Kendell WILLIAMS | USA | 14 Jun 95 | 7 | 2:17.54 | 857 | 6415 |
| 6 | Nadine BROERSEN | NED | 29 Apr 90 | 8 | 2:18.01 | 851 | 6392 |
| 7 | Nafissatou THIAM | BEL | 19 Aug 94 | 5 | 2:18.93 | SB 838 | 6677 |
| 8 | Odile AHOUANWANOU | BEN | 5 Jan 91 | 2 | 2:22.89 | SB 785 | 6210 |
| | Anouk VETTER | NED | 4 Feb 93 | 9 | DNS | | 0 |

INTERMEDIATE TIMES

| | | | |
|-------|-----------------------------------|-------|-----------------------------------|
| 200 m | 29.77 Verena PREINER | 300 m | 46.40 Verena PREINER |
| 400 m | 1:03.14 Katarina JOHNSON-THOMPSON | 500 m | 1:19.23 Katarina JOHNSON-THOMPSON |
| 600 m | 1:35.88 Katarina JOHNSON-THOMPSON | 700 m | 1:51.81 Katarina JOHNSON-THOMPSON |

HEPTATHLON FINAL RESULTS

| RECORDS | RESULT NAME | COUNTRY | AGE | VENUE | DATE |
|--------------------------------|---------------------------------------|---------|-----|-------------------------|-------------|
| World Record WR | 7291 Jackie JOYNER-KERSEE | USA | 26 | Seoul (Olympic Stadium) | 24 Sep 1988 |
| Championships Record CR | 7128 Jackie JOYNER-KERSEE | USA | 25 | Roma (Stadio Olimpico) | 1 Sep 1987 |
| World Leading WL | 6981 Katarina JOHNSON-THOMPSON | GBR | 26 | Doha | 4 Oct 2019 |

2-3-4 October 2019



| PLACE | BIB | NAME | COUNTRY | POINTS | POINTS BEHIND LEADER | 100 Metres Hurdles | High Jump | Shot Put | 200 Metres | Long Jump | Javelin Throw | 800 Metres |
|-------|-----|---------------------------|---------|-------------|----------------------|--------------------------|-----------------------------|------------------------------|-------------------------------------|------------------------------------|------------------------------|--------------------------------|
| 1 | | Katarina JOHNSON-THOMPSON | GBR | 6981 | | 13.09 (+0.6) 1111(5) | 1.95 1171(1) 2282(1) | 13.86 785(8) 3067(2) | 23.08 (+1.0) 1071(1) 4138(1) | 6.77 (+0.2) 1095(1) 5233(1) | 43.93 743(11) 5976(1) | 2:07.26 1005(1) 6981(1) |
| 2 | | Nafissatou THIAM | BEL | 6677 | -304 | 13.36 (+0.6) 1071(10) | 1.95 1171(2) 2242(2) | 15.22 876(1) 3118(1) | 24.60 (+1.0) 924(12) 4042(2) | 6.40 (+0.7) 975(4) 5017(2) | 48.04 822(6) 5839(2) | 2:18.93 838(14) 6677(2) |
| 3 | | Verena PREINER | AUT | 6560 | -421 | 13.25 (+0.6) 1087(7) | 1.77 941(10) 2028(9) | 14.21 808(5) 2836(7) | 23.96 (+1.0) 985(5) 3821(6) | 6.36 (+0.4) 962(5) 4783(4) | 46.68 796(8) 5579(3) | 2:08.88 981(2) 6560(3) |
| 4 | | Erica BOUGARD | USA | 6470 | -511 | 13.01 (+0.4) 1123(3) | 1.86 1054(3) 2177(3) | 12.36 685(18) 2862(5) | 23.89 (+1.0) 991(4) 3853(4) | 6.21 (+0.1) 915(8) 4768(5) | 43.48 734(12) 5502(7) | 2:09.74 968(3) 6470(4) |
| 5 | | Kendell WILLIAMS | USA | 6415 | -566 | 12.58 (+0.4) 1189(1) | 1.77 941(10) 2130(4) | 12.71 708(16) 2838(6) | 23.62 (+1.0) 1017(2) 3855(3) | 6.28 (-0.4) 937(6) 4792(3) | 45.12 766(10) 5558(4) | 2:17.54 857(11) 6415(5) |
| 6 | | Nadine BROERSEN | NED | 6392 | -589 | 13.61 (+0.6) 1034(15) | 1.83 1016(5) 2050(7) | 14.75 844(2) 2894(4) | 25.28 (+1.0) 861(19) 3755(8) | 6.22 (+0.5) 918(7) 4673(8) | 50.41 868(5) 5541(5) | 2:18.01 851(12) 6392(6) |
| 7 | | Emma OOSTERWEGEL | NED | 6250 | -731 | 13.65 (+0.5) 1028(16) | 1.77 941(13) 1969(14) | 13.70 774(9) 2743(15) | 25.10 (+1.0) 878(17) 3621(15) | 5.87 (+0.2) 810(15) 4431(15) | 54.01 938(3) 5369(9) | 2:15.86 881(6) 6250(7) |
| 8 | | Odite AHOUANWANOU | BEN | 6210 | -771 | 13.45 (+0.4) 1058(11) | 1.77 941(12) 1999(12) | 14.13 803(6) 2802(8) | 24.05 (+1.0) 976(6) 3778(7) | 6.00 (-0.2) 850(11) 4628(9) | 46.74 797(7) 5425(8) | 2:22.89 785(16) 6210(8) |
| 9 | | Géraldine RUCKSTUHL | SUI | 6159 | -822 | 13.84 (+0.5) 1001(17) | 1.71 867(17) 1868(17) | 14.28 813(4) 2681(16) | 25.21 (+1.0) 868(18) 3549(17) | 5.73 (+0.6) 768(18) 4317(18) | 55.35 964(1) 5281(11) | 2:16.02 878(8) 6159(9) |
| 10 | | Ekaterina VORONINA | UZB | 6099 | -882 | 14.64 (+0.5) 890(19) | 1.80 978(7) 1868(17) | 13.66 771(11) 2639(18) | 25.03 (+1.0) 884(16) 3523(19) | 5.83 (+0.4) 798(16) 4321(17) | 51.60 891(4) 5212(13) | 2:15.40 887(5) 6099(10) |
| 11 | | Hanne MAUDENS | BEL | 6088 | -893 | 13.90 (+0.5) 993(18) | 1.71 867(19) 1860(19) | 13.12 735(15) 2595(19) | 23.81 (+1.0) 999(3) 3594(16) | 6.41 (+0.1) 978(3) 4572(11) | 36.22 595(16) 5167(16) | 2:12.98 921(4) 6088(11) |
| 12 | | Chari HAWKINS | USA | 6073 | -908 | 13.23 (+0.4) 1090(6) | 1.77 941(8) 2031(8) | 13.59 767(12) 2798(9) | 24.81 (+1.0) 904(14) 3702(11) | 5.95 (+0.8) 834(13) 4536(14) | 40.07 669(13) 5205(14) | 2:16.78 868(9) 6073(12) |
| 13 | | Annie KUNZ | USA | 6067 | -914 | 13.27 (+0.6) 1084(8) | 1.80 978(6) 2062(6) | 14.58 833(3) 2895(3) | 24.37 (+1.0) 945(9) 3840(5) | 5.95 (+0.1) 834(14) 4674(7) | 35.36 579(17) 5253(12) | 2:20.68 814(15) 6067(13) |
| 14 | | Solène NDAMA | FRA | 6034 | -947 | 12.90 (+0.4) 1140(2) | 1.71 867(17) 2007(11) | 13.68 773(10) 2780(10) | 24.34 (+1.0) 948(8) 3728(9) | 5.98 (-0.1) 843(12) 4571(12) | 37.62 622(14) 5193(15) | 2:18.75 841(13) 6034(14) |
| 15 | | Noor VIDTS | BEL | 5989 | -992 | 13.58 (+0.6) 1039(14) | 1.77 941(8) 1980(13) | 13.55 764(13) 2744(14) | 24.46 (+1.0) 937(11) 3681(13) | 6.11 (+0.6) 883(10) 4564(13) | 33.58 545(18) 5109(18) | 2:15.94 880(7) 5989(15) |
| 16 | | Kateřina CACHOVÁ | CZE | 5987 | -994 | 13.47 (+0.5) 1055(12) | 1.74 903(15) 1958(15) | 12.58 700(17) 2658(17) | 24.95 (+1.0) 891(15) 3549(17) | 5.79 (+0.4) 786(17) 4335(16) | 46.11 785(9) 5120(17) | 2:16.85 867(10) 5987(16) |
| | | Anouk VETTER | NED | DNF | | 13.55 (+0.5) 1043(13) | 1.74 903(15) 1946(16) | 14.10 801(7) 2747(13) | 24.43 (+1.0) 940(10) 3687(12) | 6.20 (+0.6) 912(9) 4599(10) | 54.17 941(2) 5540(6) | DNS |

HEPTATHLON FINAL RESULTS

2-3-4 October 2019



| PLACE | BIB | NAME | COUNTRY | POINTS | POINTS BEHIND LEADER | 100 Metres Hurdles | High Jump | Shot Put | 200 Metres | Long Jump | Javelin Throw | 800 Metres |
|-------|-----|-------------------------|---------|------------|----------------------|-------------------------|-----------------|------------------|-------------------------|-----------------------|------------------|------------|
| | | Marthe KOALA | BUR | DNF | | 13.05 (+0.4) 1117(4) | 1.74 903(14) | 13.28 746(14) | 24.29 (+1.0) 953(7) | 6.44 (+0.4) 988(2) | 37.59 621(15) | DNF |
| | | Maria HUNTINGTON | FIN | DNF | | 13.32 (+0.4) 1077(9) | 1.83 1016(4) | 12.21 675(19) | 24.72 (+1.0) 913(13) | DNF | 5328(10) | |
| | | Ivona DADIC | AUT | DNF | | DQ 0 | DNF | | | | | |

RESULTS



4 x 400 Metres Relay Mixed - Final

| RECORDS | RESULT TEAM | COUNTRY | VENUE | DATE |
|-------------------------|---------------------------|-----------------------|-------|-------------|
| World Record WR | 3:09.34 United States | USA | Doha | 29 Sep 2019 |
| World Leading WL | 3:09.34 United States | USA | Doha | 29 Sep 2019 |
| Area Record AR | National Record NR | Season Best SB | | |

29 September 2019 22:39 START TIME 24° C TEMPERATURE 71 % HUMIDITY

| PLACE | TEAM | BIB | LANE | REACTION | RESULT | Fn |
|-------|---|-----|------|----------|--|---|
| 1 | UNITED STATES Wilbert LONDON (M) Allyson FELIX (W) Courtney OKOLO (W) Michael CHERRY (M) | USA | 5 | 0.173 | 3:09.34 | WR |
| 2 | JAMAICA Nathon ALLEN (M) Roneisha MCGREGOR (W) Tiffany JAMES (W) Javon FRANCIS (M) | JAM | 4 | 0.164 | 3:11.78 44.57 (1) | NR |
| 3 | BAHRAIN Musa ISAH (M) Aminat JAMAL (W) Salwa Eid NASER (W) Abbas Abubakar ABBAS (M) | BRN | 9 | 0.194 | 3:11.82 | AR |
| 4 | GREAT BRITAIN & N.I. Rabah YOUSIF (M) Zoey CLARK (W) Emily DIAMOND (W) Martyn ROONEY (M) | GBR | 3 | 0.156 | 3:12.27 | AR |
| 5 | POLAND Wiktor SUWARA (M) Rafat OMEK (M) Iga BAUMGART-WITAN (W) Justyna ŚWIĘTY-ERSETIC (W) | POL | 7 | 0.159 | 3:12.33 51.15 (1) 50.11 (1) | NR 1:31.07 (1) 2:22.22 (1) |
| 6 | BELGIUM Dylan BORLÉE (M) Hanne CLAES (W) Camille LAUS (W) Kevin BORLÉE (M) | BEL | 2 | 0.158 | 3:14.22 | NR |
| 7 | INDIA Yahiya MUHAMMED ANAS (M) Velluva Koroth VISMAYA (W) Jisna MATHEW (W) Noah Nirmal TOM (M) | IND | 8 | 0.243 | 3:15.77 | SB |
| 8 | BRAZIL Lucas CARVALHO (M) Tiffani SILVA MARINHO (W) Geisa Aparecida COUTINHO (W) Alexander RUSSO (M) | BRA | 6 | 0.165 | 3:16.22 | |

| INTERMEDIATE TIMES | | | |
|--------------------|----------------|------|----------------|
| 400m | 44.57 JAMAICA | 800m | 1:31.07 POLAND |
| 1200m | 2:22.22 POLAND | | |

RESULTS
4 x 400 Metres Relay Mixed - Final

| ALL-TIME TOP LIST | | | | SEASON TOP LIST | | | |
|-------------------|----------------------------|------------------------------|-----------|-----------------|----------------------------|--------------------------|--------|
| RESULT | TEAM | VENUE | DATE | RESULT | TEAM | VENUE | 2019 |
| 3:09.34 | UNITED STATES (USA) | Doha | 29 Sep 19 | 3:09.34 | UNITED STATES (USA) | Doha | 29 Sep |
| 3:11.78 | JAMAICA (JAM) | Doha | 29 Sep 19 | 3:11.78 | JAMAICA (JAM) | Doha | 29 Sep |
| 3:11.82 | BAHRAIN (BRN) | Doha | 29 Sep 19 | 3:11.82 | BAHRAIN (BRN) | Doha | 29 Sep |
| 3:12.27 | GREAT BRITAIN & N.I. (GBR) | Doha | 29 Sep 19 | 3:12.27 | GREAT BRITAIN & N.I. (GBR) | Doha | 29 Sep |
| 3:12.33 | POLAND (POL) | Doha | 29 Sep 19 | 3:12.33 | POLAND (POL) | Doha | 29 Sep |
| 3:14.22 | BELGIUM (BEL) | Doha | 29 Sep 19 | 3:14.22 | BELGIUM (BEL) | Doha | 29 Sep |
| 3:14.42 | BAHAMAS (BAH) | Nassau (T. Robinson Stadium) | 23 Apr 17 | 3:15.77 | INDIA (IND) | Doha | 29 Sep |
| 3:15.71 | INDIA (IND) | Jakarta (INA) | 28 Aug 18 | 3:16.12 | ITALY (ITA) | Yokohama (International) | 11 May |
| 3:16.12 | ITALY (ITA) | Yokohama (International) | 11 May 19 | 3:16.12 | BRAZIL (BRA) | Doha | 28 Sep |
| 3:16.12 | BRAZIL (BRA) | Doha | 28 Sep 19 | 3:16.65 | UKRAINE (UKR) | Minsk (BLR) | 26 Jun |

RACE ANALYSIS



4 x 400 Metres Relay Mixed - Final

29 September 2019 22:39 START TIME TEMPERATURE 71 % HUMIDITY

| 1 | 400m | 2 | 800m | 3 | 1200m | | | | |
|---|--------------------|---|--------------------|---|-------|----------------------|-----|---------|-----|
| 1 | | | | | | UNITED STATES | USA | 3:09.34 | --- |
| 2 | | | | | | JAMAICA | JAM | 3:11.78 | --- |
| 1 | 44.57 | | | | | | | | NR |
| | 44.57 (1) | | | | | | | | |
| 3 | | | | | | BAHRAIN | BRN | 3:11.82 | --- |
| 4 | | | | | | GREAT BRITAIN & N.I. | GBR | 3:12.27 | --- |
| 5 | | | | | | POLAND | POL | 3:12.33 | --- |
| 2 | 1:31.07 | 3 | 51.15 | | | | | | NR |
| | 1:31.07 (1) | | 2:22.22 (1) | | | | | | |
| 6 | | | | | | BELGIUM | BEL | 3:14.22 | --- |
| 7 | | | | | | INDIA | IND | 3:15.77 | --- |
| 8 | | | | | | BRAZIL | BRA | 3:16.22 | --- |



RESULT PROGRESSION



4 x 400 Metres Relay Mixed - Final

| RECORDS | RESULT TEAM | COUNTRY | VENUE | DATE |
|-------------------------|------------------------------|-----------------------|-------|-------------|
| World Record WR | 3:09.34 United States | USA | Doha | 29 Sep 2019 |
| World Leading WL | 3:09.34 United States | USA | Doha | 29 Sep 2019 |
| Area Record AR | National Record NR | Season Best SB | | |

29 September 2019

| RANK | BIB | TEAM | PHASE | HEAT | LANE | PLACE | RESULT | |
|------|-----|----------------------|---------|------|------|-------|------------------|-----------|
| 1 | | UNITED STATES | Final | 1 | 5 | 1 | 3:09.34 | WR |
| | | | Round 1 | 1 | 6 | 1 | 3:12.42 Q | WR |
| 2 | | JAMAICA | Final | 1 | 4 | 2 | 3:11.78 | NR |
| | | | Round 1 | 1 | 7 | 2 | 3:12.73 Q | NR |
| 3 | | BAHRAIN | Final | 1 | 9 | 3 | 3:11.82 | AR |
| | | | Round 1 | 1 | 2 | 3 | 3:12.74 Q | AR |
| 4 | | GREAT BRITAIN & N.I. | Final | 1 | 3 | 4 | 3:12.27 | AR |
| | | | Round 1 | 1 | 8 | 4 | 3:12.80 q | AR |
| 5 | | POLAND | Final | 1 | 7 | 5 | 3:12.33 | NR |
| | | | Round 1 | 2 | 8 | 5 | 3:15.47 Q | |
| 6 | | BELGIUM | Final | 1 | 2 | 6 | 3:14.22 | NR |
| | | | Round 1 | 2 | 5 | 8 | 3:16.16 q | NR |
| 7 | | INDIA | Final | 1 | 8 | 7 | 3:15.77 | SB |
| | | | Round 1 | 2 | 2 | 7 | 3:16.14 Q | SB |
| 8 | | BRAZIL | Final | 1 | 6 | 8 | 3:16.22 | |
| | | | Round 1 | 2 | 3 | 6 | 3:16.12 Q | AR |

| ALL-TIME TOP LIST | | | | SEASON TOP LIST | | | |
|-------------------|----------------------------|------------------------------|-----------|-----------------|----------------------------|--------------------------|--------|
| RESULT | TEAM | VENUE | DATE | RESULT | TEAM | VENUE | 2019 |
| 3:09.34 | UNITED STATES (USA) | Doha | 29 Sep 19 | 3:09.34 | UNITED STATES (USA) | Doha | 29 Sep |
| 3:11.78 | JAMAICA (JAM) | Doha | 29 Sep 19 | 3:11.78 | JAMAICA (JAM) | Doha | 29 Sep |
| 3:11.82 | BAHRAIN (BRN) | Doha | 29 Sep 19 | 3:11.82 | BAHRAIN (BRN) | Doha | 29 Sep |
| 3:12.27 | GREAT BRITAIN & N.I. (GBR) | Doha | 29 Sep 19 | 3:12.27 | GREAT BRITAIN & N.I. (GBR) | Doha | 29 Sep |
| 3:12.33 | POLAND (POL) | Doha | 29 Sep 19 | 3:12.33 | POLAND (POL) | Doha | 29 Sep |
| 3:14.22 | BELGIUM (BEL) | Doha | 29 Sep 19 | 3:14.22 | BELGIUM (BEL) | Doha | 29 Sep |
| 3:14.42 | BAHAMAS (BAH) | Nassau (T. Robinson Stadium) | 23 Apr 17 | 3:15.77 | INDIA (IND) | Doha | 29 Sep |
| 3:15.71 | INDIA (IND) | Jakarta (INA) | 28 Aug 18 | 3:16.12 | ITALY (ITA) | Yokohama (International) | 11 May |
| 3:16.12 | ITALY (ITA) | Yokohama (International) | 11 May 19 | 3:16.12 | BRAZIL (BRA) | Doha | 28 Sep |
| 3:16.12 | BRAZIL (BRA) | Doha | 28 Sep 19 | 3:16.65 | UKRAINE (UKR) | Minsk (BLR) | 26 Jun |

SUMMARY



4 x 400 Metres Relay Mixed - Round 1

First 3 in each heat (Q) and the next 2 fastest (q) advance to the Final

| RECORDS | RESULT TEAM | COUNTRY | VENUE | DATE |
|-------------------------|---------------------------|-----------------------|-------|-------------|
| World Record WR | 3:12.42 United States | USA | Doha | 28 Sep 2019 |
| World Leading WL | 3:12.42 United States | USA | Doha | 28 Sep 2019 |
| Area Record AR | National Record NR | Season Best SB | | |

28 September 2019

| RANK | PLACE | HEAT | LANE | BIB | TEAM | REACTION | RESULT | | |
|------|-------|------|------|-----|----------------------|----------|---------|---|-----------|
| 1 | 1 | 1 | 6 | USA | UNITED STATES | 0.185 | 3:12.42 | Q | WR |
| 2 | 2 | 1 | 7 | JAM | JAMAICA | 0.171 | 3:12.73 | Q | NR |
| 3 | 3 | 1 | 2 | BRN | BAHRAIN | 0.165 | 3:12.74 | Q | AR |
| 4 | 4 | 1 | 8 | GBR | GREAT BRITAIN & N.I. | 0.175 | 3:12.80 | q | AR |
| 5 | 1 | 2 | 8 | POL | POLAND | 0.173 | 3:15.47 | Q | |
| 6 | 2 | 2 | 3 | BRA | BRAZIL | 0.165 | 3:16.12 | Q | AR |
| 7 | 3 | 2 | 2 | IND | INDIA | 0.163 | 3:16.14 | Q | SB |
| 8 | 4 | 2 | 5 | BEL | BELGIUM | 0.151 | 3:16.16 | q | NR |
| 9 | 5 | 2 | 6 | ITA | ITALY | 0.201 | 3:16.52 | | |
| 10 | 5 | 1 | 9 | CAN | CANADA | 0.154 | 3:16.76 | | NR |
| 11 | 6 | 2 | 7 | KEN | KENYA | 0.263 | 3:17.09 | | |
| 12 | 6 | 1 | 4 | FRA | FRANCE | 0.226 | 3:17.17 | | NR |
| 13 | 7 | 1 | 3 | UKR | UKRAINE | 0.151 | 3:17.50 | | |
| 14 | 7 | 2 | 4 | GER | GERMANY | 0.189 | 3:17.85 | | |
| 15 | 8 | 1 | 5 | CZE | CZECH REPUBLIC | 0.198 | 3:18.01 | | |
| 16 | 8 | 2 | 9 | JPN | JAPAN | 0.275 | 3:18.77 | | NR |

| ALL-TIME TOP LIST | | | | SEASON TOP LIST | | | |
|-------------------|----------------------------|------------------------------|-----------|-----------------|----------------------------|--------------------------|--------|
| RESULT | TEAM | VENUE | DATE | RESULT | TEAM | VENUE | 2019 |
| 3:12.42 | UNITED STATES (USA) | Doha | 28 Sep 19 | 3:12.42 | UNITED STATES (USA) | Doha | 28 Sep |
| 3:12.73 | JAMAICA (JAM) | Doha | 28 Sep 19 | 3:12.73 | JAMAICA (JAM) | Doha | 28 Sep |
| 3:12.74 | BAHRAIN (BRN) | Doha | 28 Sep 19 | 3:12.74 | BAHRAIN (BRN) | Doha | 28 Sep |
| 3:12.80 | GREAT BRITAIN & N.I. (GBR) | Doha | 28 Sep 19 | 3:12.80 | GREAT BRITAIN & N.I. (GBR) | Doha | 28 Sep |
| 3:14.42 | BAHAMAS (BAH) | Nassau (T. Robinson Stadium) | 23 Apr 17 | 3:15.46 | POLAND (POL) | Yokohama (International) | 11 May |
| 3:15.46 | POLAND (POL) | Yokohama (International) | 11 May 19 | 3:16.12 | ITALY (ITA) | Yokohama (International) | 11 May |
| 3:15.71 | INDIA (IND) | Jakarta (INA) | 28 Aug 18 | 3:16.12 | BRAZIL (BRA) | Doha | 28 Sep |
| 3:16.12 | ITALY (ITA) | Yokohama (International) | 11 May 19 | 3:16.14 | INDIA (IND) | Doha | 28 Sep |
| 3:16.12 | BRAZIL (BRA) | Doha | 28 Sep 19 | 3:16.16 | BELGIUM (BEL) | Doha | 28 Sep |
| 3:16.16 | BELGIUM (BEL) | Doha | 28 Sep 19 | 3:16.65 | UKRAINE (UKR) | Minsk (BLR) | 26 Jun |



RACE ANALYSIS



4 x 400 Metres Relay Mixed - Round 1

First 3 in each heat (Q) and the next 2 fastest (q) advance to the Final

Heat 2

2

28 September 2019 20:11 START TIME

25° C TEMPERATURE 67 % HUMIDITY

1 400m 2 800m 3 1200m

| Rank | Country | Code | Time | Notes | | | | |
|----------------|---------|------|--|-------|---------|----------------|-----|--|
| 1 | POLAND | POL | 3:15.47 | | | | | |
| | | | <table border="1"> <tr> <td>1</td> <td>46.11</td> </tr> <tr> <td>46.11</td> <td>(1)</td> </tr> </table> | 1 | 46.11 | 46.11 | (1) | |
| 1 | 46.11 | | | | | | | |
| 46.11 | (1) | | | | | | | |
| 2 | BRAZIL | BRA | 3:16.12 | AR | | | | |
| | | | <table border="1"> <tr> <td>2</td> <td>1:51.26</td> </tr> <tr> <td>1:51.26</td> <td>(1)</td> </tr> </table> | 2 | 1:51.26 | 1:51.26 | (1) | |
| 2 | 1:51.26 | | | | | | | |
| 1:51.26 | (1) | | | | | | | |
| 3 | INDIA | IND | 3:16.14 | | | | | |
| 4 | BELGIUM | BEL | 3:16.16 | | | | | |
| 5 | ITALY | ITA | 3:16.52 | | | | | |
| 6 | KENYA | KEN | 3:17.09 | | | | | |
| 7 | GERMANY | GER | 3:17.85 | | | | | |
| 8 | JAPAN | JPN | 3:18.77 | NR | | | | |
| | | | <table border="1"> <tr> <td>3</td> <td>2:25.15</td> </tr> <tr> <td>2:25.15</td> <td>(1)</td> </tr> </table> | 3 | 2:25.15 | 2:25.15 | (1) | |
| 3 | 2:25.15 | | | | | | | |
| 2:25.15 | (1) | | | | | | | |

RESULTS



4 x 400 Metres Relay Mixed - Round 1

First 3 in each heat (Q) and the next 2 fastest (q) advance to the Final

| RECORDS | RESULT | TEAM | COUNTRY | VENUE | DATE |
|-------------------------|---------|---------------------------|---------|-----------------------|-------------|
| World Record WR | 3:12.42 | United States | USA | Doha | 28 Sep 2019 |
| World Leading WL | 3:12.42 | United States | USA | Doha | 28 Sep 2019 |
| Area Record AR | | National Record NR | | Season Best SB | |

Heat 1

2

28 September 2019 20:00 START TIME 25° C TEMPERATURE 67 % HUMIDITY

| PLACE | TEAM | BIB | LANE | REACTION | RESULT | | Fn |
|-------|---|-----|------|----------|----------------|---|-----------|
| 1 | UNITED STATES Tyrell RICHARD (M) Jessica BEARD (W) Jasmine BLOCKER (W) Obi IGBOKWE (M) | USA | 6 | 0.185 | 3:12.42 | Q | WR |
| 2 | JAMAICA Nathon ALLEN (M) Janieve RUSSELL (W) Roneisha MCGREGOR (W) Javon FRANCIS (M) | JAM | 7 | 0.171 | 3:12.73 | Q | NR |
| 3 | BAHRAIN Musa ISAH (M) Aminat JAMAL (W) Salwa Eid NASER (W) Abbas Abubakar ABBAS (M) | BRN | 2 | 0.165 | 3:12.74 | Q | AR |
| 4 | GREAT BRITAIN & N.I. Rabah YOUSIF (M) Zoey CLARK (W) Emily DIAMOND (W) Martyn ROONEY (M) | GBR | 8 | 0.175 | 3:12.80 | q | AR |
| 5 | CANADA Austin COLE (M) Aiyanna-Brigitte STIVERNE (W) Madeline PRICE (W) Philip OSEI (M) | CAN | 9 | 0.154 | 3:16.76 | | NR |
| 6 | FRANCE Mame-Ibra ANNE (M) Amandine BROSSIER (W) Agnès RAHAROLAHY (W) Thomas JORDIER (M) | FRA | 4 | 0.226 | 3:17.17 | | NR |
| 7 | UKRAINE Danylo DANYLENKO (M) Tetyana MELNYK (W) Kateryna KLYMIUK (W) Oleksiy POZDNYAKOV (M) | UKR | 3 | 0.151 | 3:17.50 | | |
| 8 | CZECH REPUBLIC Jan TESAŘ (M) Lada VONDROVÁ (W) Tereza PETRŽILKOVÁ (W) Patrik ŠORM (M) | CZE | 5 | 0.198 | 3:18.01 | | |

INTERMEDIATE TIMES

| | | | | | |
|-------|---------|---------------|------|---------|---------------|
| 400m | 44.51 | UNITED STATES | 800m | 1:35.71 | UNITED STATES |
| 1200m | 2:26.98 | UNITED STATES | | | |

RESULTS
4 x 400 Metres Relay Mixed - Round 1

Heat 2 **2**

28 September 2019 20:11 START TIME 25° C TEMPERATURE 67 % HUMIDITY

| PLACE | TEAM | BIB | LANE | REACTION | RESULT | Fn |
|-------|--|-----|------|----------|-------------------------------|--------------------------|
| 1 | POLAND Wiktor SUWARA (M) Anna KIEŁBASIŃSKA (W) Małgorzata HOŁUB-KOWALIK (W) Rafał OMELKO (M) | POL | 8 | 0.173 | 3:15.47 46.11 (1) | Q |
| 2 | BRAZIL Anderson FREITAS HENRIQUES (M) Tiffani SILVA MARINHO (W) Geisa Aparecida COUTINHO (W) Lucas CARVALHO (M) | BRA | 3 | 0.165 | 3:16.12 1:51.26 (1) | Q AR |
| 3 | INDIA Yahiya MUHAMMED ANAS (M) Velluva Koroth VISMAYA (W) Jisna MATHEW (W) Noah Nirmal TOM (M) | IND | 2 | 0.163 | 3:16.14 | Q SB |
| 4 | BELGIUM Robin VANDERBEMDEN (M) Camille LAUS (W) Imke VERVAET (W) Dylan BORLÉE (M) | BEL | 5 | 0.151 | 3:16.16 | q NR |
| 5 | ITALY Edoardo SCOTTI (M) Giancarla TREVISAN (W) Raphaela Boaheng LUKUDO (W) Brayan LOPEZ (M) | ITA | 6 | 0.201 | 3:16.52 | |
| 6 | KENYA Alphas Leken KISHOYIAN (M) Gladys MUSYOKI (W) Mary MORAA (W) Alexander Lerionka SAMPAO (M) | KEN | 7 | 0.263 | 3:17.09 | |
| 7 | GERMANY Marvin SCHLEGEL (M) Luna BULMAHN (W) Karolina PAHLITZSCH (W) Manuel SANDERS (M) | GER | 4 | 0.189 | 3:17.85 | |
| 8 | JAPAN Seika AOYAMA (W) Kota WAKABAYASHI (M) Tomoya TAMURA (M) Saki TAKASHIMA (W) | JPN | 9 | 0.275 | 3:18.77 53.62 (1) | NR 2:25.15 (1) |

INTERMEDIATE TIMES

400m 46.11 POLAND 800m 1:51.26 BRAZIL
1200m 2:25.15 JAPAN

RESULTS
4 x 400 Metres Relay Mixed - Round 1

| ALL-TIME TOP LIST | | | | SEASON TOP LIST | | | |
|-------------------|----------------------------|------------------------------|-----------|-----------------|----------------------------|--------------------------|--------|
| RESULT | TEAM | VENUE | DATE | RESULT | TEAM | VENUE | 2019 |
| 3:12.42 | UNITED STATES (USA) | Doha | 28 Sep 19 | 3:12.42 | UNITED STATES (USA) | Doha | 28 Sep |
| 3:12.73 | JAMAICA (JAM) | Doha | 28 Sep 19 | 3:12.73 | JAMAICA (JAM) | Doha | 28 Sep |
| 3:12.74 | BAHRAIN (BRN) | Doha | 28 Sep 19 | 3:12.74 | BAHRAIN (BRN) | Doha | 28 Sep |
| 3:12.80 | GREAT BRITAIN & N.I. (GBR) | Doha | 28 Sep 19 | 3:12.80 | GREAT BRITAIN & N.I. (GBR) | Doha | 28 Sep |
| 3:14.42 | BAHAMAS (BAH) | Nassau (T. Robinson Stadium) | 23 Apr 17 | 3:15.46 | POLAND (POL) | Yokohama (International) | 11 May |
| 3:15.46 | POLAND (POL) | Yokohama (International) | 11 May 19 | 3:16.12 | ITALY (ITA) | Yokohama (International) | 11 May |
| 3:15.71 | INDIA (IND) | Jakarta (INA) | 28 Aug 18 | 3:16.12 | BRAZIL (BRA) | Doha | 28 Sep |
| 3:16.12 | ITALY (ITA) | Yokohama (International) | 11 May 19 | 3:16.14 | INDIA (IND) | Doha | 28 Sep |
| 3:16.12 | BRAZIL (BRA) | Doha | 28 Sep 19 | 3:16.16 | BELGIUM (BEL) | Doha | 28 Sep |
| 3:16.16 | BELGIUM (BEL) | Doha | 28 Sep 19 | 3:16.65 | UKRAINE (UKR) | Minsk (BLR) | 26 Jun |

MEDAL TABLE

FINAL

| PLACE | COUNTRY | TOTAL | W | M | X | GOLD | | | | SILVER | | | | BRONZE | | | |
|-------|--------------------------|-------|----|----|---|-------|---|---|---|--------|---|---|---|--------|---|---|---|
| | | | | | | TOTAL | W | M | X | TOTAL | W | M | X | TOTAL | W | M | X |
| 1 | USA UNITED STATES | 29 | 13 | 15 | 1 | 14 | 4 | 9 | 1 | 11 | 6 | 5 | 4 | 3 | 1 | | |
| 2 | KEN KENYA | 11 | 6 | 5 | | 5 | 3 | 2 | | 2 | 2 | | 4 | 1 | 3 | | |
| 3 | JAM JAMAICA | 12 | 8 | 3 | 1 | 3 | 2 | 1 | | 5 | 2 | 2 | 1 | 4 | 4 | | |
| 4 | CHN PR OF CHINA | 9 | 9 | | | 3 | 3 | | | 3 | 3 | | 3 | 3 | | | |
| 5 | ETH ETHIOPIA | 8 | 2 | 6 | | 2 | 2 | | | 5 | 1 | 4 | 1 | 1 | | | |
| 6 | GBR GREAT BRITAIN & N.I. | 5 | 4 | 1 | | 2 | 2 | | | 3 | 2 | 1 | | | | | |
| 7 | GER GERMANY | 6 | 4 | 2 | | 2 | 1 | 1 | | | | | 4 | 3 | 1 | | |
| 8 | JPN JAPAN | 3 | | 3 | | 2 | 2 | | | | | | 1 | 1 | | | |
| 9 | NED NETHERLANDS | 2 | 2 | | | 2 | 2 | | | | | | | | | | |
| | UGA UGANDA | 2 | 1 | 1 | | 2 | 1 | 1 | | | | | | | | | |
| 11 | POL POLAND | 6 | 2 | 4 | | 1 | 1 | | | 2 | 2 | | 3 | 3 | | | |
| 12 | BRN BAHRAIN | 3 | 2 | | 1 | 1 | 1 | | | 1 | 1 | | 1 | | 1 | | |
| | CUB CUBA | 3 | 2 | 1 | | 1 | 1 | | | 1 | 1 | | 1 | 1 | | | |
| | SWE SWEDEN | 3 | | 3 | | 1 | 1 | | | 1 | 1 | | 1 | 1 | | | |
| 15 | BAH BAHAMAS | 2 | 1 | 1 | | 1 | 1 | | | 1 | 1 | | | | | | |
| 16 | QAT QATAR | 2 | | 2 | | 1 | 1 | | | | | | 1 | 1 | | | |
| 17 | AUS AUSTRALIA | 1 | 1 | | | 1 | 1 | | | | | | | | | | |
| | GRN GRENADA | 1 | | 1 | | 1 | 1 | | | | | | | | | | |
| | NOR NORWAY | 1 | | 1 | | 1 | 1 | | | | | | | | | | |
| | VEN VENEZUELA | 1 | 1 | | | 1 | 1 | | | | | | | | | | |
| 21 | EST ESTONIA | 2 | | 2 | | | | | | 2 | 2 | | | | | | |
| | UKR UKRAINE | 2 | 2 | | | | | | | 2 | 2 | | | | | | |
| 23 | CAN CANADA | 5 | | 5 | | | | | | 1 | 1 | | 4 | 4 | | | |
| 24 | BEL BELGIUM | 2 | 1 | 1 | | | | | | 1 | 1 | | 1 | 1 | | | |
| | COL COLOMBIA | 2 | 1 | 1 | | | | | | 1 | 1 | | 1 | 1 | | | |
| | FRA FRANCE | 2 | | 2 | | | | | | 1 | 1 | | 1 | 1 | | | |
| 27 | ALG ALGERIA | 1 | | 1 | | | | | | 1 | 1 | | | | | | |
| | BIH BOSNIA-HERZEGOVINA | 1 | | 1 | | | | | | 1 | 1 | | | | | | |
| | POR PORTUGAL | 1 | | 1 | | | | | | 1 | 1 | | | | | | |
| 30 | AUT AUSTRIA | 2 | 1 | 1 | | | | | | | | | 2 | 1 | 1 | | |
| 31 | BUR BURKINA FASO | 1 | | 1 | | | | | | | | | 1 | 1 | | | |

| PLACE | COUNTRY | TOTAL | W | M | X |
|-----------|--------------------------|----------|----------|----------|---|
| 31 | CIV COTE D'IVOIRE | 1 | 1 | | |
| | CRO CROATIA | 1 | 1 | | |
| | ECU ECUADOR | 1 | | 1 | |
| | GRE GREECE | 1 | 1 | | |
| | HUN HUNGARY | 1 | | 1 | |
| | ITA ITALY | 1 | 1 | | |
| | MAR MOROCCO | 1 | | 1 | |
| | NAM NAMIBIA | 1 | 1 | | |
| | NZL NEW ZEALAND | 1 | | 1 | |
| | NGR NIGERIA | 1 | 1 | | |
| | ESP SPAIN | 1 | | 1 | |
| | SUI SWITZERLAND | 1 | 1 | | |

| GOLD | | | | SILVER | | | | BRONZE | | | |
|-------|---|---|---|--------|---|---|---|----------|----------|----------|---|
| TOTAL | W | M | X | TOTAL | W | M | X | TOTAL | W | M | X |
| | | | | | | | | 1 | 1 | | |
| | | | | | | | | 1 | 1 | | |
| | | | | | | | | 1 | | 1 | |
| | | | | | | | | 1 | 1 | | |
| | | | | | | | | 1 | | 1 | |
| | | | | | | | | 1 | 1 | | |
| | | | | | | | | 1 | | 1 | |
| | | | | | | | | 1 | 1 | | |
| | | | | | | | | 1 | | 1 | |
| | | | | | | | | 1 | 1 | | |



RECORDS SET

FINAL

Men

Men Total

| | | | | |
|---|---|---|---|----|
| 0 | 2 | 9 | 9 | 37 |
|---|---|---|---|----|

100 Metres

| | | | | | | | |
|------|---------------------------|-------|---|---|--|----|----|
| 1876 | COLEMAN Christian - USA | 9.76 | f | | | WL | |
| 269 | DHAKAL Dinesh Kumar - BHU | 11.64 | p | 4 | | | NR |
| 1387 | LIFFA Stern Noel - MAW | 10.72 | p | 4 | | | NR |

200 Metres

| | | | | | | | |
|------|-----------------------|-------|---|---|--|--|----|
| 1351 | HADID Nouredine - LBN | 20.84 | h | 3 | | | NR |
| 2039 | AL YAARI Ahmed - YEM | 22.37 | h | 6 | | | NR |

400 Metres

| | | | | | | | |
|------|----------------------------------|-------|----|---|--|----|----|
| 536 | ZAMBRANO Anthony José - COL | 44.15 | f | | | AR | NR |
| 985 | FRANCO Jessy - GIB | 47.41 | h | 6 | | | NR |
| 1368 | RABEARISON Todiasoa Franck - MAD | 46.80 | h | 4 | | | NR |
| 222 | GARDINER Steven - BAH | 43.48 | f | | | | NR |
| 536 | ZAMBRANO Anthony José - COL | 44.55 | sf | 3 | | | NR |

800 Metres

| | | | | | | | | |
|------|-----------------------|---------|---|--|--|----|----|----|
| 1871 | BRAZIER Donavan - USA | 1:42.34 | f | | | CR | AR | NR |
|------|-----------------------|---------|---|--|--|----|----|----|

1500 Metres

| | | | | | | | |
|------|--------------------------|---------|---|--|--|--|----|
| 1532 | LEWANDOWSKI Marcin - POL | 3:31.46 | f | | | | NR |
| 1707 | BERGLUND Kalle - SWE | 3:33.70 | f | | | | NR |

10,000 Metres

| | | | | | | | |
|------|---------------------------|----------|---|--|--|----|----|
| 1793 | CHEPTEGEI Joshua - UGA | 26:48.36 | f | | | WL | |
| 1085 | CRIPPA Yemaneberhan - ITA | 27:10.76 | f | | | | NR |
| 394 | AHMED Mohammed - CAN | 26:59.35 | f | | | | NR |

3000 Metres Steeplechase

| | | | | | | | |
|------|-------------------------|---------|---|---|--|----|----|
| 1283 | KIPRUTO Conseslus - KEN | 8:01.35 | f | | | WL | |
| 1047 | SABLE Avinash - IND | 8:21.37 | f | | | | NR |
| 1047 | SABLE Avinash - IND | 8:25.23 | h | 3 | | | NR |
| 703 | GIRMA Lamecha - ETH | 8:01.36 | f | | | | NR |

110 Metres Hurdles

| | | | | | | | |
|------|--------------------|-------|---|---|--|--|----|
| 1679 | JOSEPH Jason - SUI | 13.39 | h | 2 | | | NR |
|------|--------------------|-------|---|---|--|--|----|

400 Metres Hurdles

| | | | | | | | |
|------|-----------------------------|-------|----|---|--|--|----|
| 105 | LAHOULOU Abdelmalik - ALG | 48.39 | sf | 2 | | | NR |
| 1667 | ERCOLANI VOLTA Andrea - SMR | 52.60 | h | 3 | | | NR |

High Jump

| | | | | | | | |
|------|--------------------------|------|---|--|--|----|--|
| 1596 | BARSHIM Mutaz Essa - QAT | 2.37 | f | | | WL | |
|------|--------------------------|------|---|--|--|----|--|

Long Jump

| | | | | | | | |
|------|-------------------|------|---|--|--|----|----|
| 1159 | GAYLE Tajay - JAM | 8.69 | f | | | WL | NR |
|------|-------------------|------|---|--|--|----|----|

Triple Jump

| | | | | | | | |
|-----|----------------------------|-------|---|--|--|----|----|
| 390 | ZANGO Hugues Fabrice - BUR | 17.66 | f | | | AR | NR |
|-----|----------------------------|-------|---|--|--|----|----|

Shot Put

| | | | | | | | | |
|------|-------------------|-------|---|--|--|----|----|----|
| 1908 | KOVACS Joe - USA | 22.91 | f | | | CR | WL | |
| 1504 | WALSH Tomas - NZL | 22.90 | f | | | | AR | NR |

Discus Throw

| | | | | | | | | | |
|-----|--------------------------|-------|---|--|--|--|--|--|-----------|
| 578 | PARELLIS Apostolos - CYP | 66.32 | f | | | | | | NR |
|-----|--------------------------|-------|---|--|--|--|--|--|-----------|

Javelin Throw

| | | | | | | | | | |
|------|---------------------------|-------|---|---|--|--|--|--|-----------|
| 1512 | NADEEM Arshad - PAK | 81.52 | q | B | | | | | NR |
| 2071 | RIVASZ-TÓTH Norbert - HUN | 83.42 | q | A | | | | | NR |

4x100 Metres Relay

| | | | | | | | | | |
|-----|--------------------------|-------|---|---|--|--|-----------|-----------|-----------|
| GBR | GREAT BRITAIN & NI - GBR | 37.56 | h | 1 | | | WL | | |
| USA | UNITED STATES - USA | 37.10 | f | | | | WL | | NR |
| JPN | JAPAN - JPN | 37.43 | f | | | | | AR | NR |
| RSA | SOUTH AFRICA - RSA | 37.65 | h | 2 | | | | AR | NR |
| BRA | BRAZIL - BRA | 37.90 | h | 1 | | | | AR | NR |
| GBR | GREAT BRITAIN & NI - GBR | 37.36 | f | | | | | AR | NR |
| BRA | BRAZIL - BRA | 37.72 | f | | | | | AR | NR |
| CHN | PR OF CHINA - CHN | 37.79 | h | 2 | | | | | NR |
| NED | NETHERLANDS - NED | 37.91 | h | 2 | | | | | NR |
| ITA | ITALY - ITA | 38.11 | h | 1 | | | | | NR |

4x400 Metres Relay

| | | | | | | | | | |
|-----|---------------------|---------|---|---|--|--|-----------|--|-----------|
| USA | UNITED STATES - USA | 2:56.69 | f | | | | WL | | |
| COL | COLOMBIA - COL | 2:59.50 | f | | | | | | NR |
| COL | COLOMBIA - COL | 3:01.06 | h | 1 | | | | | NR |

Women

Women Total

| | | | | |
|---|---|----|---|----|
| 2 | 4 | 12 | 5 | 35 |
|---|---|----|---|----|

100 Metres

| | | | | | | | | | |
|------|-------------------------------|-------|---|---|--|--|-----------|--|-----------|
| 1180 | FRASER-PRYCE Shelly-Ann - JAM | 10.71 | f | | | | WL | | |
| 855 | ASHER-SMITH Dina - GBR | 10.83 | f | | | | | | NR |
| 2047 | CHAUDHARY Sarswati - NEP | 12.72 | h | 1 | | | | | NR |

200 Metres

| | | | | | | | | | |
|------|------------------------|-------|---|---|--|--|--|--|-----------|
| 1478 | SEYNI Aminatou - NIG | 22.58 | h | 5 | | | | | NR |
| 855 | ASHER-SMITH Dina - GBR | 21.88 | f | | | | | | NR |

400 Metres

| | | | | | | | | | |
|-----|---------------------------|-------|---|--|--|--|-----------|-----------|-----------|
| 376 | NASER Salwa Eid - BRN | 48.14 | f | | | | WL | AR | NR |
| 226 | MILLER-UIBO Shaunae - BAH | 48.37 | f | | | | | AR | NR |

800 Metres

| | | | | | | | | | |
|------|-----------------------|---------|---|--|--|--|--|--|-----------|
| 1810 | NAKAAYI Halimah - UGA | 1:58.04 | f | | | | | | NR |
|------|-----------------------|---------|---|--|--|--|--|--|-----------|

1500 Metres

| | | | | | | | | | |
|------|--------------------------------|---------|---|---|--|-----------|-----------|-----------|-----------|
| 1436 | HASSAN Sifan - NED | 3:51.95 | f | | | CR | WL | AR | NR |
| 1977 | HOULIHAN Shelby - USA | 3:54.99 | f | | | | | AR | NR |
| 429 | DEBUES-STAFFORD Gabriela - CAN | 3:56.12 | f | | | | | | NR |
| 1860 | FERNÁNDEZ María Pía - URU | 4:09.45 | h | 3 | | | | | NR |
| 1310 | KIPYEGON Faith - KEN | 3:54.22 | f | | | | | | NR |

5000 Metres

| | | | | | | | | | |
|------|--------------------|----------|---|--|--|-----------|--|--|--|
| 1314 | OBIRI Hellen - KEN | 14:26.72 | f | | | CR | | | |
|------|--------------------|----------|---|--|--|-----------|--|--|--|

10,000 Metres

| | | | | | | | | | |
|------|--------------------|----------|---|--|--|--|-----------|--|--|
| 1436 | HASSAN Sifan - NED | 30:17.62 | f | | | | WL | | |
|------|--------------------|----------|---|--|--|--|-----------|--|--|

3000 Metres Steeplechase

| | | | | | | | | | |
|------|-----------------------------|---------|---|---|--|-----------|--|--|-----------|
| 1302 | CHEPKOECH Beatrice - KEN | 8:57.84 | f | | | CR | | | |
| 613 | MØLLER Anna Emilie - DEN | 9:13.46 | f | | | | | | NR |
| 613 | MØLLER Anna Emilie - DEN | 9:18.92 | h | 2 | | | | | NR |
| 955 | KRAUSE Gesa Felicitas - GER | 9:03.30 | f | | | | | | NR |
| 102 | GEGA Luiza - ALB | 9:19.93 | f | | | | | | NR |



100 Metres Hurdles

| | | | | | | | | | | |
|------|------------------------------|-------|----|---|--|--|--|--|--|-----------|
| 549 | VARGAS Andrea Carolina - CRC | 12.68 | h | 3 | | | | | | NR |
| 549 | VARGAS Andrea Carolina - CRC | 12.65 | sf | 3 | | | | | | NR |
| 391 | KOALA Marthe - BUR | 13.05 | u | 3 | | | | | | NR |
| 1445 | VISSER Nadine - NED | 12.62 | sf | 1 | | | | | | NR |
| 549 | VARGAS Andrea Carolina - CRC | 12.64 | f | | | | | | | NR |

400 Metres Hurdles

| | | | | | | | | | | |
|------|------------------------|-------|----|---|-----------|-----------|-----------|-----------|--|-----------|
| 1989 | MUHAMMAD Dalilah - USA | 52.16 | f | | WR | CR | WL | AR | | NR |
| 421 | WATSON Sage - CAN | 54.32 | sf | 1 | | | | | | NR |
| 1689 | SPRUNGER Lea - SUI | 54.06 | f | | | | | | | NR |
| 1494 | IUEL Amalie - NOR | 54.72 | h | 4 | | | | | | NR |

High Jump

| | | | | | | | | | | |
|------|---------------------------|------|---|--|--------------|--|--|--|--|--|
| 1836 | MAHUCHIKH Yaroslava - UKR | 2.04 | f | | WU20R | | | | | |
|------|---------------------------|------|---|--|--------------|--|--|--|--|--|

Pole Vault

| | | | | | | | | | | |
|------|--------------------------|------|---|--|--|--|-----------|--|--|-----------|
| 132 | SIDOROVA Anzhelika - ANA | 4.95 | f | | | | WL | | | |
| 301 | ZHUK Iryna - BLR | 4.70 | f | | | | | | | NR |
| 1719 | BENGTSSON Angelica - SWE | 4.80 | f | | | | | | | NR |
| 2033 | PEINADO Robeilys - VEN | 4.70 | f | | | | | | | NR |

Long Jump

| | | | | | | | | | | |
|-----|-----------------------|------|---|--|--|--|-----------|--|--|--|
| 956 | MIHAMBO Malaika - GER | 7.30 | f | | | | WL | | | |
|-----|-----------------------|------|---|--|--|--|-----------|--|--|--|

Javelin Throw

| | | | | | | | | | | |
|------|-----------------|-------|---|---|--|--|--|--|--|-----------|
| 1059 | RANI Annu - IND | 62.43 | q | A | | | | | | NR |
|------|-----------------|-------|---|---|--|--|--|--|--|-----------|

Heptathlon

| | | | | | | | | | | |
|------|---------------------------------|------|--|--|--|--|-----------|--|--|-----------|
| 876 | JOHNSON-THOMPSON Katarina - GBR | 6981 | | | | | WL | | | NR |
| 2056 | AHOUANWANOU Odile - BEN | 6210 | | | | | | | | NR |

4x100 Metres Relay

| | | | | | | | | | | |
|-----|-------------------|-------|---|---|--|--|-----------|--|--|-----------|
| JAM | JAMAICA - JAM | 41.44 | f | | | | WL | | | |
| SUI | SWITZERLAND - SUI | 42.18 | f | | | | | | | NR |
| ITA | ITALY - ITA | 42.90 | h | 2 | | | | | | NR |

4x400 Metres Relay

| | | | | | | | | | | |
|-----|---------------------|---------|---|---|--|--|-----------|--|--|-----------|
| USA | UNITED STATES - USA | 3:22.96 | h | 2 | | | WL | | | |
| USA | UNITED STATES - USA | 3:18.92 | f | | | | WL | | | |
| JAM | JAMAICA - JAM | 3:23.64 | h | 1 | | | WL | | | |
| POL | POLAND - POL | 3:21.89 | f | | | | | | | NR |
| BEL | BELGIUM - BEL | 3:26.58 | h | 2 | | | | | | NR |

Mixed

Mixed Total

| | | | | |
|---|---|---|---|----|
| 2 | 0 | 2 | 7 | 15 |
|---|---|---|---|----|

4x400 Metres Relay

| | | | | | | | | |
|-----|----------------------------|---------|---|---|-----------|-----------|-----------|-----------|
| USA | UNITED STATES - USA | 3:12.42 | h | 1 | WR | WL | AR | NR |
| USA | UNITED STATES - USA | 3:09.34 | f | | WR | WL | AR | NR |
| GBR | GREAT BRITAIN & N.I. - GBR | 3:12.80 | h | 1 | | | AR | NR |
| BRA | BRAZIL - BRA | 3:16.12 | h | 2 | | | AR | NR |
| BRN | BAHRAIN - BRN | 3:12.74 | h | 1 | | | AR | NR |
| BRN | BAHRAIN - BRN | 3:11.82 | f | | | | AR | NR |
| GBR | GREAT BRITAIN & N.I. - GBR | 3:12.27 | f | | | | AR | NR |
| FRA | FRANCE - FRA | 3:17.17 | h | 1 | | | | NR |
| CAN | CANADA - CAN | 3:16.76 | h | 1 | | | | NR |
| JAM | JAMAICA - JAM | 3:12.73 | h | 1 | | | | NR |
| JPN | JAPAN - JPN | 3:18.77 | h | 2 | | | | NR |
| BEL | BELGIUM - BEL | 3:16.16 | h | 2 | | | | NR |
| JAM | JAMAICA - JAM | 3:11.78 | f | | | | | NR |
| BEL | BELGIUM - BEL | 3:14.22 | f | | | | | NR |
| POL | POLAND - POL | 3:12.33 | f | | | | | NR |

MEN + WOMEN Total

| | | | | |
|---|---|----|----|----|
| 4 | 6 | 23 | 21 | 87 |
|---|---|----|----|----|



PLACING TABLE

FINAL

| PLACE | POINTS | COUNTRY | Gold | Silver | Bronze | Fourth | Fifth | Sixth | Seventh | Eighth |
|-------|--------|-------------------------------------|------|--------|--------|--------|-------|-------|---------|--------|
| 1 | 310 | USA UNITED STATES | 14 | 11 | 4 | 7 | 6 | 4 | 9 | 8 |
| 2 | 122 | KEN KENYA | 5 | 2 | 4 | 3 | 3 | 3 | 3 | 2 |
| 3 | 115 | JAM JAMAICA | 3 | 5 | 4 | 3 | 1 | 3 | 1 | 2 |
| 4 | 99 | CHN PR OF CHINA | 3 | 3 | 3 | 2 | 4 | 2 | 1 | 2 |
| 5 | 83 | ETH ETHIOPIA | 2 | 5 | 1 | 3 | 1 | 2 | | 1 |
| 6 | 82 | GBR GREAT BRITAIN & N.I. | 2 | 3 | | 5 | 2 | 2 | 3 | |
| 7 | 69 | GER GERMANY | 2 | | 4 | 3 | 1 | 2 | 1 | 2 |
| 8 | 56 | POL POLAND | 1 | 2 | 3 | | 2 | 1 | 2 | 1 |
| 9 | 55 | CAN CANADA | | 1 | 4 | | 2 | 3 | 2 | 3 |
| 10 | 44 | UKR UKRAINE | | 2 | | 2 | 3 | 2 | 1 | |
| 11 | 33 | JPN JAPAN | 2 | | 1 | | | 2 | 2 | 1 |
| 12 | 30 | CUB CUBA | 1 | 1 | 1 | | 2 | | | 1 |
| | 30 | NED NETHERLANDS | 2 | | | | | 2 | 4 | |
| 14 | 28 | BRN BAHRAIN | 1 | 1 | 1 | 1 | | | 1 | |
| 15 | 25 | BLR BELARUS | | | | 1 | 2 | 3 | 1 | 1 |
| | 25 | BRA BRAZIL | | | | 3 | 1 | 1 | 1 | 1 |
| | 25 | FRA FRANCE | | 1 | 1 | | 1 | 2 | 1 | |
| | 25 | SWE SWEDEN | 1 | 1 | 1 | | | 1 | | 1 |
| | 25 | UGA UGANDA | 2 | | | 1 | 1 | | | |
| 20 | 22 | COL COLOMBIA | | 1 | 1 | 1 | 1 | | | |
| | 22 | RSA SOUTH AFRICA | | | | 2 | 3 | | | |
| 22 | 20 | BEL BELGIUM | | 1 | 1 | | 1 | 1 | | |
| 20 | 20 | NOR NORWAY | 1 | | | 1 | 1 | 1 | | |
| 24 | 19 | ESP SPAIN | | | 1 | | | 2 | 2 | 3 |
| 25 | 17 | EST ESTONIA | | 2 | | | | 1 | | |
| 26 | 16 | BAH BAHAMAS | 1 | 1 | | | | | | 1 |
| | 16 | ITA ITALY | | | 1 | | | 1 | 2 | 3 |
| | 16 | SUI SWITZERLAND | | | 1 | 2 | | | | |
| 29 | 14 | AUS AUSTRALIA | 1 | | | | | 2 | | |
| | 14 | QAT QATAR | 1 | | 1 | | | | | |
| 31 | 13 | POR PORTUGAL | | 1 | | 1 | | | | 1 |
| 32 | 12 | AUT AUSTRIA | | | 2 | | | | | |
| | 12 | GRN GRENADA | 1 | | | | 1 | | | |
| | 12 | NGR NIGERIA | | | 1 | 1 | | | | 1 |
| 35 | 11 | TUR TURKEY | | | | | 2 | 1 | | |
| 36 | 10 | CIV COTE D'IVOIRE | | | 1 | | 1 | | | |
| | 10 | CRO CROATIA | | | 1 | | | | 2 | |
| | 10 | HUN HUNGARY | | | 1 | | 1 | | | |
| | 10 | TTO TRINIDAD AND TOBAGO | | | | | 1 | 1 | 1 | 1 |
| | 10 | VEN VENEZUELA | 1 | | | | | | 1 | |
| 41 | 9 | MAR MOROCCO | | | 1 | | | | 1 | 1 |
| 42 | 8 | ALG ALGERIA | | 1 | | | | | | 1 |
| | 8 | CZE CZECH REPUBLIC | | | | | 2 | | | |
| | 8 | ECU ECUADOR | | | 1 | | | | 1 | |
| | 8 | NZL NEW ZEALAND | | | 1 | | | | 1 | |
| | 8 | ROU ROMANIA | | | | 1 | | 1 | | |
| 47 | 7 | BIH BOSNIA-HERZEGOVINA | | 1 | | | | | | |
| 48 | 6 | BUR BURKINA FASO | | | 1 | | | | | |
| | 6 | GRE GREECE | | | 1 | | | | | |
| | 6 | NAM NAMIBIA | | | 1 | | | | | |
| 51 | 5 | IVB BRITISH VIRGIN ISLANDS | | | | 1 | | | | |

| PLACE | POINTS | COUNTRY | Gold | Silver | Bronze | Fourth | Fifth | Sixth | Seventh | Eighth |
|-------|--------|-------------------------------------|------|--------|--------|--------|-------|-------|---------|--------|
| 51 | 5 | CYP CYPRUS | | | | | 1 | | | 1 |
| | 5 | FIN FINLAND | | | | 1 | | | | |
| | 5 | MDA MOLDOVA | | | | 1 | | | | |
| 55 | 4 | AZE AZERBAIJAN | | | | | | | 2 | |
| | 4 | CRC COSTA RICA | | | | | 1 | | | |
| | 4 | PUR PUERTO RICO | | | | | 1 | | | |
| 58 | 3 | BAR BARBADOS | | | | | | 1 | | |
| | 3 | ERI ERITREA | | | | | | 1 | | |
| | 3 | IND INDIA | | | | | | | 1 | 1 |
| | 3 | IRL IRELAND | | | | | | 1 | | |
| | 3 | GAM THE GAMBIA | | | | | | 1 | | |
| 63 | 2 | BUL BULGARIA | | | | | | | 1 | |
| | 2 | DEN DENMARK | | | | | | | 1 | |
| | 2 | IRI ISLAMIC REPUBLIC OF IRAN | | | | | | | 1 | |
| 66 | 1 | BEN BENIN | | | | | | | | 1 |
| | 1 | PRK DPR OF KOREA | | | | | | | | 1 |
| | 1 | MAS MALAYSIA | | | | | | | | 1 |

